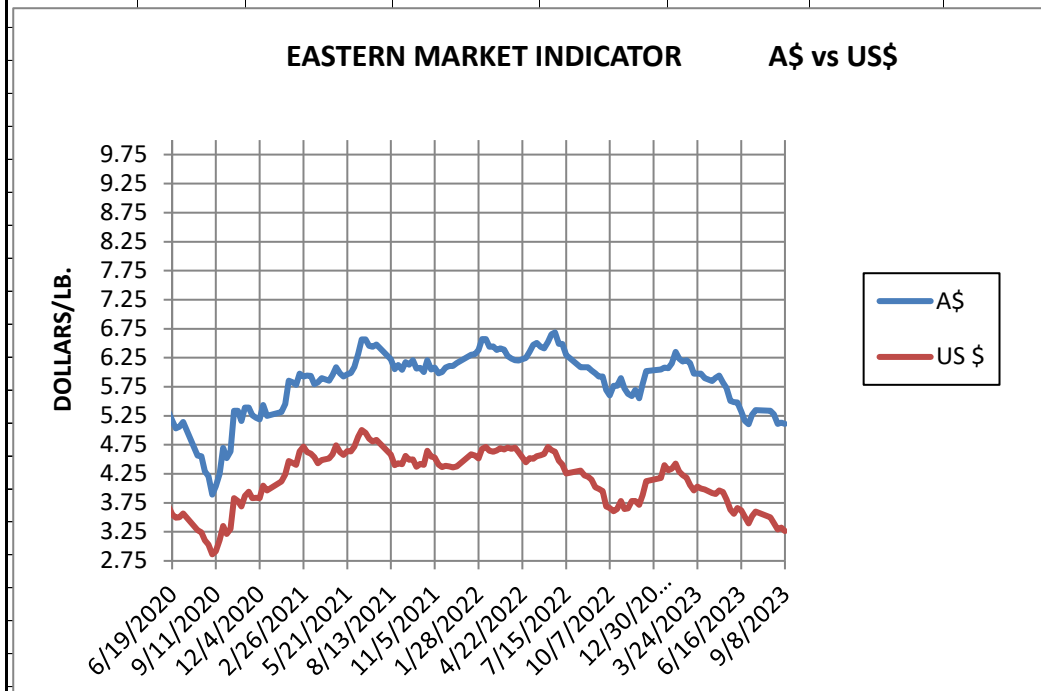


WEEK ENDING  
SEPTEMBER 8, 2023

| MARKET INDICATOR CHANGE |    | US \$/LB. |           | Clean on floor |           |        |         |
|-------------------------|----|-----------|-----------|----------------|-----------|--------|---------|
| CATEGORY                |    | 9/8/2023  |           | 9/1/2023       |           | Change |         |
|                         |    | A\$       | US\$      | A\$            | US\$      | A\$    | US\$    |
| EASTERN MI              |    | \$ 5.11   | \$ 3.26   | \$ 5.13        | \$ 3.32   | -0.02  | -0.06   |
| Micron                  |    |           |           |                |           |        |         |
|                         | 17 | \$ 7.84   | \$ 5.00   | \$ 8.00        | \$ 5.18   | -0.17  | -0.18   |
|                         | 18 | \$ 6.94   | \$ 4.43   | \$ 6.93        | \$ 4.49   | 0.01   | -0.06   |
|                         | 19 | \$ 6.42   | \$ 4.10   | \$ 6.38        | \$ 4.13   | 0.04   | -0.03   |
|                         | 20 | \$ 5.98   | \$ 3.82   | \$ 5.84        | \$ 3.78   | 0.14   | 0.04    |
|                         | 21 | \$ 5.82   | \$ 3.71   | \$ 5.79        | \$ 3.75   | 0.03   | -0.03   |
|                         | 22 | \$ 5.36   | \$ 3.42   | \$ 5.63        | \$ 3.64   | -0.27  | -0.22   |
|                         | 23 | \$ 5.41   | \$ 3.45   | \$ 5.60        | \$ 3.63   | -0.19  | -0.17   |
|                         | 24 | \$ 5.44   | \$ 3.47   | \$ 5.44        | \$ 3.52   | 0.00   | -0.05   |
|                         | 25 | \$ 2.85   | \$ 1.82   | \$ 3.18        | \$ 2.06   | -0.33  | -0.24   |
|                         | 26 | \$ 2.71   | \$ 1.73   | \$ 2.58        | \$ 1.67   | 0.14   | 0.06    |
|                         | 28 | \$ 1.58   | \$ 1.01   | \$ 1.55        | \$ 1.01   | 0.02   | 0.00    |
|                         | 30 | \$ 1.50   | \$ 0.96   | \$ 1.44        | \$ 0.93   | 0.06   | 0.03    |
|                         | 32 | \$ 1.27   | \$ 0.81   | \$ 1.20        | \$ 0.78   | 0.07   | 0.03    |
|                         | MC | \$ 3.19   | \$ 2.04   | \$ 3.23        | \$ 2.09   | -0.04  | -0.06   |
| CURRENCY (US \$/A \$)   |    |           | \$ 0.6384 |                | \$ 0.6474 |        | -0.0090 |



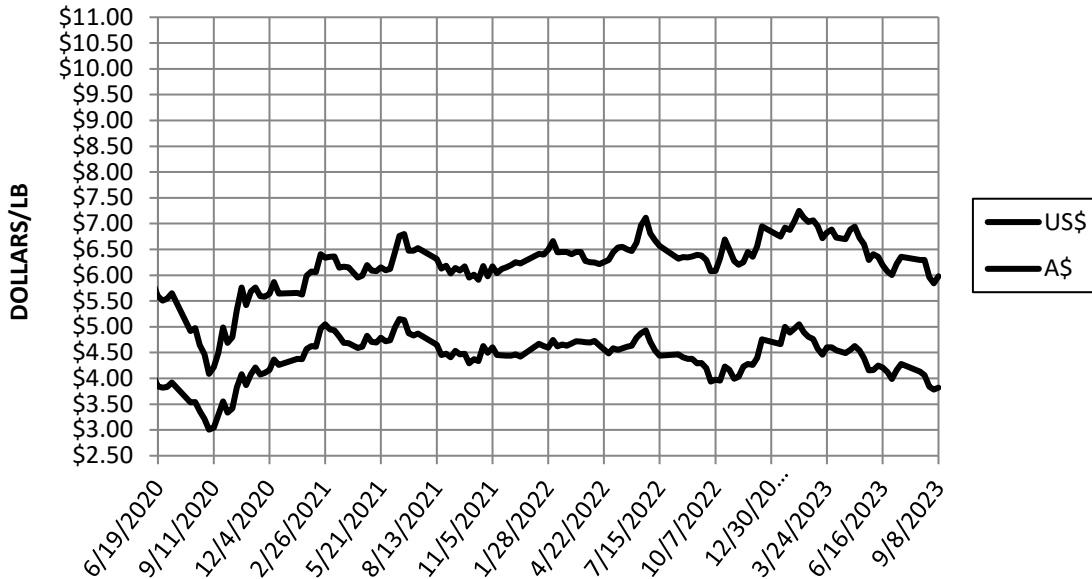
Information source: Wooltrak, Australian Wool Exchange, Weekly Market Review

WEEK ENDING  
SEPTEMBER 8, 2023

**MARKET INDICATOR CHANGES** US \$/LB. Clean on floor

| CATEGORY              | 9/8/2023 |           | 9/1/2023 |           | Change |         |
|-----------------------|----------|-----------|----------|-----------|--------|---------|
|                       | A\$      | US\$      | A\$      | US\$      | A\$    | US\$    |
| EASTERN MI            | \$ 5.11  | \$ 3.26   | \$ 5.13  | \$ 3.32   | -0.02  | -0.06   |
| Micron                |          |           |          |           |        |         |
| 17                    | \$ 7.84  | \$ 5.00   | \$ 8.00  | \$ 5.18   | -0.17  | -0.18   |
| 18                    | \$ 6.94  | \$ 4.43   | \$ 6.93  | \$ 4.49   | 0.01   | -0.06   |
| 19                    | \$ 6.42  | \$ 4.10   | \$ 6.38  | \$ 4.13   | 0.04   | -0.03   |
| 20                    | \$ 5.98  | \$ 3.82   | \$ 5.84  | \$ 3.78   | 0.14   | 0.04    |
| 21                    | \$ 5.82  | \$ 3.71   | \$ 5.79  | \$ 3.75   | 0.03   | -0.03   |
| 22                    | \$ 5.36  | \$ 3.42   | \$ 5.63  | \$ 3.64   | -0.27  | -0.22   |
| 23                    | \$ 5.41  | \$ 3.45   | \$ 5.60  | \$ 3.63   | -0.19  | -0.17   |
| 24                    | \$ 5.44  | \$ 3.47   | \$ 5.44  | \$ 3.52   | 0.00   | -0.05   |
| 25                    | \$ 2.85  | \$ 1.82   | \$ 3.18  | \$ 2.06   | -0.33  | -0.24   |
| 26                    | \$ 2.71  | \$ 1.73   | \$ 2.58  | \$ 1.67   | 0.14   | 0.06    |
| 28                    | \$ 1.58  | \$ 1.01   | \$ 1.55  | \$ 1.01   | 0.02   | 0.00    |
| 30                    | \$ 1.50  | \$ 0.96   | \$ 1.44  | \$ 0.93   | 0.06   | 0.03    |
| 32                    | \$ 1.27  | \$ 0.81   | \$ 1.20  | \$ 0.78   | 0.07   | 0.03    |
| MC                    | \$ 3.19  | \$ 2.04   | \$ 3.23  | \$ 2.09   | -0.04  | -0.06   |
| CURRENCY (US \$/A \$) |          | \$ 0.6384 |          | \$ 0.6474 |        | -0.0090 |

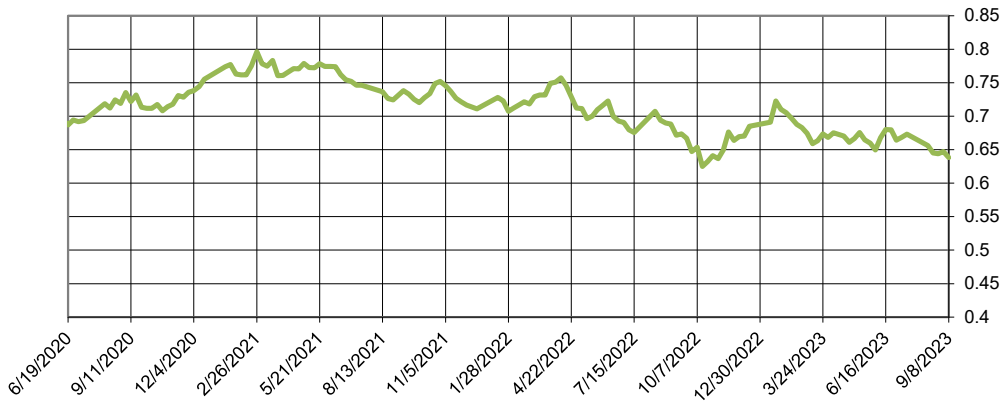
**20 MICRON MARKET INDICATOR**



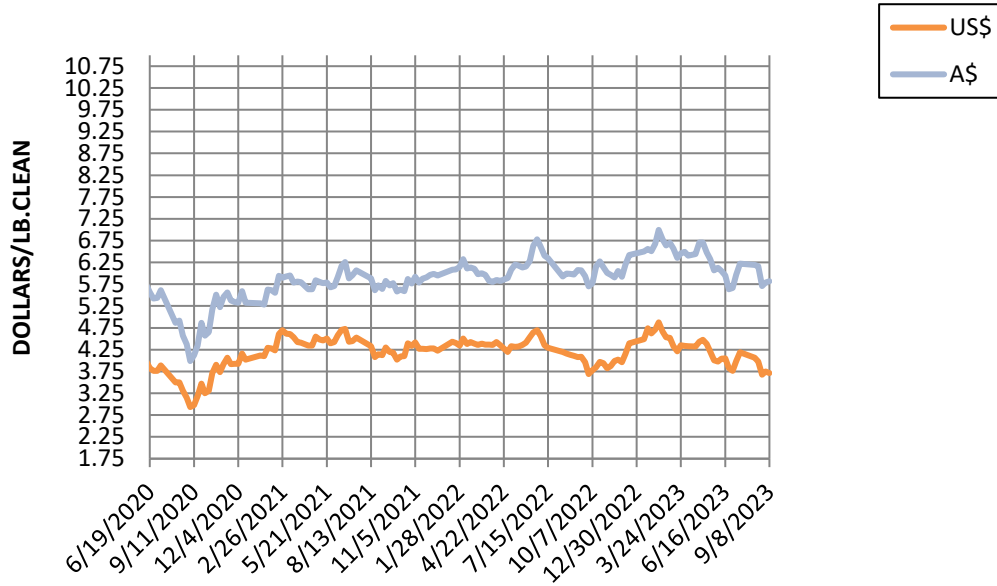
Information source: Wooltrak, Australian Wool Exchange, Weekly Market Review

### CURRENCY RATE (US\$:A\$)

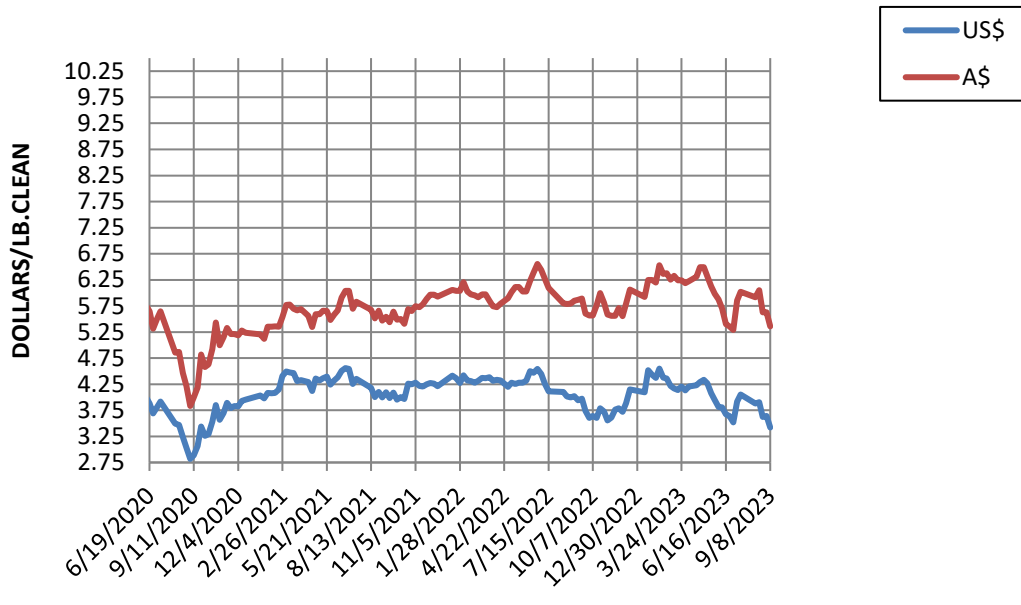
US\$



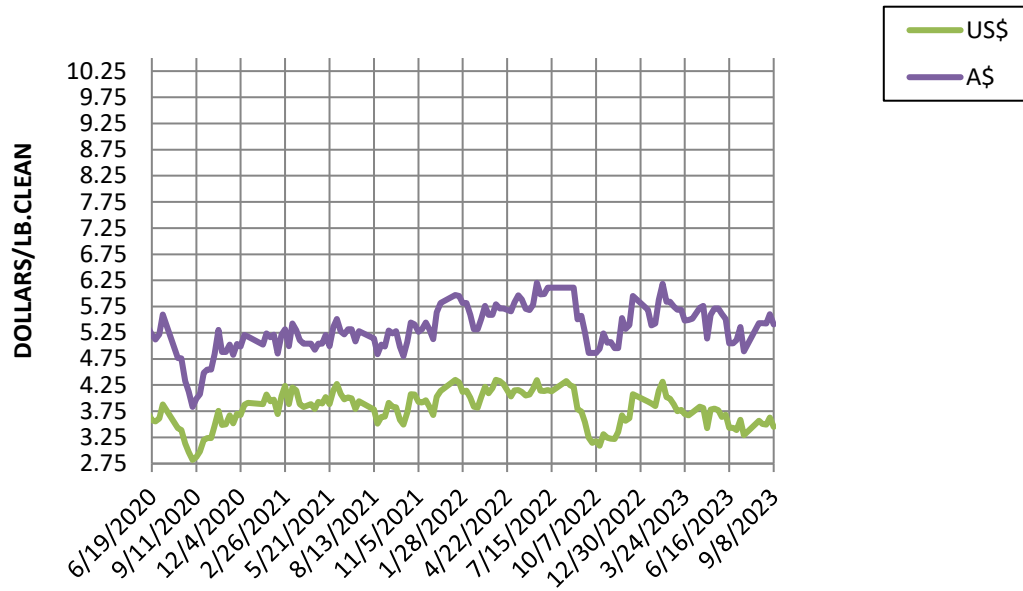
### 21 MICRON MARKET INDICATOR A\$ vs US\$



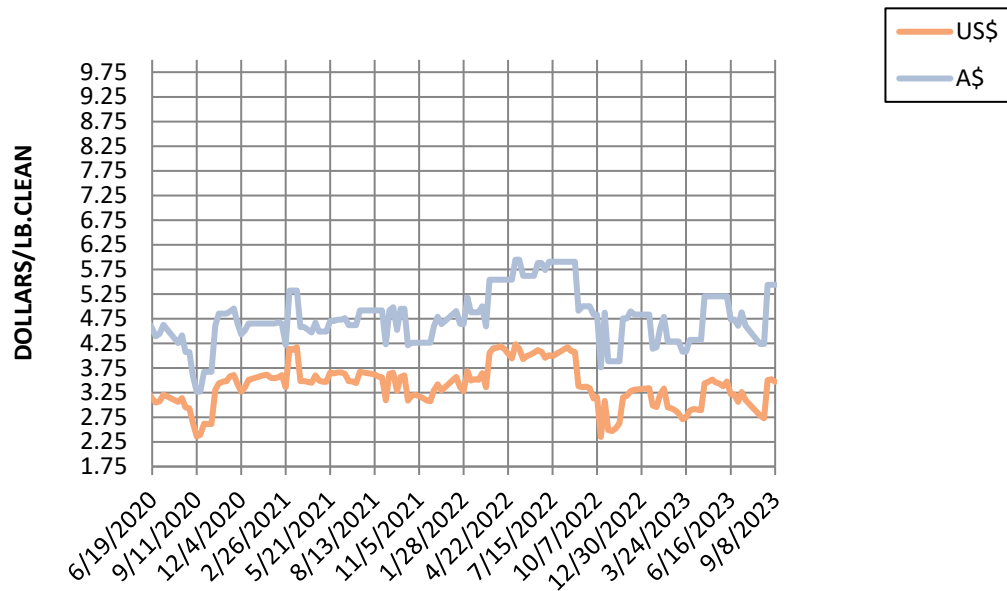
### 22 MICRON MARKET INDICATOR A\$ vs US\$



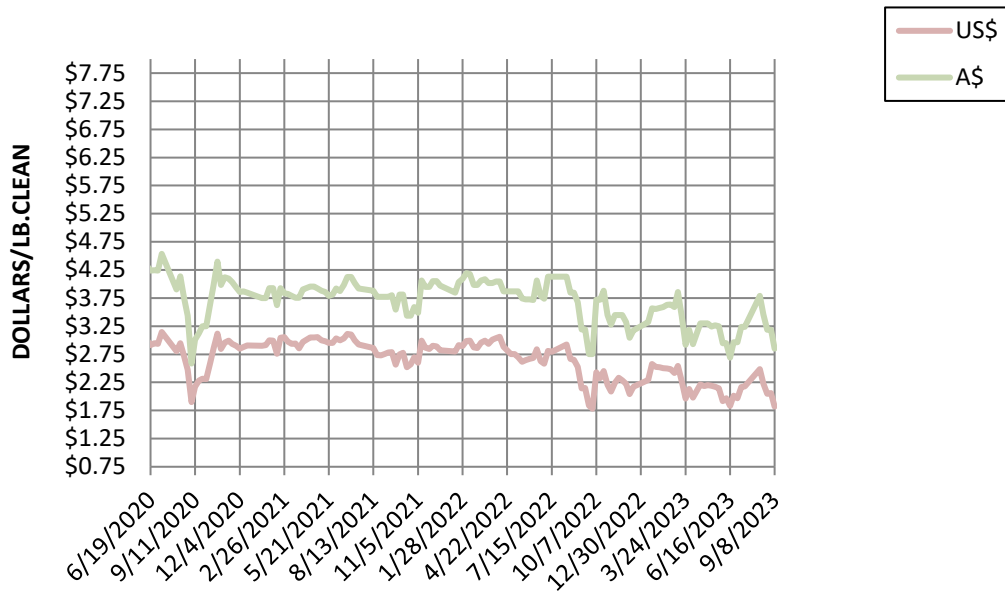
**23 MICRON MARKET INDICATOR A\$ vs US\$**



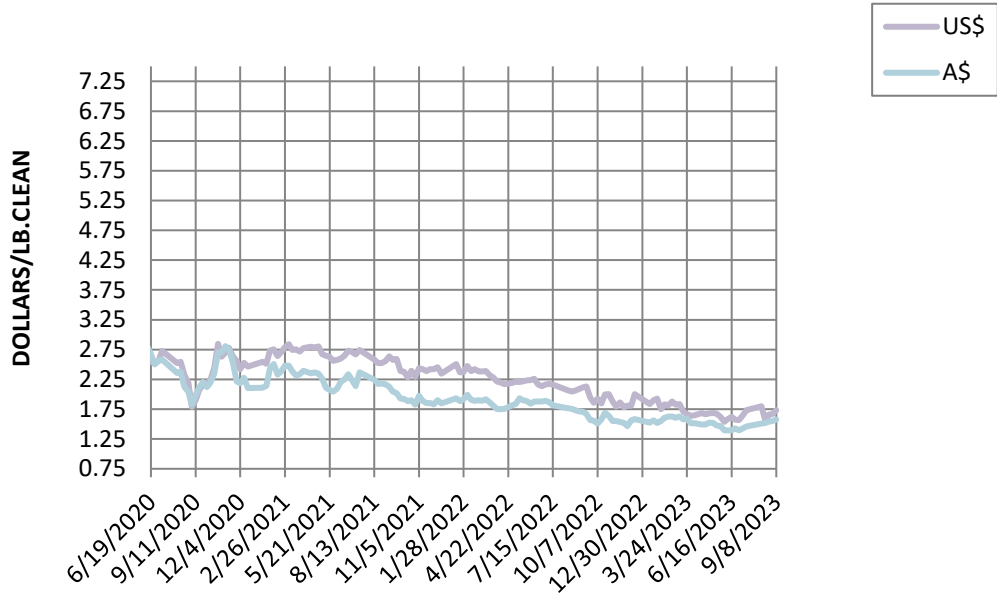
**24 MICRON MARKET INDICATOR A\$ vs US\$**



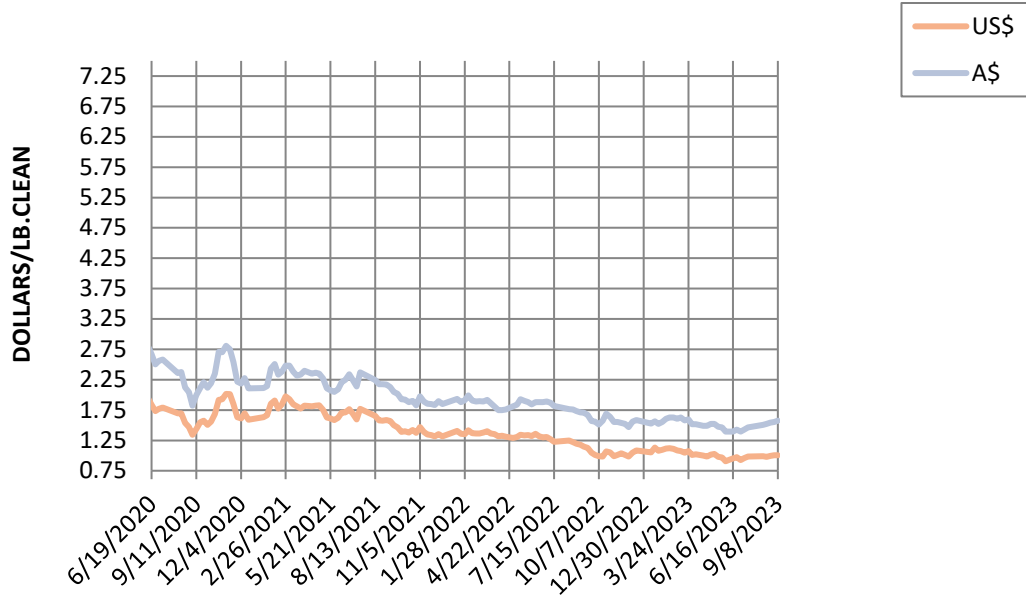
25 MICRON MARKET INDICATOR A\$ vs US\$



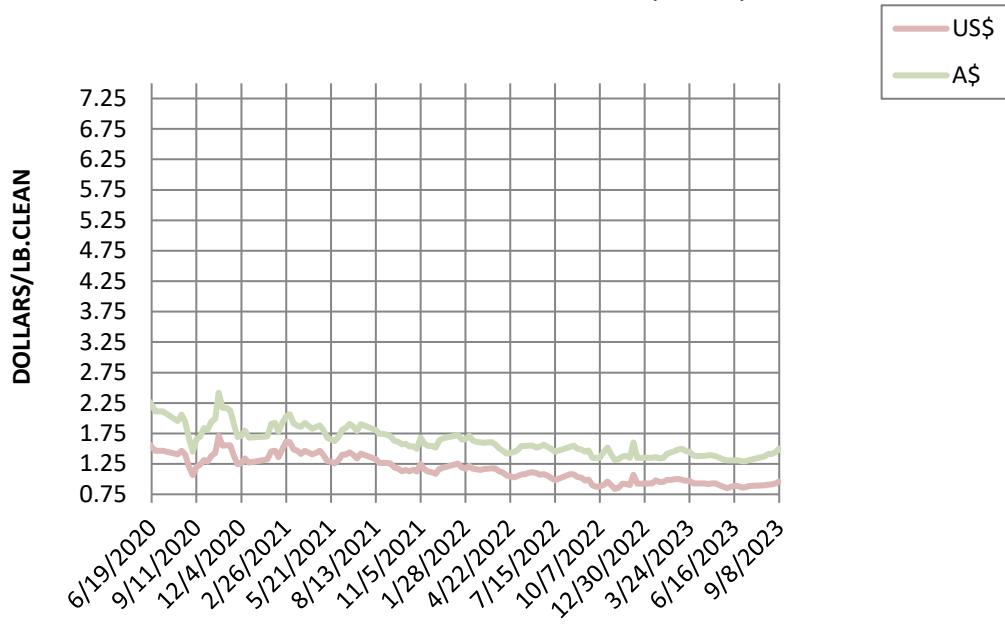
26 MICRON MARKET INDICATOR A\$ vs US\$



**28 MICRON MARKET INDICATOR      A\$ vs US\$**

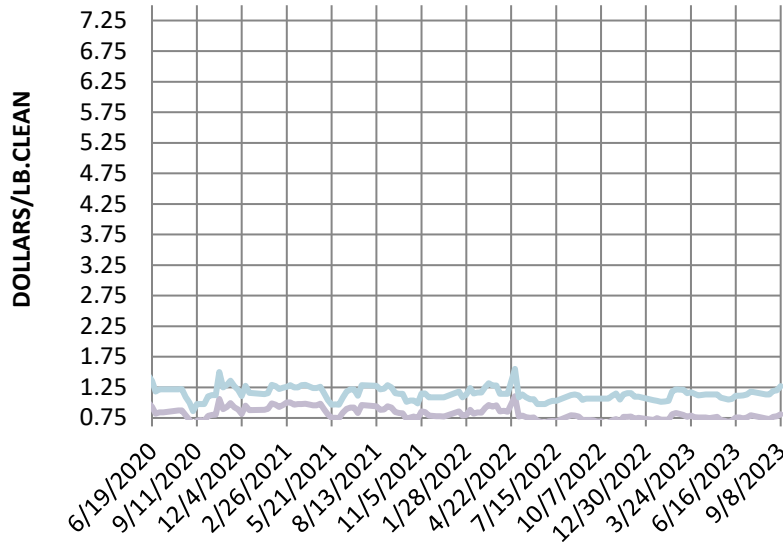


**30 MICRON MARKET INDICATOR      A\$ vs US\$**



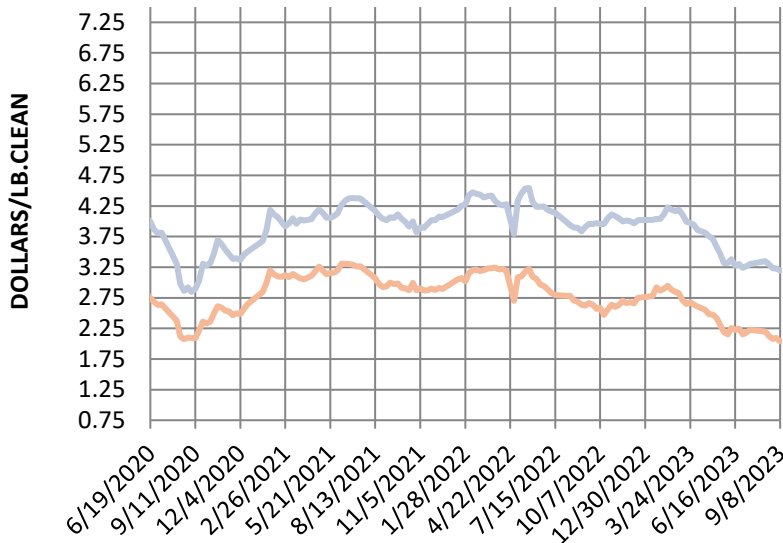
### 32 MICRON MARKET INDICATOR

A\$ vs US\$



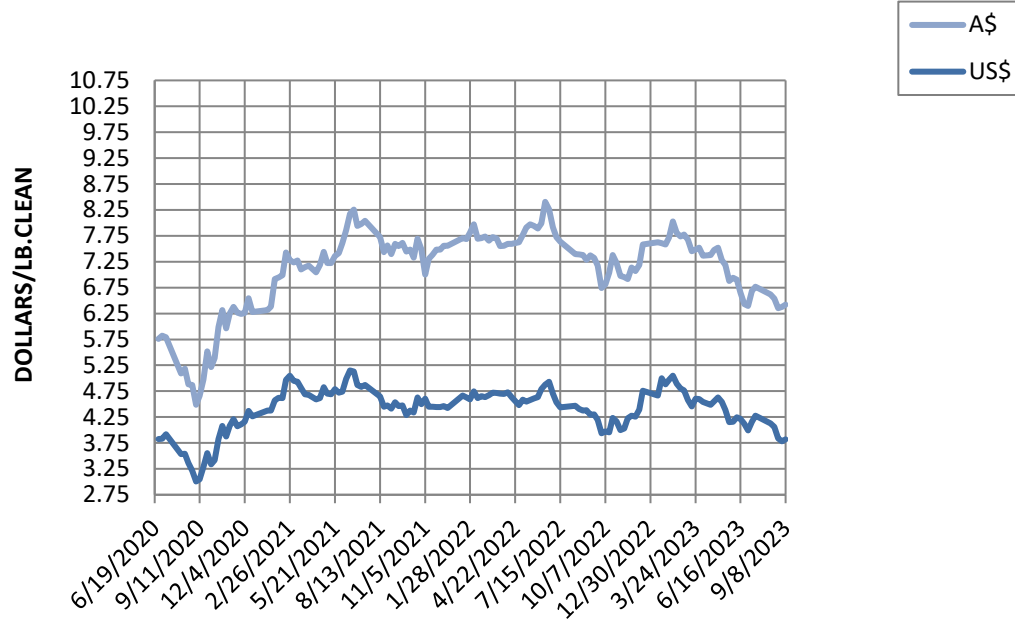
### MC MICRON MARKET INDICATOR

A\$ vs US\$

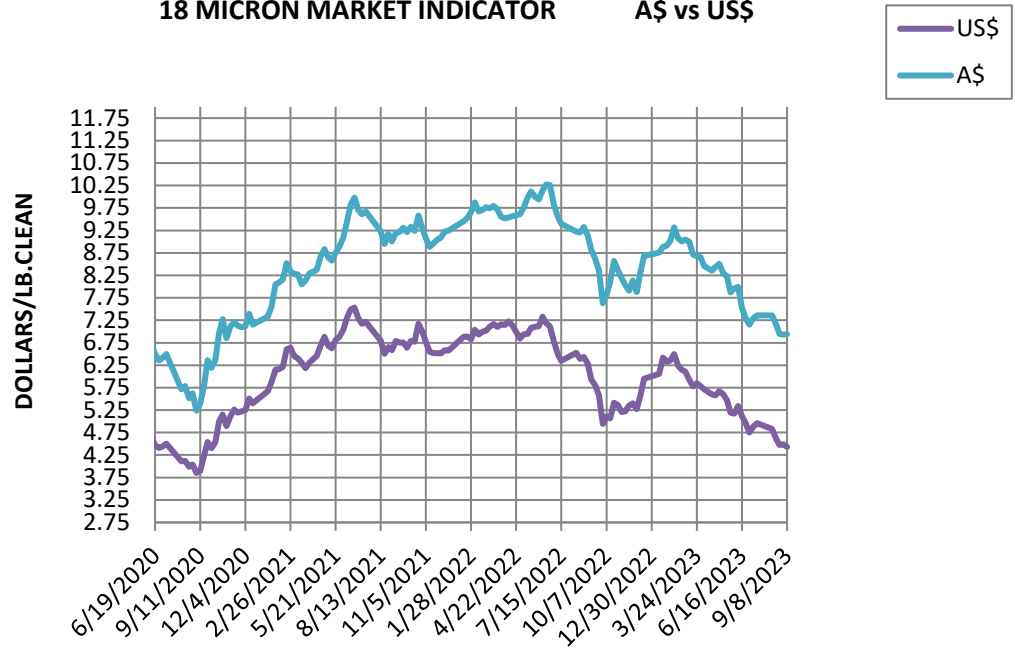




**19 MICRON MARKET INDICATOR A\$ vs US\$**



**18 MICRON MARKET INDICATOR A\$ vs US\$**



17 MICRON MARKET INDICATOR

A\$ vs US\$

