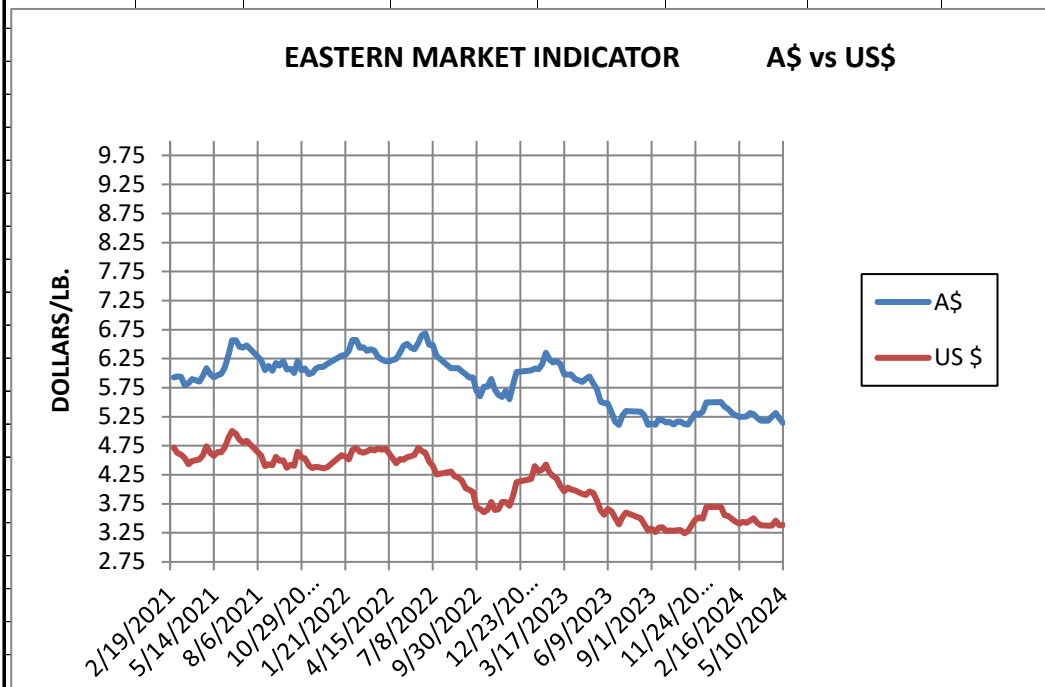


WEEK ENDING

MAY 10, 2024

ASI Conversion Table -- AWEX Prices to USD Per Pound							
MARKET INDICATOR CHANGE		US \$/LB.		Clean on floor			
CATEGORY		5/10/2024		5/3/2024		Change	
		A\$	US\$	A\$	US\$	A\$	US\$
EASTERN MI		\$ 5.14	\$ 3.38	\$ 5.23	\$ 3.38	-0.08	0.00
Micron							
	17	\$ 7.57	\$ 4.98	\$ 7.76	\$ 5.02	-0.19	-0.04
	18	\$ 6.78	\$ 4.45	\$ 6.92	\$ 4.47	-0.14	-0.02
	19	\$ 6.28	\$ 4.13	\$ 6.40	\$ 4.14	-0.12	-0.01
	20	\$ 6.03	\$ 3.97	\$ 6.11	\$ 3.95	-0.08	0.01
	21	\$ 5.92	\$ 3.89	\$ 6.01	\$ 3.88	-0.09	0.01
	22	\$ 5.92	\$ 3.90	\$ 5.96	\$ 3.85	-0.04	0.04
	23	\$ 5.78	\$ 3.80	\$ 5.87	\$ 3.80	-0.10	0.00
	24	\$ 4.84	\$ 3.18	\$ 4.84	\$ 3.13	0.00	0.05
	25	\$ 3.13	\$ 2.05	\$ 3.17	\$ 2.05	-0.05	0.00
	26	\$ 2.29	\$ 1.51	\$ 2.45	\$ 1.58	-0.16	-0.08
	28	\$ 1.60	\$ 1.05	\$ 1.62	\$ 1.05	-0.02	0.00
	30	\$ 1.50	\$ 0.98	\$ 1.53	\$ 0.99	-0.04	-0.01
	32	\$ 1.31	\$ 0.86	\$ 1.32	\$ 0.85	-0.01	0.01
	MC	\$ 3.35	\$ 2.20	\$ 3.38	\$ 2.18	-0.03	0.02
CURRENCY (US \$/A \$)			\$ 0.6575		\$ 0.6467		0.0108



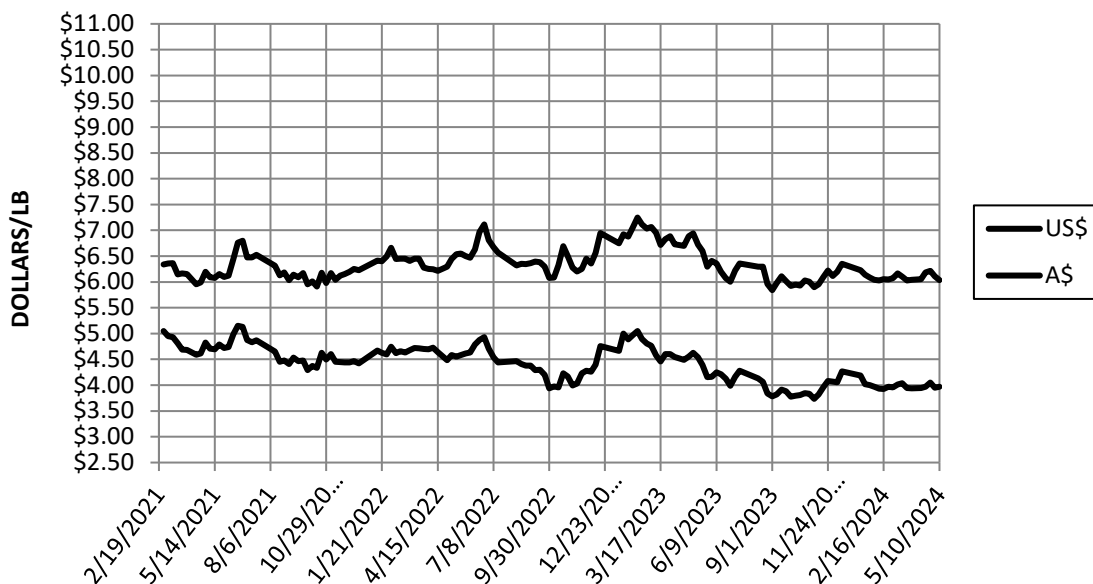
Information source: Wooltrak, Australian Wool Exchange, Weekly Market Review

WEEK ENDING
MAY 10, 2024

MARKET INDICATOR CHANGES US \$/LB. Clean on floor

CATEGORY	5/10/2024		5/3/2024		Change	
	A\$	US\$	A\$	US\$	A\$	US\$
EASTERN MI	\$ 5.14	\$ 3.38	\$ 5.23	\$ 3.38	-0.08	0.00
Micron						
17	\$ 7.57	\$ 4.98	\$ 7.76	\$ 5.02	-0.19	-0.04
18	\$ 6.78	\$ 4.45	\$ 6.92	\$ 4.47	-0.14	-0.02
19	\$ 6.28	\$ 4.13	\$ 6.40	\$ 4.14	-0.12	-0.01
20	\$ 6.03	\$ 3.97	\$ 6.11	\$ 3.95	-0.08	0.01
21	\$ 5.92	\$ 3.89	\$ 6.01	\$ 3.88	-0.09	0.01
22	\$ 5.92	\$ 3.90	\$ 5.96	\$ 3.85	-0.04	0.04
23	\$ 5.78	\$ 3.80	\$ 5.87	\$ 3.80	-0.10	0.00
24	\$ 4.84	\$ 3.18	\$ 4.84	\$ 3.13	0.00	0.05
25	\$ 3.13	\$ 2.05	\$ 3.17	\$ 2.05	-0.05	0.00
26	\$ 2.29	\$ 1.51	\$ 2.45	\$ 1.58	-0.16	-0.08
28	\$ 1.60	\$ 1.05	\$ 1.62	\$ 1.05	-0.02	0.00
30	\$ 1.50	\$ 0.98	\$ 1.53	\$ 0.99	-0.04	-0.01
32	\$ 1.31	\$ 0.86	\$ 1.32	\$ 0.85	-0.01	0.01
MC	\$ 3.35	\$ 2.20	\$ 3.38	\$ 2.18	-0.03	0.02
CURRENCY (US \$/A \$)		\$ 0.6575		\$ 0.6467		0.0108

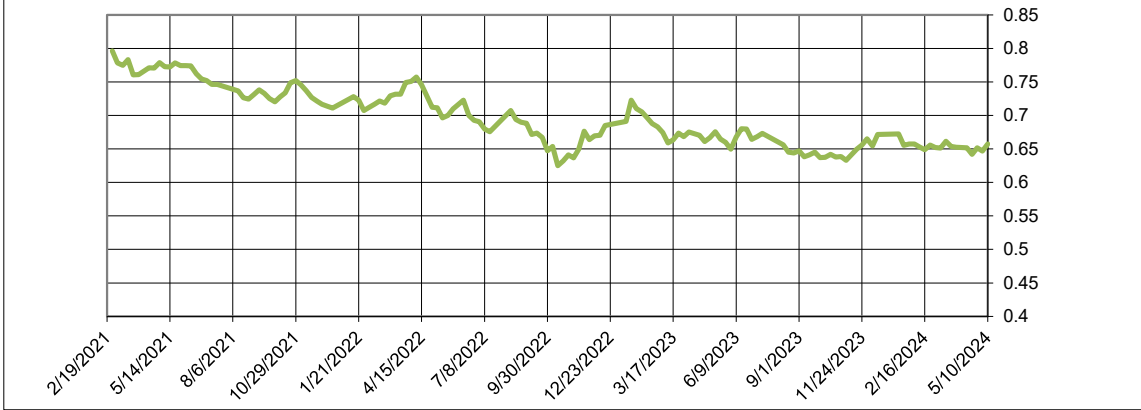
20 MICRON MARKET INDICATOR



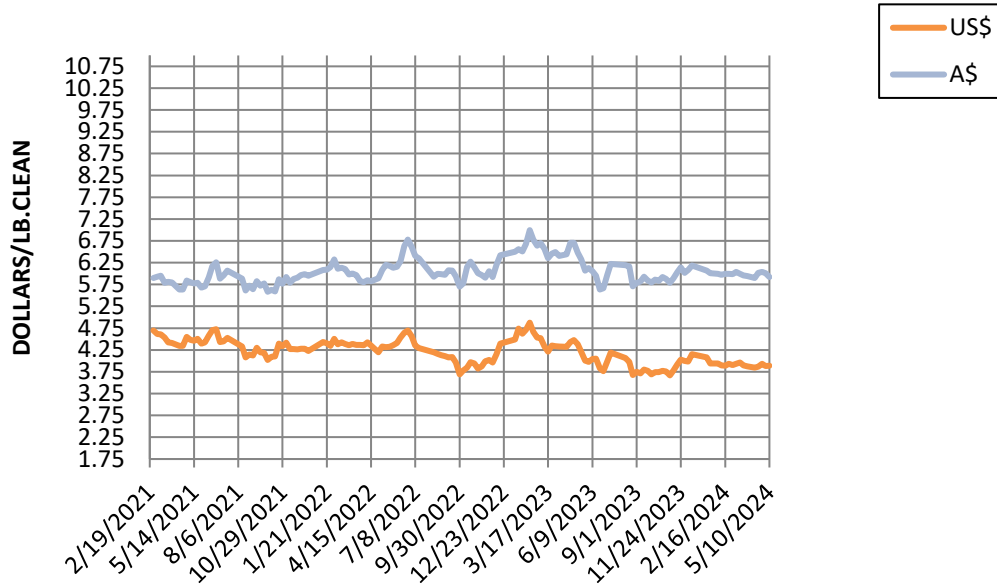
Information source: Wooltrak, Australian Wool Exchange, Weekly Market Review

CURRENCY RATE (US\$:A\$)

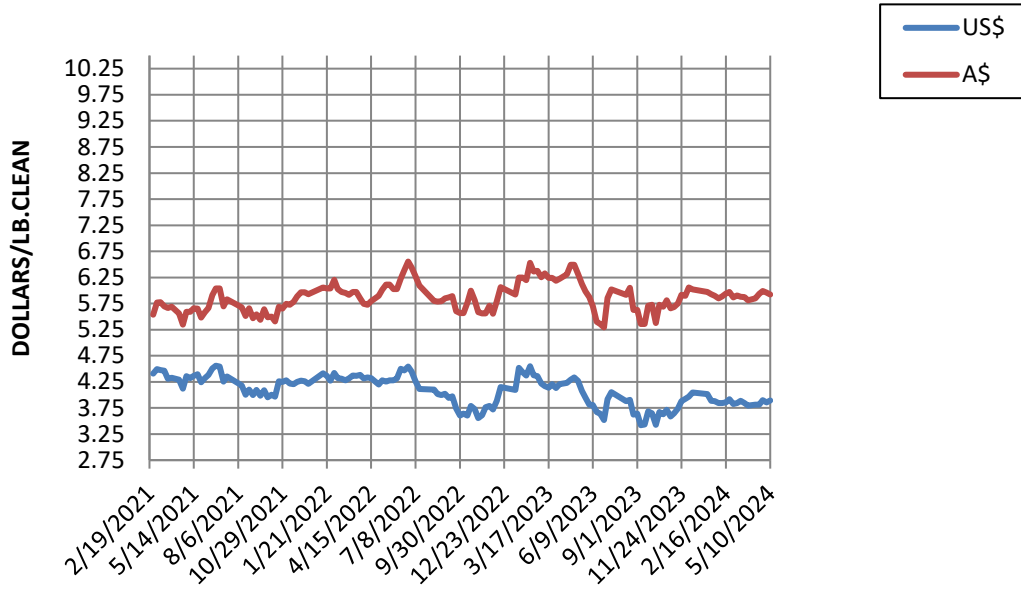
US\$



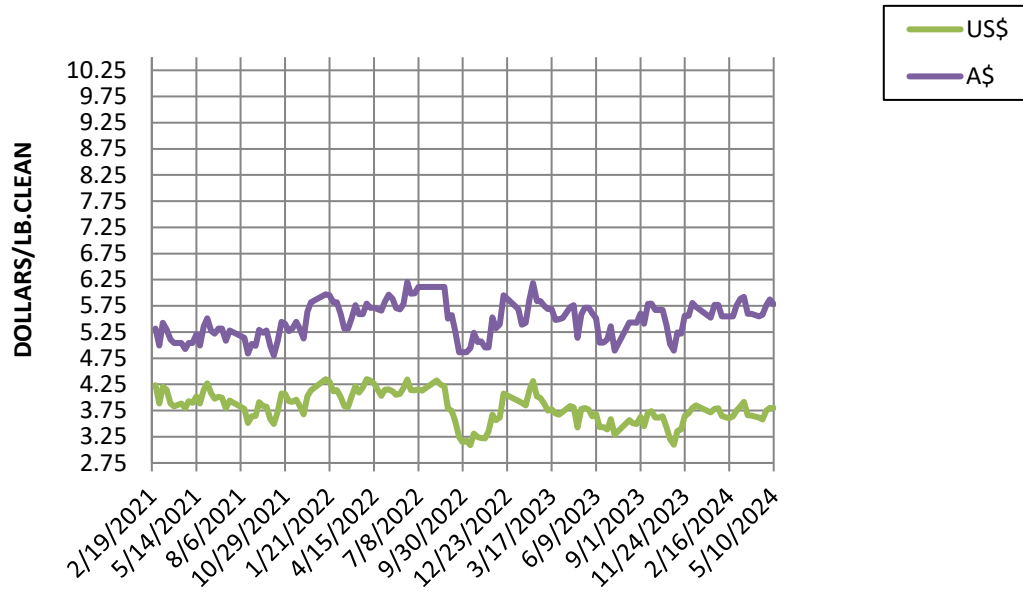
21 MICRON MARKET INDICATOR A\$ vs US\$



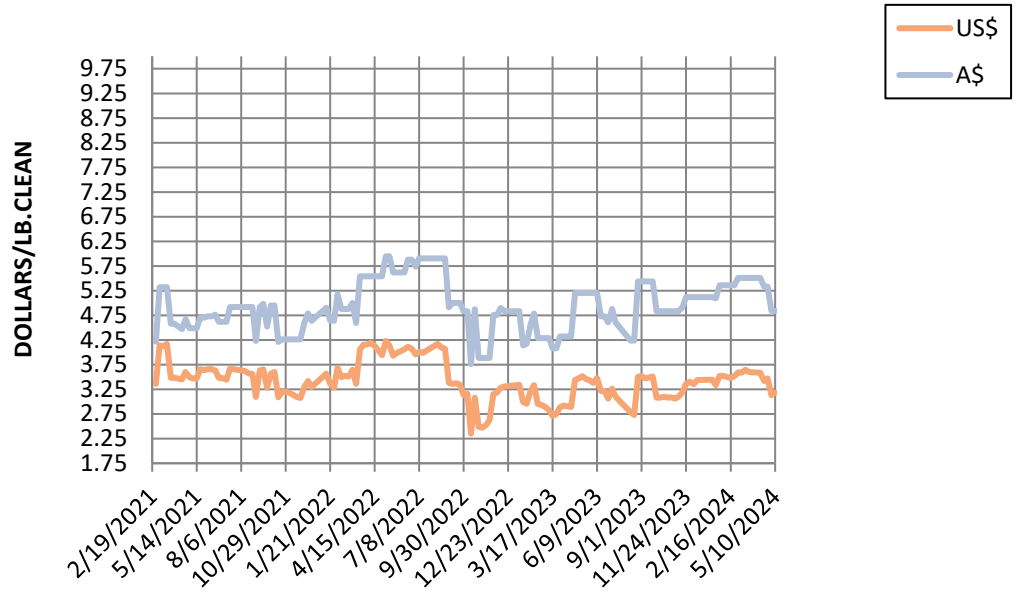
22 MICRON MARKET INDICATOR A\$ vs US\$



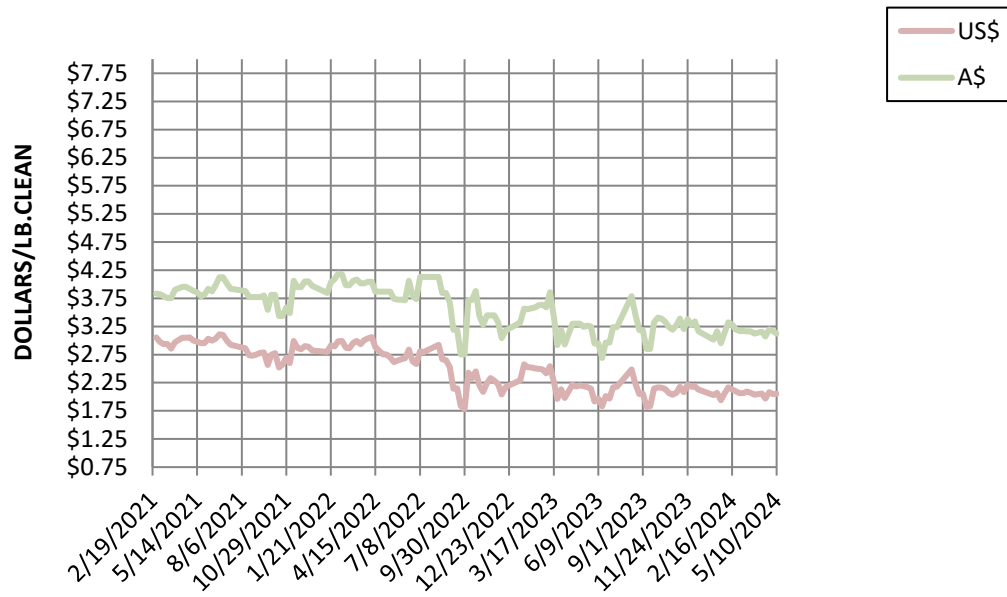
23 MICRON MARKET INDICATOR A\$ vs US\$



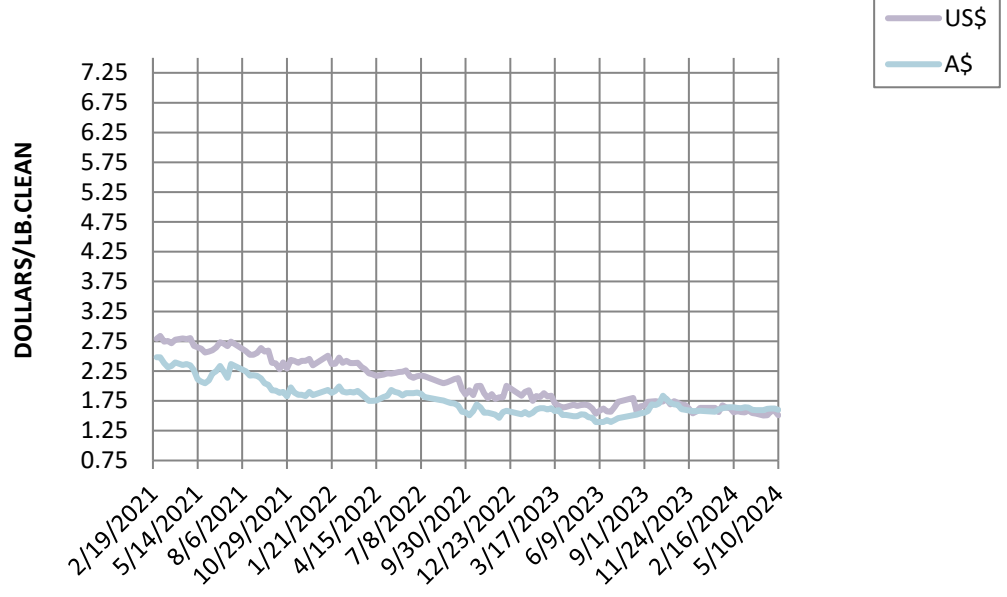
24 MICRON MARKET INDICATOR A\$ vs US\$



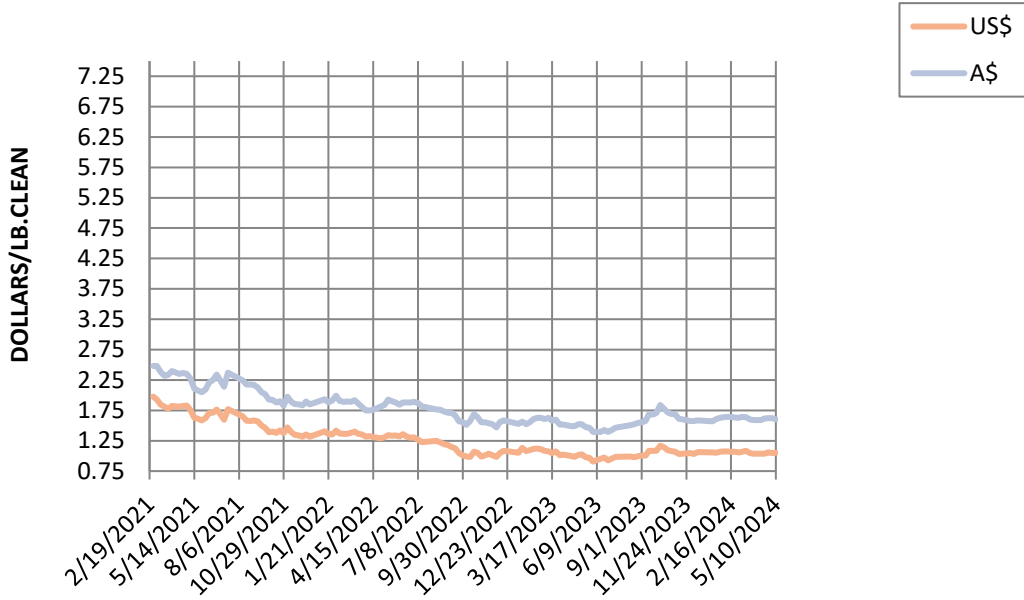
25 MICRON MARKET INDICATOR A\$ vs US\$



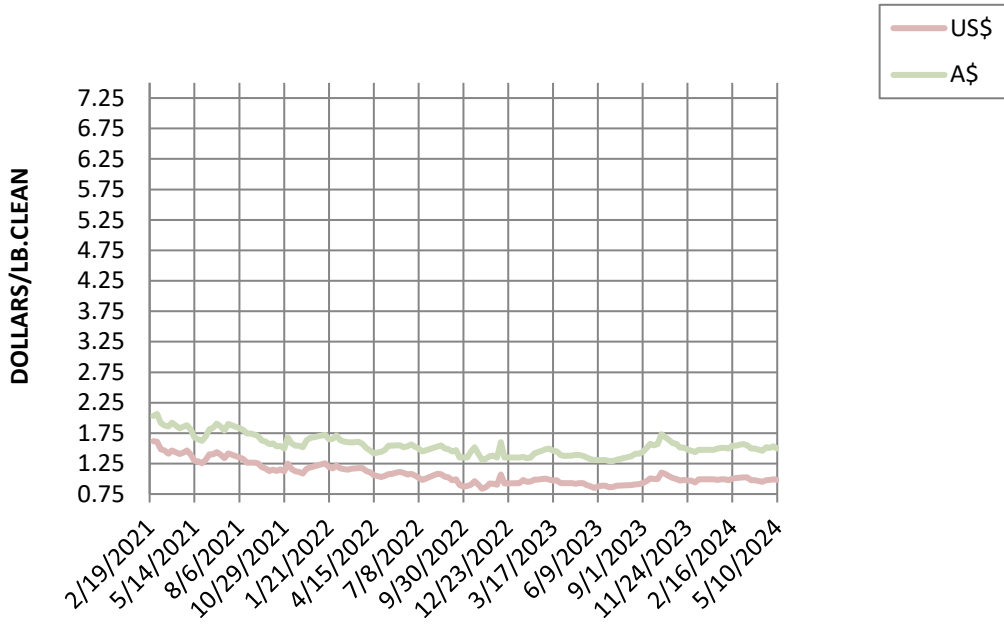
26 MICRON MARKET INDICATOR A\$ vs US\$



28 MICRON MARKET INDICATOR A\$ vs US\$

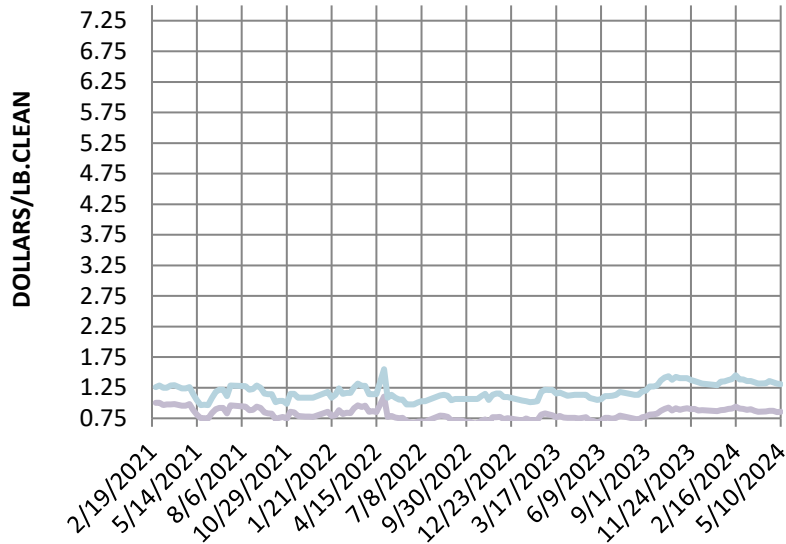


30 MICRON MARKET INDICATOR A\$ vs US\$



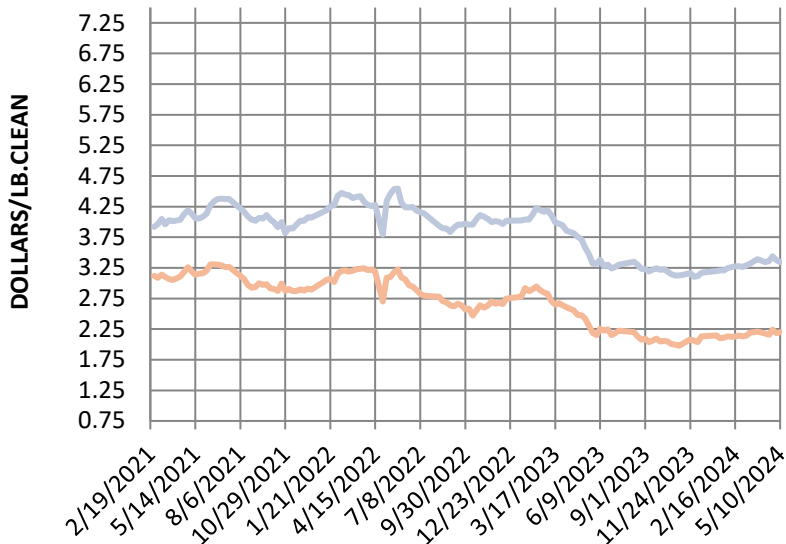
32 MICRON MARKET INDICATOR

A\$ vs US\$

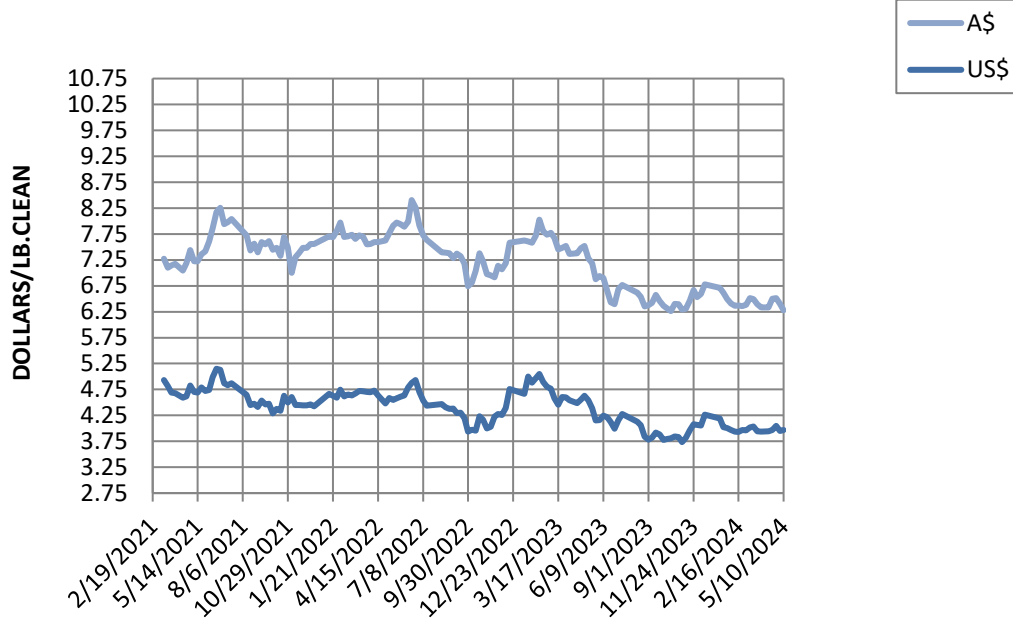


MC MICRON MARKET INDICATOR

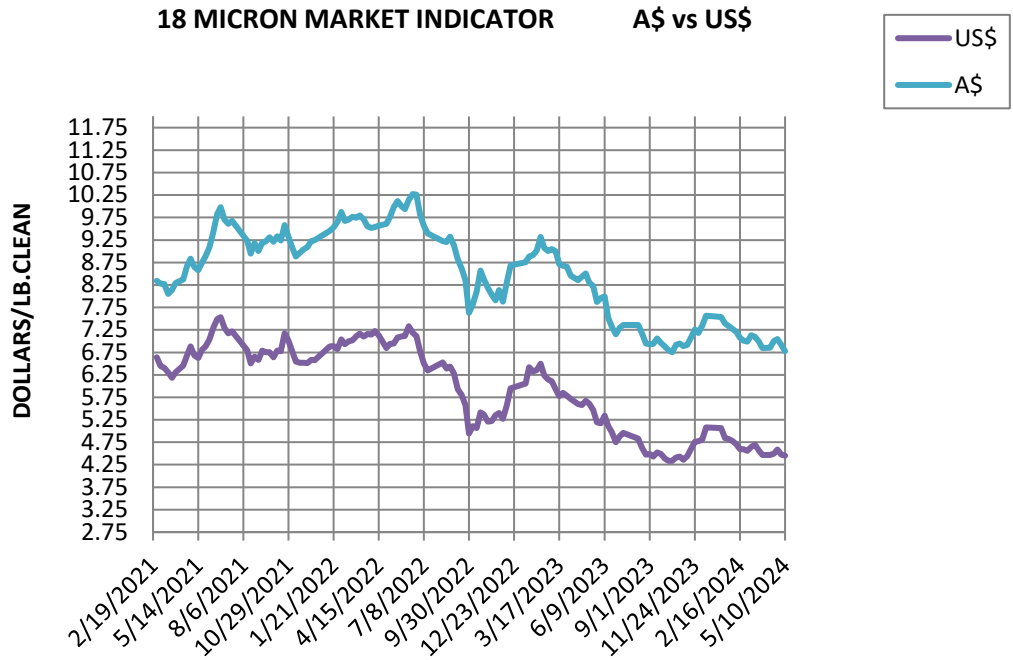
A\$ vs US\$



19 MICRON MARKET INDICATOR A\$ vs US\$



18 MICRON MARKET INDICATOR A\$ vs US\$



17 MICRON MARKET INDICATOR

A\$ vs US\$

