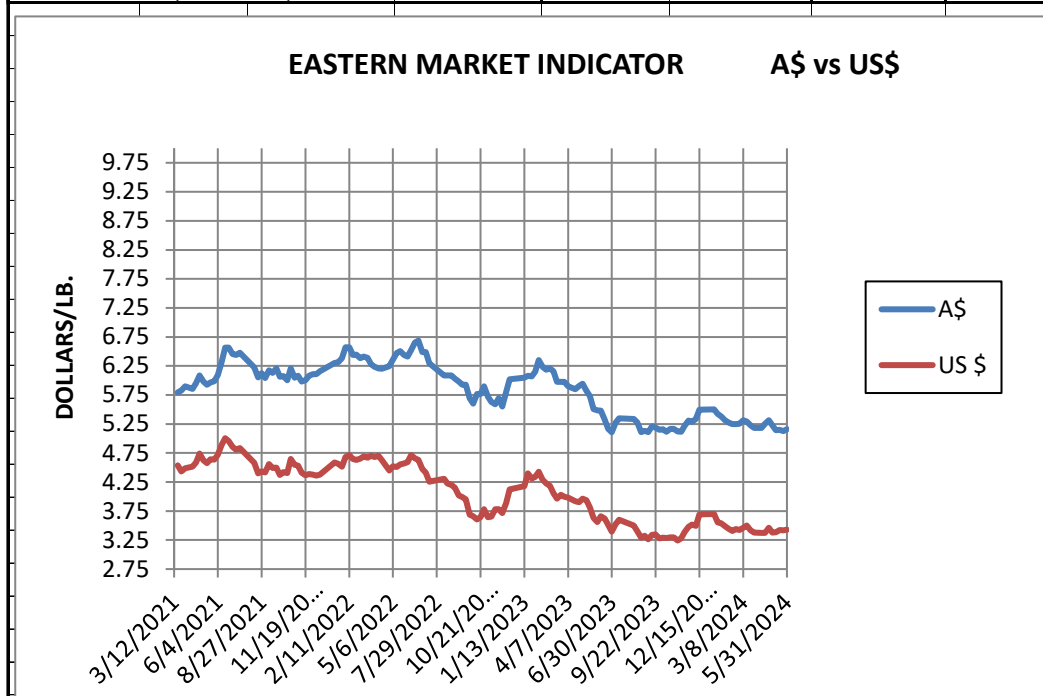


WEEK ENDING
MAY 31, 2024

ASI Conversion Table -- AWEX Prices to USD Per Pound							
MARKET INDICATOR CHANGE		US \$/LB.		Clean on floor			
CATEGORY		5/31/2024		5/24/2024		Change	
		A\$	US\$	A\$	US\$	A\$	US\$
EASTERN MI		\$ 5.16	\$ 3.43	\$ 5.13	\$ 3.42	0.03	0.01
Micron							
	17	\$ 7.72	\$ 5.14	\$ 7.64	\$ 5.09	0.09	0.05
	18	\$ 6.84	\$ 4.55	\$ 6.78	\$ 4.52	0.05	0.02
	19	\$ 6.34	\$ 4.22	\$ 6.31	\$ 4.21	0.03	0.01
	20	\$ 6.08	\$ 4.04	\$ 6.04	\$ 4.03	0.04	0.02
	21	\$ 5.86	\$ 3.90	\$ 5.87	\$ 3.91	-0.01	-0.02
	22	\$ 5.78	\$ 3.85	\$ 5.79	\$ 3.86	0.00	-0.01
	23	\$ 5.68	\$ 3.78	\$ 5.61	\$ 3.74	0.07	0.04
	24	\$ 4.86	\$ 3.23	\$ 4.84	\$ 3.23	0.02	0.00
	25	\$ 3.33	\$ 2.22	\$ 3.25	\$ 2.17	0.09	0.05
	26	\$ 2.45	\$ 1.63	\$ 2.35	\$ 1.57	0.10	0.06
	28	\$ 1.64	\$ 1.09	\$ 1.61	\$ 1.07	0.03	0.02
	30	\$ 1.51	\$ 1.00	\$ 1.49	\$ 0.99	0.02	0.01
	32	\$ 1.33	\$ 0.88	\$ 1.29	\$ 0.86	0.04	0.02
	MC	\$ 3.27	\$ 2.18	\$ 3.27	\$ 2.18	0.00	0.00
CURRENCY (US \$/A \$)		\$ 0.6651		\$ 0.6667		-0.0016	



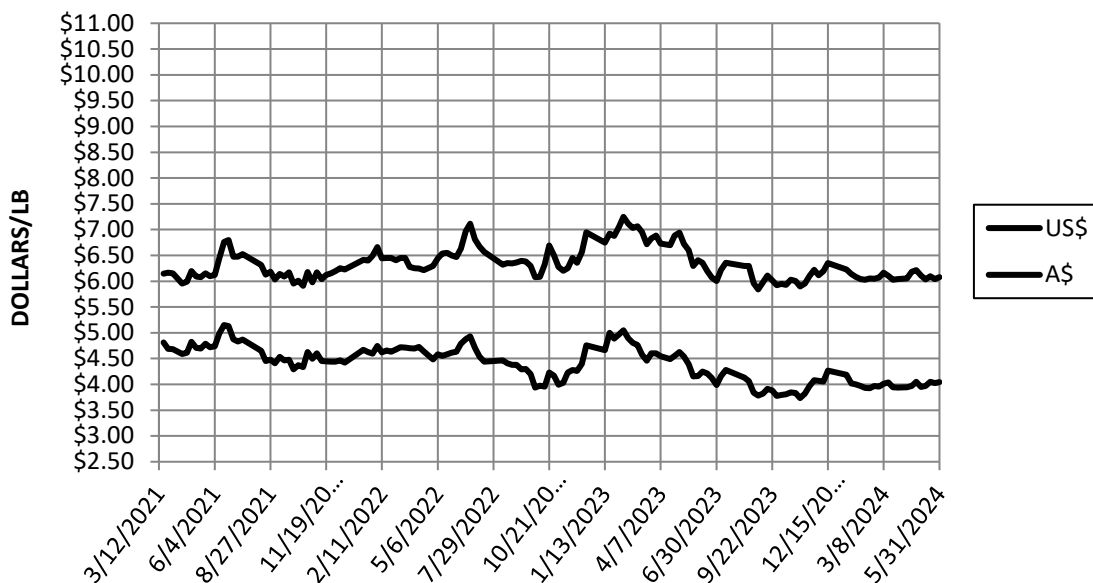
Information source: Wooltrak, Australian Wool Exchange, Weekly Market Review

WEEK ENDING
MAY 31, 2024

MARKET INDICATOR CHANGES US \$/LB. Clean on floor

CATEGORY	5/31/2024		5/24/2024		Change	
	A\$	US\$	A\$	US\$	A\$	US\$
EASTERN MI	\$ 5.16	\$ 3.43	\$ 5.13	\$ 3.42	0.03	0.01
Micron						
17	\$ 7.72	\$ 5.14	\$ 7.64	\$ 5.09	0.09	0.05
18	\$ 6.84	\$ 4.55	\$ 6.78	\$ 4.52	0.05	0.02
19	\$ 6.34	\$ 4.22	\$ 6.31	\$ 4.21	0.03	0.01
20	\$ 6.08	\$ 4.04	\$ 6.04	\$ 4.03	0.04	0.02
21	\$ 5.86	\$ 3.90	\$ 5.87	\$ 3.91	-0.01	-0.02
22	\$ 5.78	\$ 3.85	\$ 5.79	\$ 3.86	0.00	-0.01
23	\$ 5.68	\$ 3.78	\$ 5.61	\$ 3.74	0.07	0.04
24	\$ 4.86	\$ 3.23	\$ 4.84	\$ 3.23	0.02	0.00
25	\$ 3.33	\$ 2.22	\$ 3.25	\$ 2.17	0.09	0.05
26	\$ 2.45	\$ 1.63	\$ 2.35	\$ 1.57	0.10	0.06
28	\$ 1.64	\$ 1.09	\$ 1.61	\$ 1.07	0.03	0.02
30	\$ 1.51	\$ 1.00	\$ 1.49	\$ 0.99	0.02	0.01
32	\$ 1.33	\$ 0.88	\$ 1.29	\$ 0.86	0.04	0.02
MC	\$ 3.27	\$ 2.18	\$ 3.27	\$ 2.18	0.00	0.00
CURRENCY (US \$/A \$)		\$ 0.6651		\$ 0.6667		-0.0016

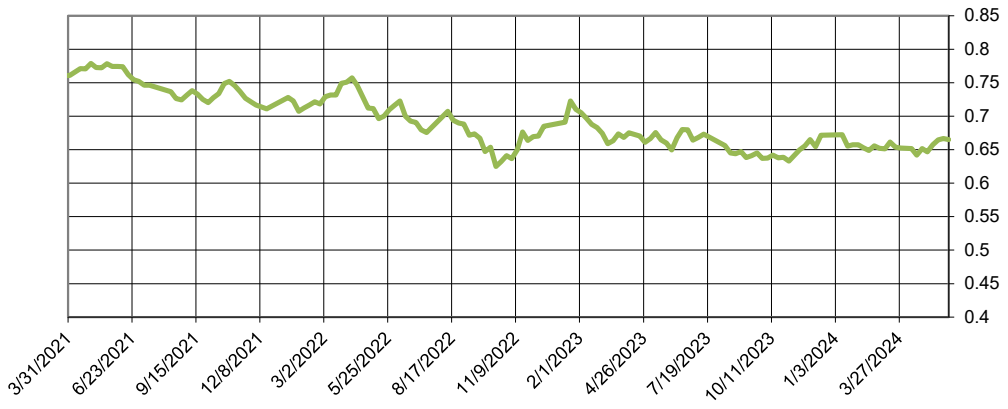
20 MICRON MARKET INDICATOR



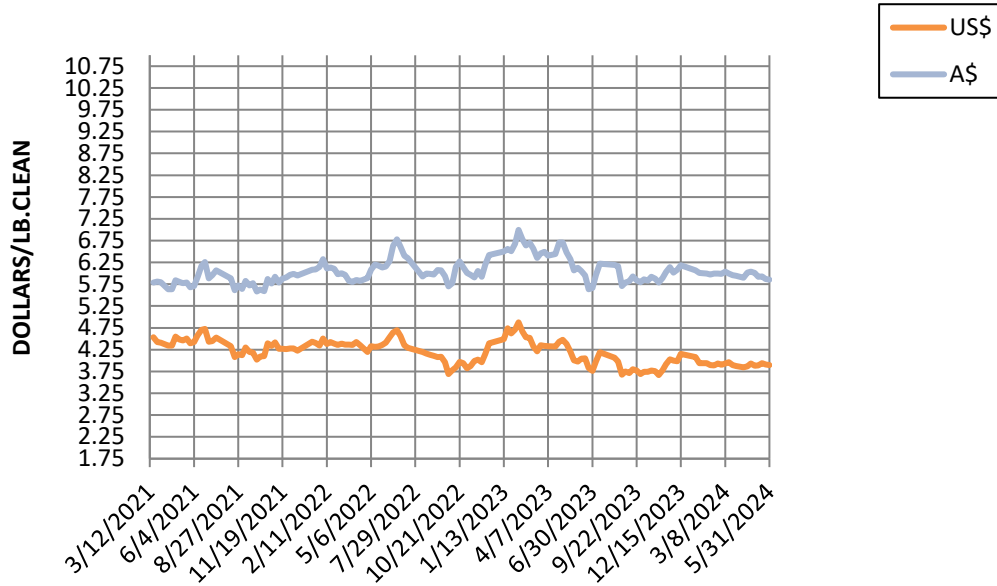
Information source: Wooltrak, Australian Wool Exchange, Weekly Market Review

CURRENCY RATE (US\$:A\$)

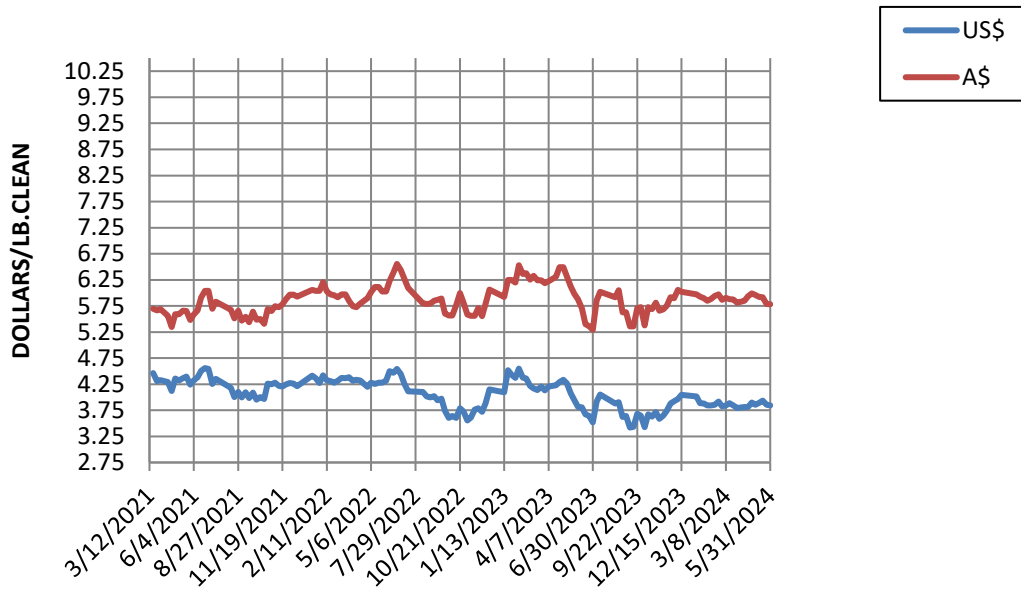
US\$



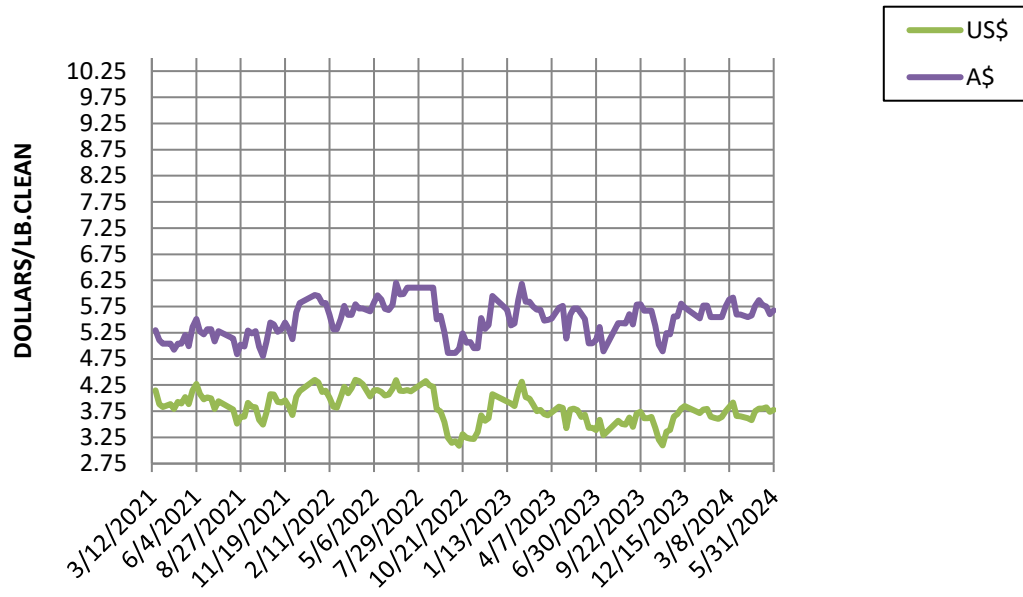
21 MICRON MARKET INDICATOR A\$ vs US\$



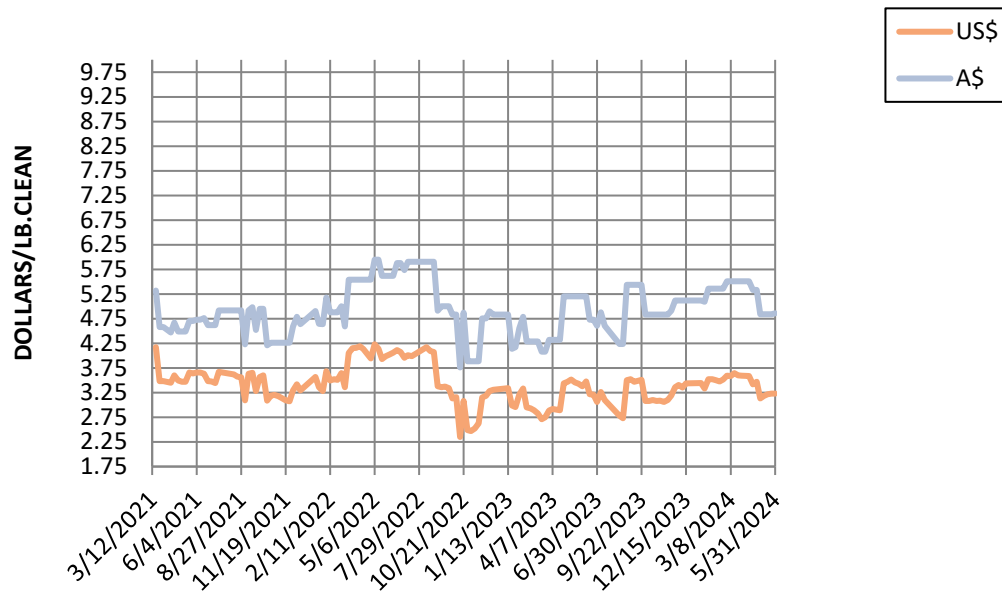
22 MICRON MARKET INDICATOR A\$ vs US\$



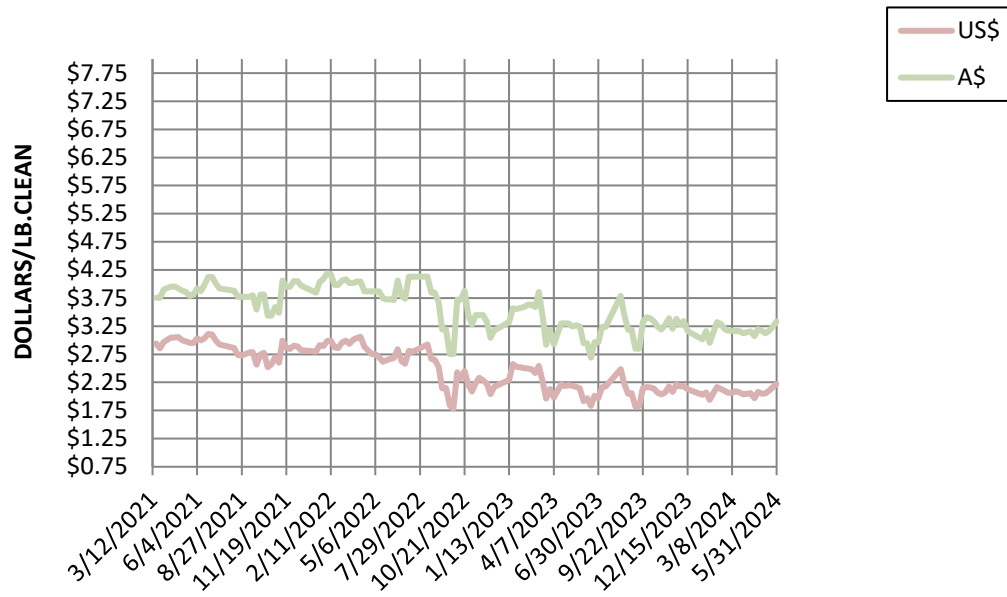
23 MICRON MARKET INDICATOR A\$ vs US\$



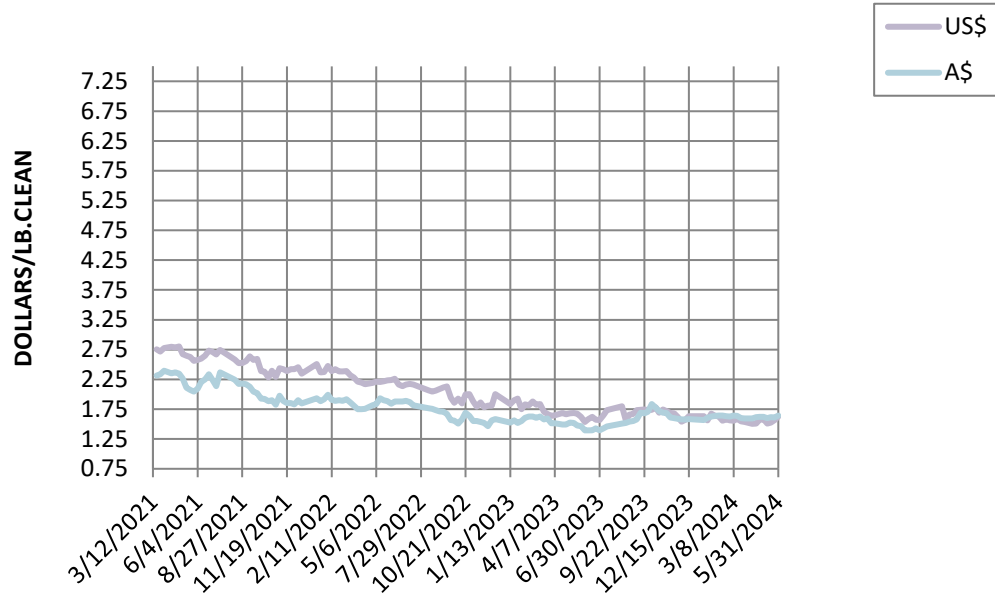
24 MICRON MARKET INDICATOR A\$ vs US\$



25 MICRON MARKET INDICATOR A\$ vs US\$

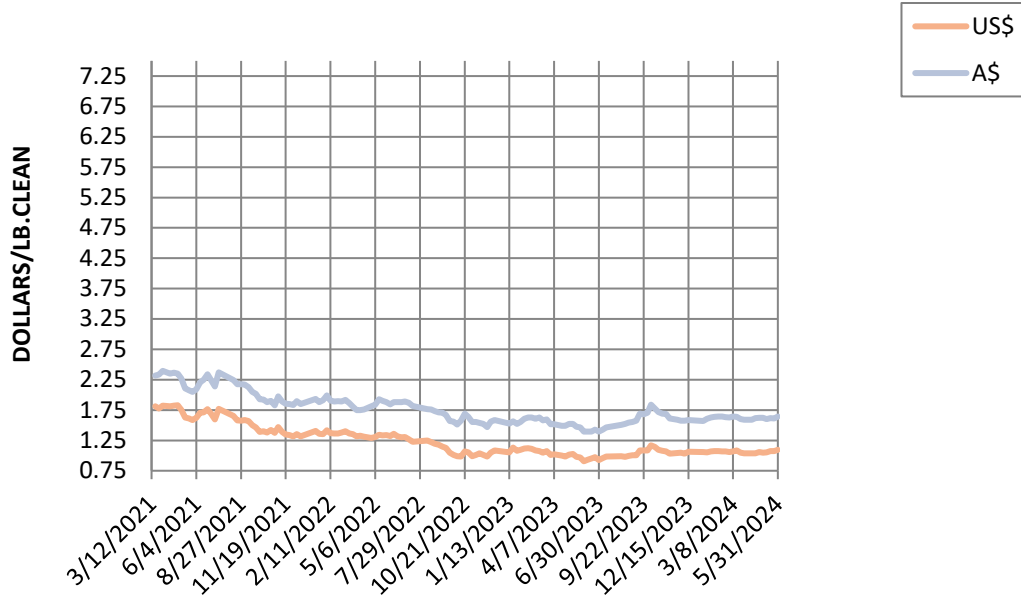


26 MICRON MARKET INDICATOR A\$ vs US\$



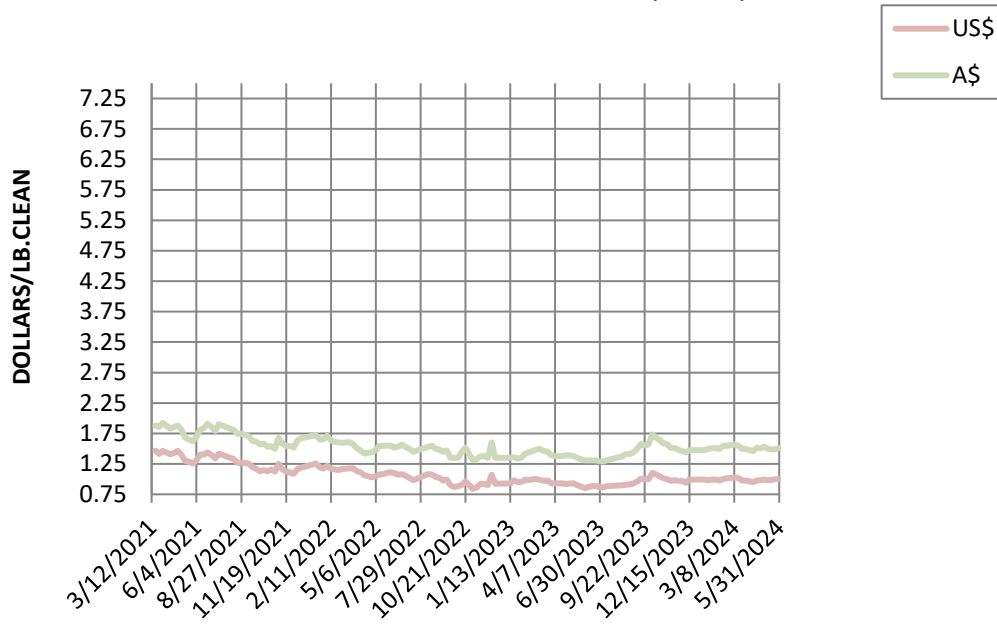
28 MICRON MARKET INDICATOR

A\$ vs US\$



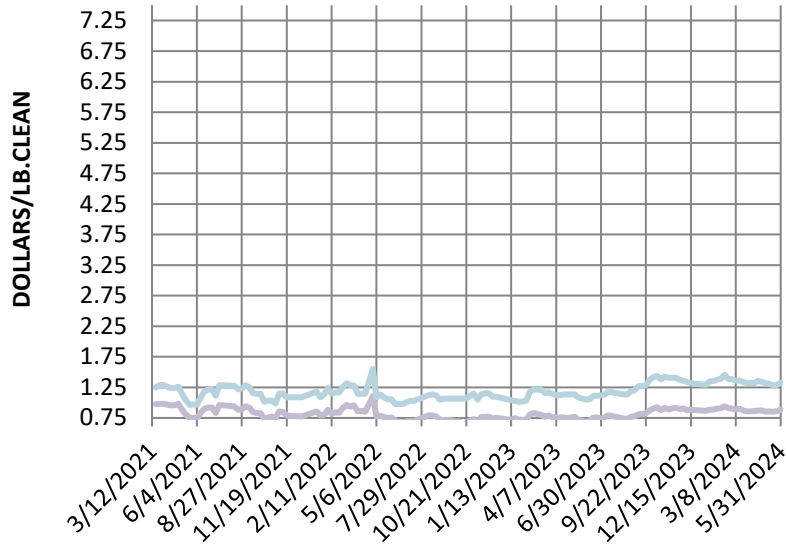
30 MICRON MARKET INDICATOR

A\$ vs US\$



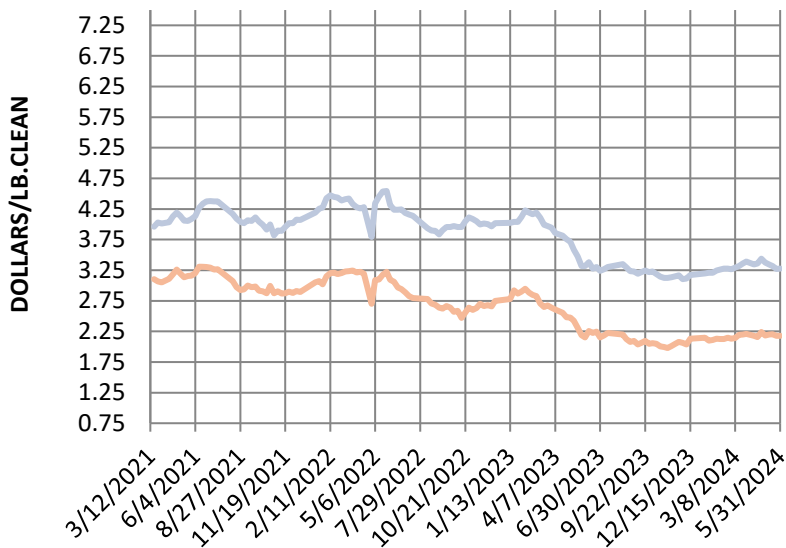
32 MICRON MARKET INDICATOR

A\$ vs US\$

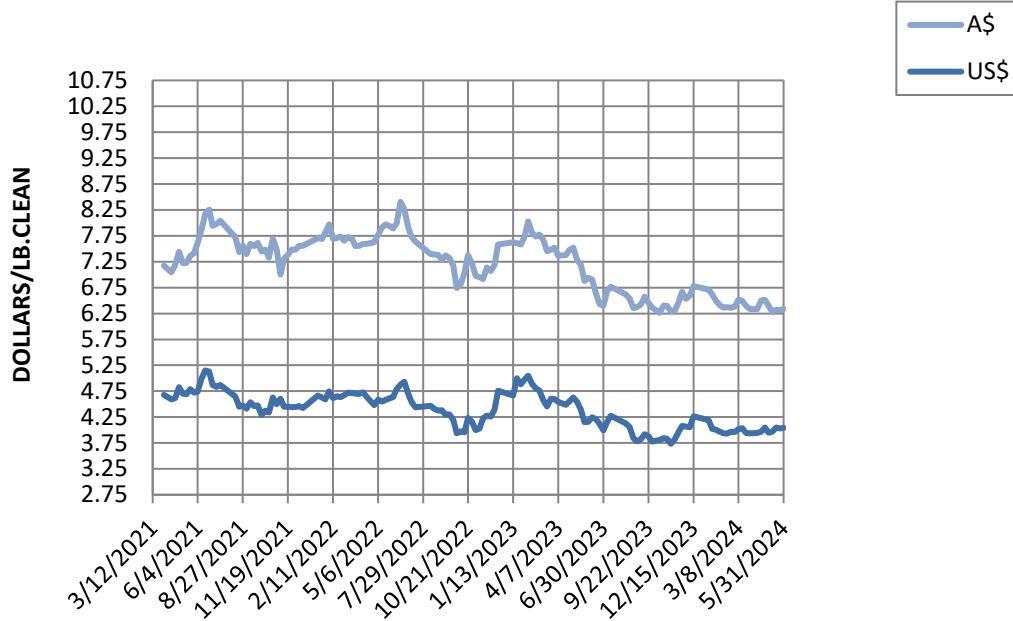


MC MICRON MARKET INDICATOR

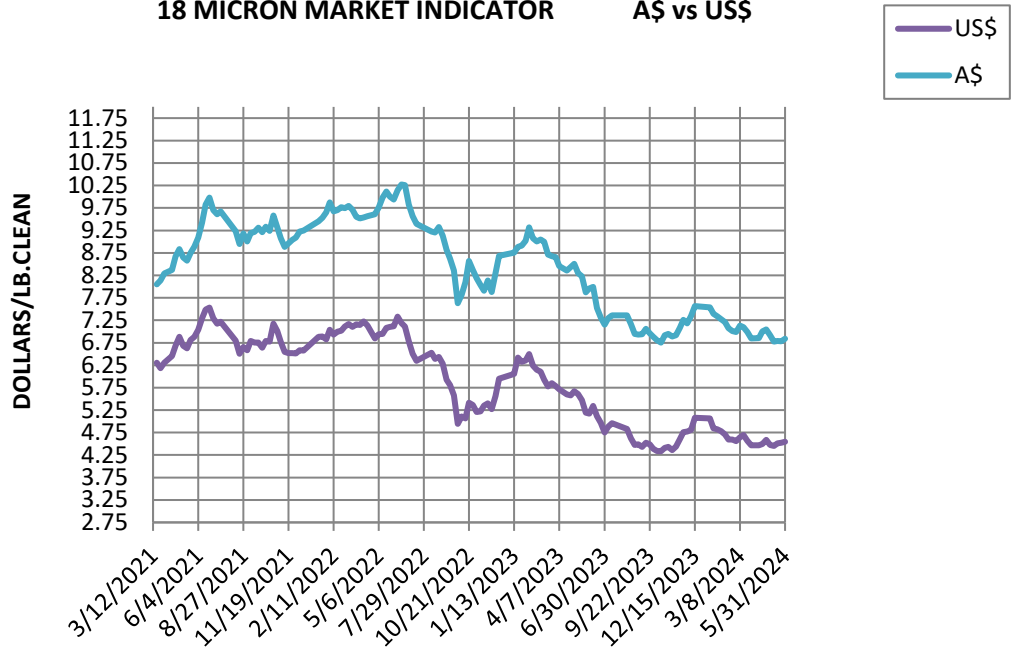
A\$ vs US\$



19 MICRON MARKET INDICATOR A\$ vs US\$



18 MICRON MARKET INDICATOR A\$ vs US\$



17 MICRON MARKET INDICATOR

A\$ vs US\$

