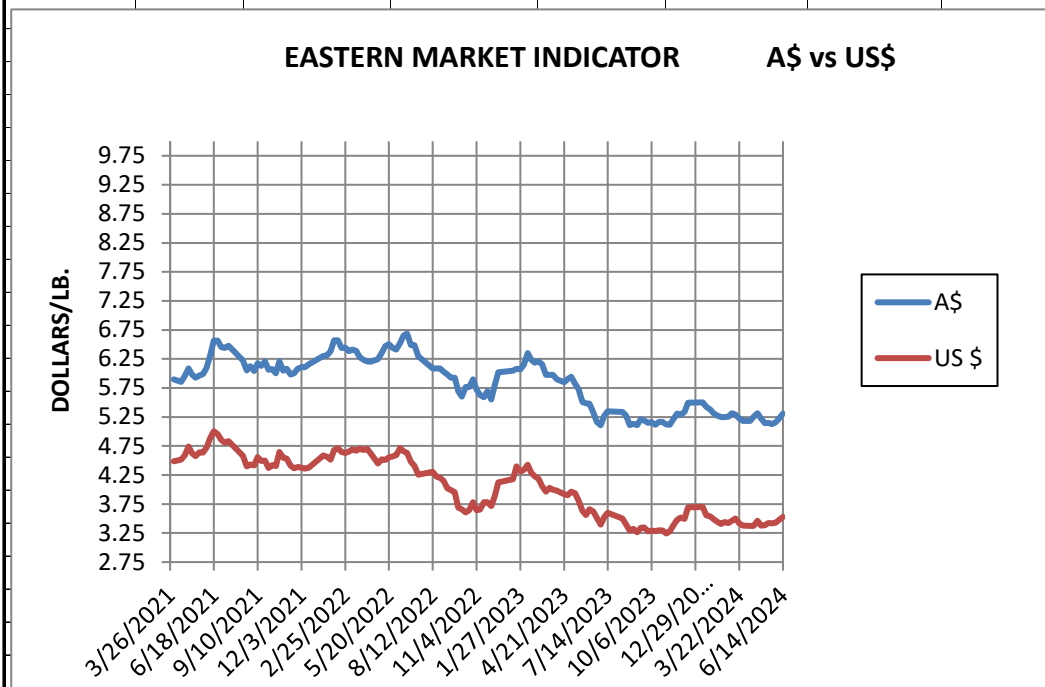


WEEK ENDING

JUNE 14, 2024

<b>ASI Conversion Table -- AWEX Prices to USD Per Pound</b>							
<b>MARKET INDICATOR CHANGE</b>		<b>US \$/LB.</b>		<b>Clean on floor</b>			
<b>CATEGORY</b>		<b>6/14/2024</b>		<b>6/7/2024</b>		<b>Change</b>	
		<b>A\$</b>	<b>US\$</b>	<b>A\$</b>	<b>US\$</b>	<b>A\$</b>	<b>US\$</b>
EASTERN MI		\$ 5.31	\$ 3.53	\$ 5.23	\$ 3.48	0.08	0.05
Micron							
	17	\$ 7.89	\$ 5.24	\$ 7.81	\$ 5.20	0.08	0.04
	18	\$ 7.04	\$ 4.68	\$ 6.98	\$ 4.65	0.07	0.04
	19	\$ 6.53	\$ 4.34	\$ 6.44	\$ 4.29	0.09	0.05
	20	\$ 6.20	\$ 4.12	\$ 6.13	\$ 4.08	0.07	0.04
	21	\$ 6.07	\$ 4.03	\$ 5.95	\$ 3.96	0.12	0.07
	22	\$ 6.12	\$ 4.07	\$ 5.83	\$ 3.88	0.29	0.18
	23	\$ 5.70	\$ 3.79	\$ 5.68	\$ 3.79	0.02	0.00
	24	\$ 4.86	\$ 3.23	\$ 4.86	\$ 3.24	0.00	-0.01
	25	\$ 3.32	\$ 2.20	\$ 3.34	\$ 2.22	-0.02	-0.02
	26	\$ 2.59	\$ 1.72	\$ 2.57	\$ 1.71	0.02	0.01
	28	\$ 1.77	\$ 1.18	\$ 1.69	\$ 1.13	0.07	0.05
	30	\$ 1.56	\$ 1.04	\$ 1.54	\$ 1.03	0.02	0.01
	32	\$ 1.37	\$ 0.91	\$ 1.34	\$ 0.89	0.03	0.02
	MC	\$ 3.32	\$ 2.21	\$ 3.27	\$ 2.18	0.05	0.03
<b>CURRENCY (US \$/A \$)</b>			\$ 0.6647		\$ 0.6660		-0.0013



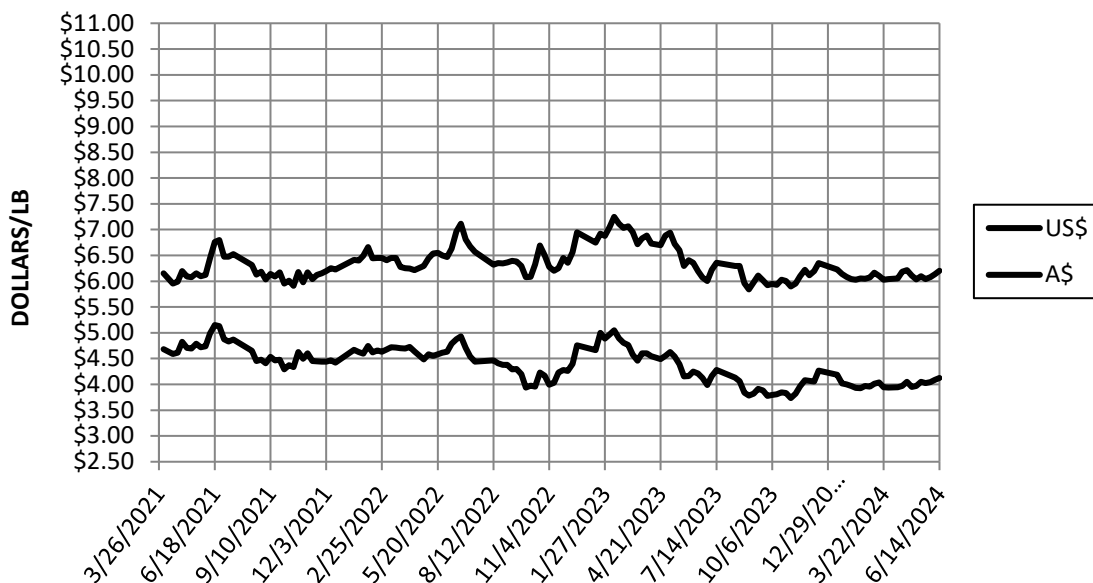
Information source: Wooltrak, Australian Wool Exchange, Weekly Market Review

WEEK ENDING  
JUNE 14, 2024

**MARKET INDICATOR CHANGES** US \$/LB. Clean on floor

CATEGORY	6/14/2024		6/7/2024		Change	
	A\$	US\$	A\$	US\$	A\$	US\$
EASTERN MI	\$ 5.31	\$ 3.53	\$ 5.23	\$ 3.48	0.08	0.05
Micron						
17	\$ 7.89	\$ 5.24	\$ 7.81	\$ 5.20	0.08	0.04
18	\$ 7.04	\$ 4.68	\$ 6.98	\$ 4.65	0.07	0.04
19	\$ 6.53	\$ 4.34	\$ 6.44	\$ 4.29	0.09	0.05
20	\$ 6.20	\$ 4.12	\$ 6.13	\$ 4.08	0.07	0.04
21	\$ 6.07	\$ 4.03	\$ 5.95	\$ 3.96	0.12	0.07
22	\$ 6.12	\$ 4.07	\$ 5.83	\$ 3.88	0.29	0.18
23	\$ 5.70	\$ 3.79	\$ 5.68	\$ 3.79	0.02	0.00
24	\$ 4.86	\$ 3.23	\$ 4.86	\$ 3.24	0.00	-0.01
25	\$ 3.32	\$ 2.20	\$ 3.34	\$ 2.22	-0.02	-0.02
26	\$ 2.59	\$ 1.72	\$ 2.57	\$ 1.71	0.02	0.01
28	\$ 1.77	\$ 1.18	\$ 1.69	\$ 1.13	0.07	0.05
30	\$ 1.56	\$ 1.04	\$ 1.54	\$ 1.03	0.02	0.01
32	\$ 1.37	\$ 0.91	\$ 1.34	\$ 0.89	0.03	0.02
MC	\$ 3.32	\$ 2.21	\$ 3.27	\$ 2.18	0.05	0.03
CURRENCY (US \$/A \$)		\$ 0.6647		\$ 0.6660		-0.0013

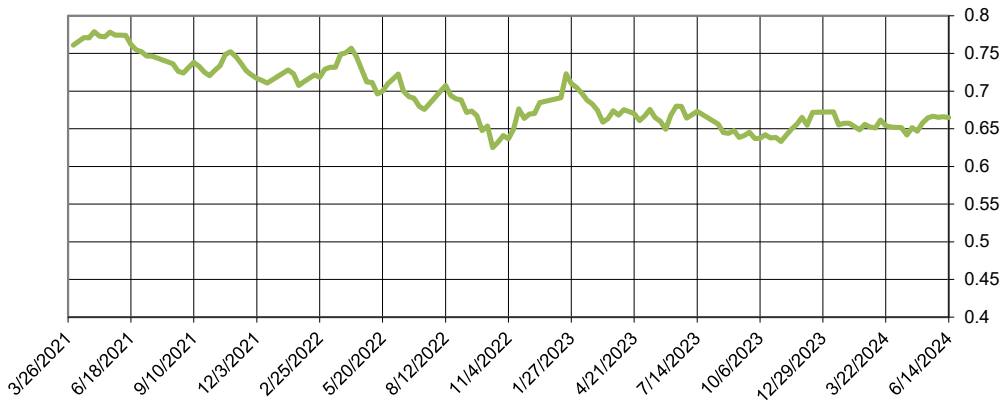
**20 MICRON MARKET INDICATOR**



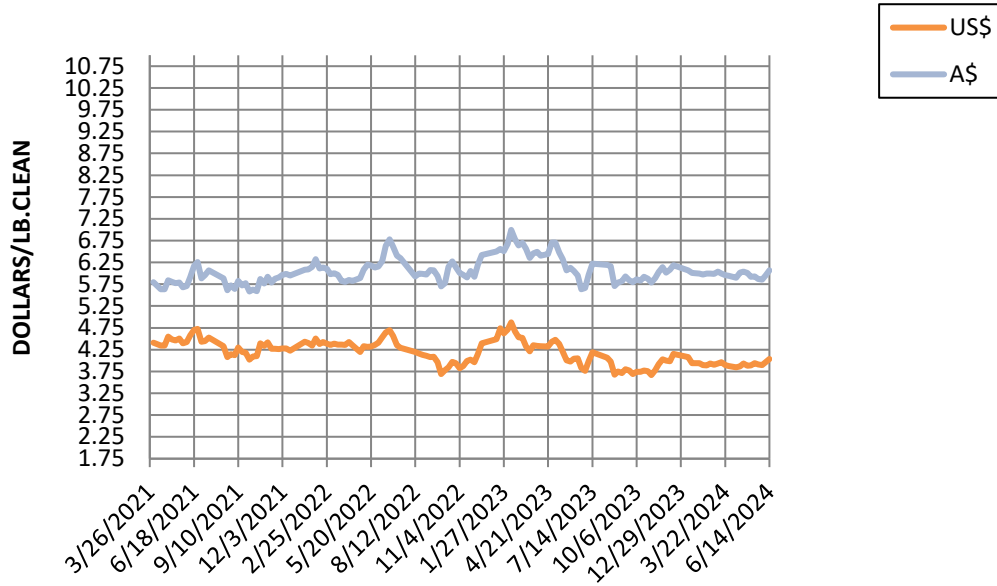
Information source: Wooltrak, Australian Wool Exchange, Weekly Market Review

### CURRENCY RATE (US\$:A\$)

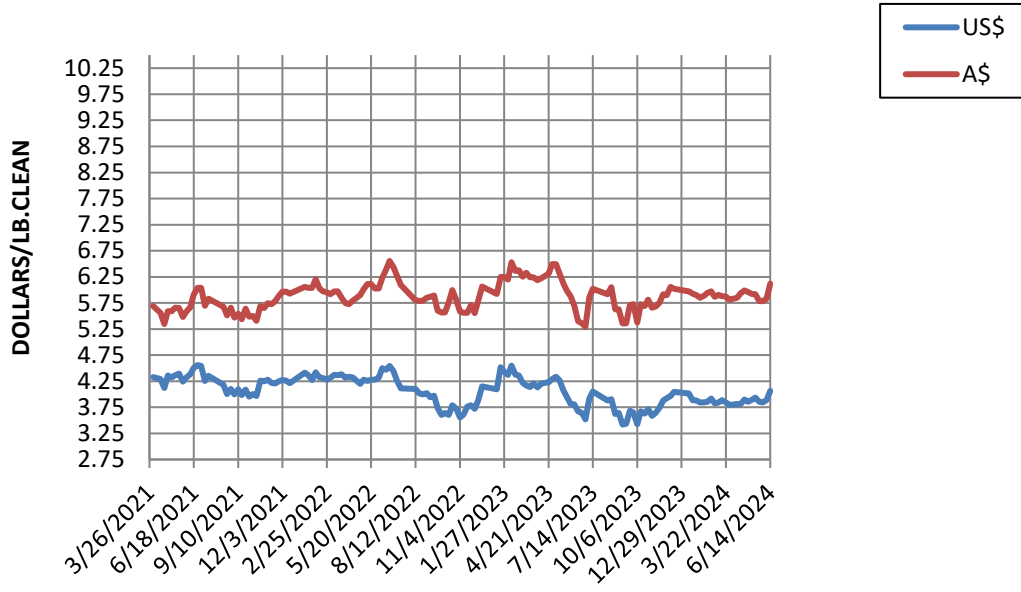
US\$



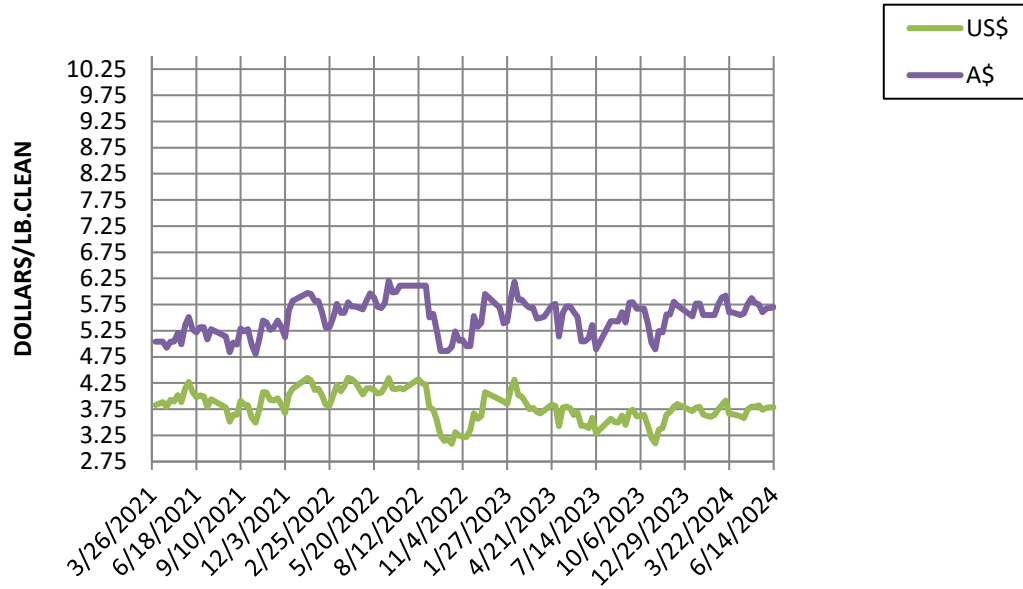
21 MICRON MARKET INDICATOR A\$ vs US\$



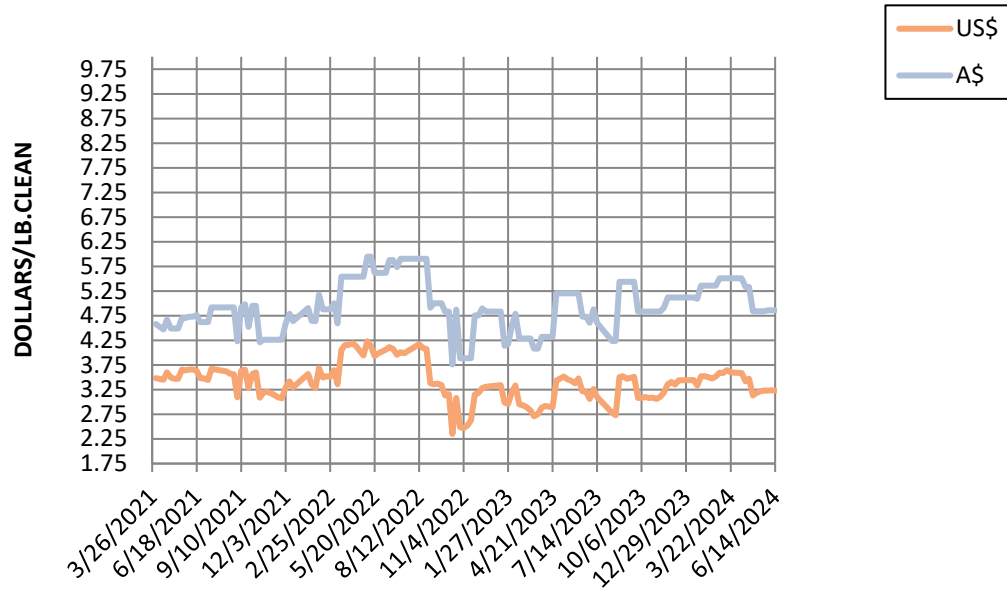
22 MICRON MARKET INDICATOR A\$ vs US\$



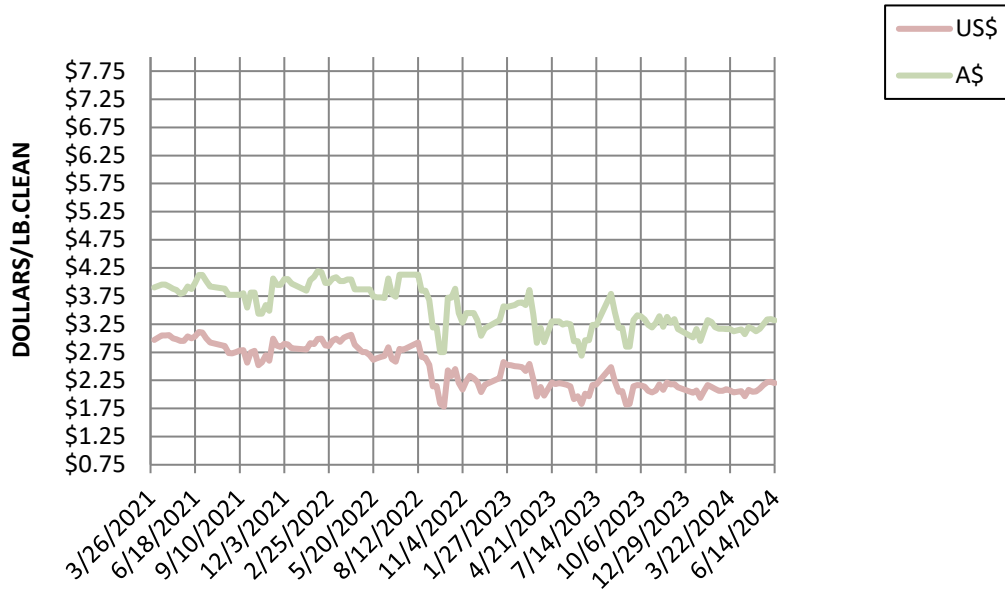
23 MICRON MARKET INDICATOR A\$ vs US\$



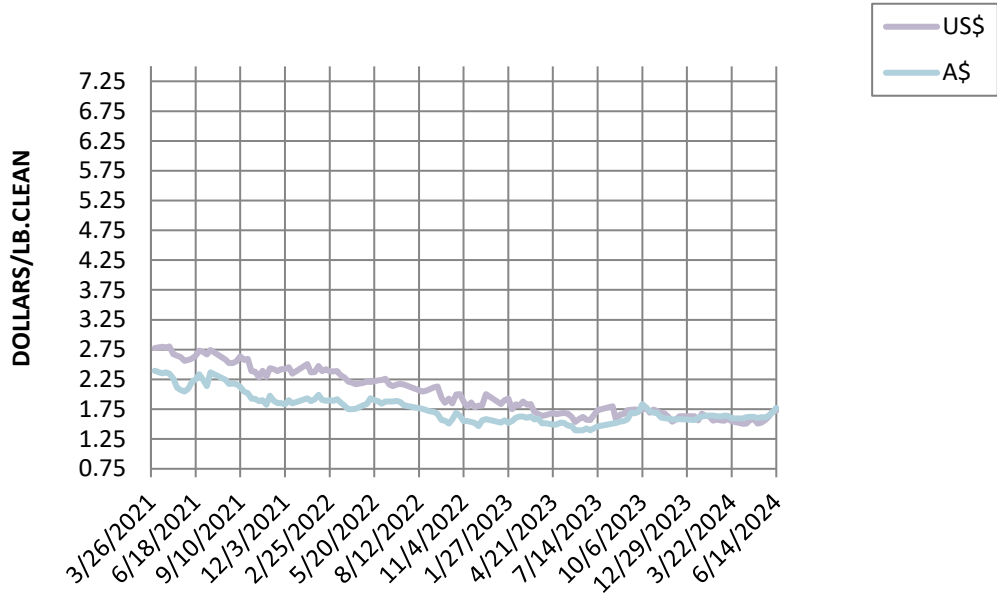
24 MICRON MARKET INDICATOR A\$ vs US\$



**25 MICRON MARKET INDICATOR      A\$ vs US\$**

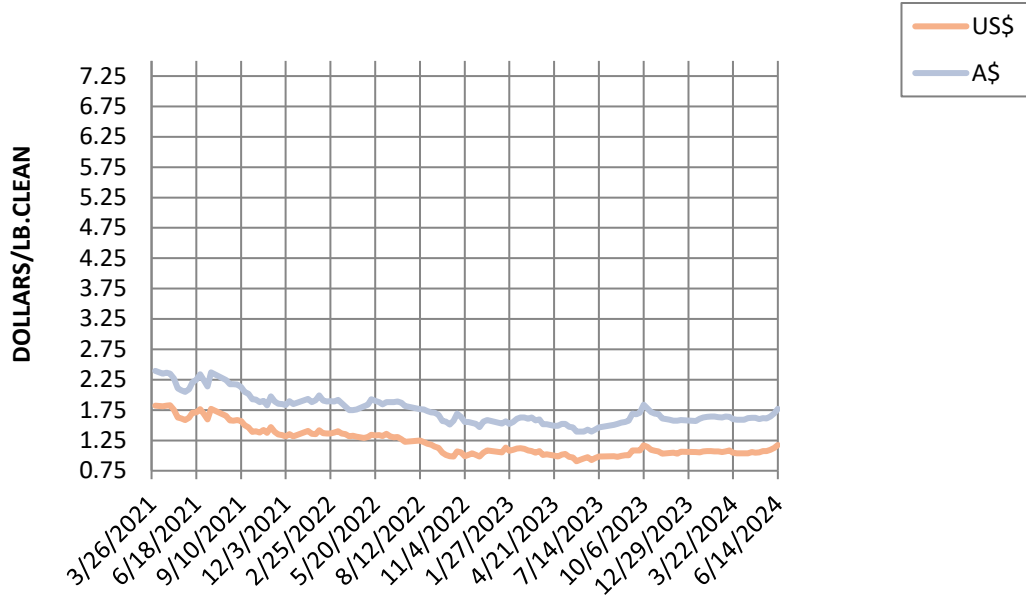


**26 MICRON MARKET INDICATOR      A\$ vs US\$**



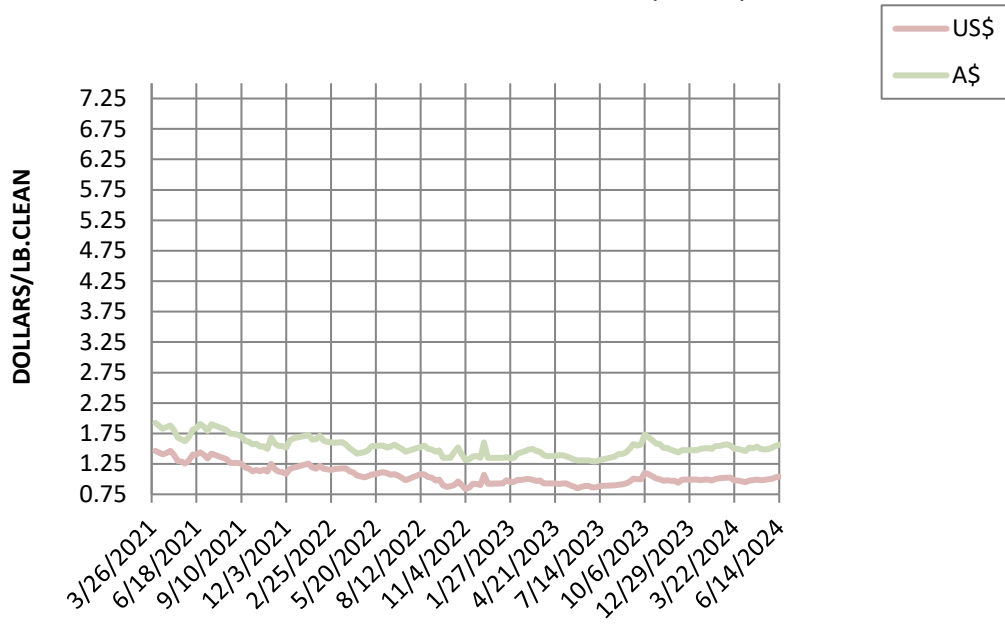
### 28 MICRON MARKET INDICATOR

A\$ vs US\$



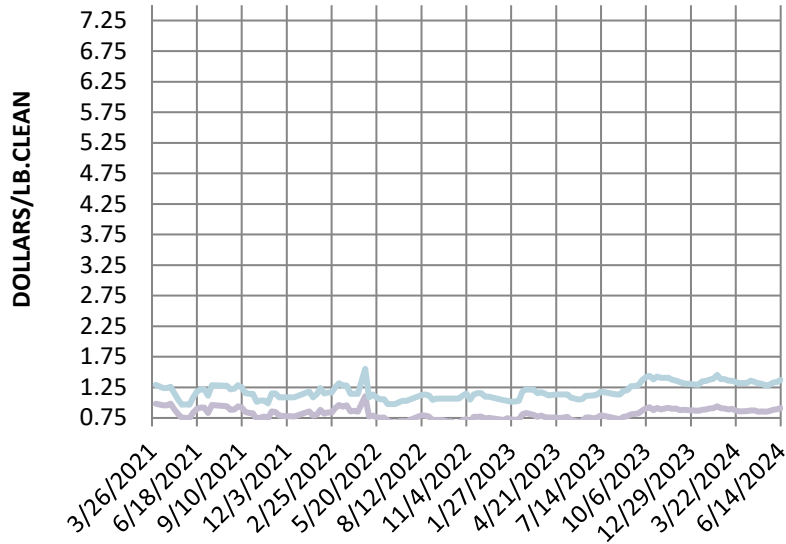
### 30 MICRON MARKET INDICATOR

A\$ vs US\$



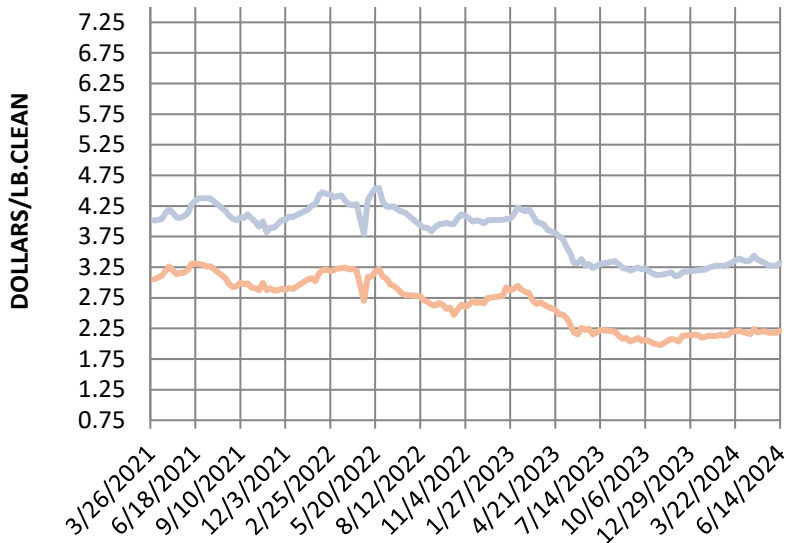
### 32 MICRON MARKET INDICATOR

A\$ vs US\$



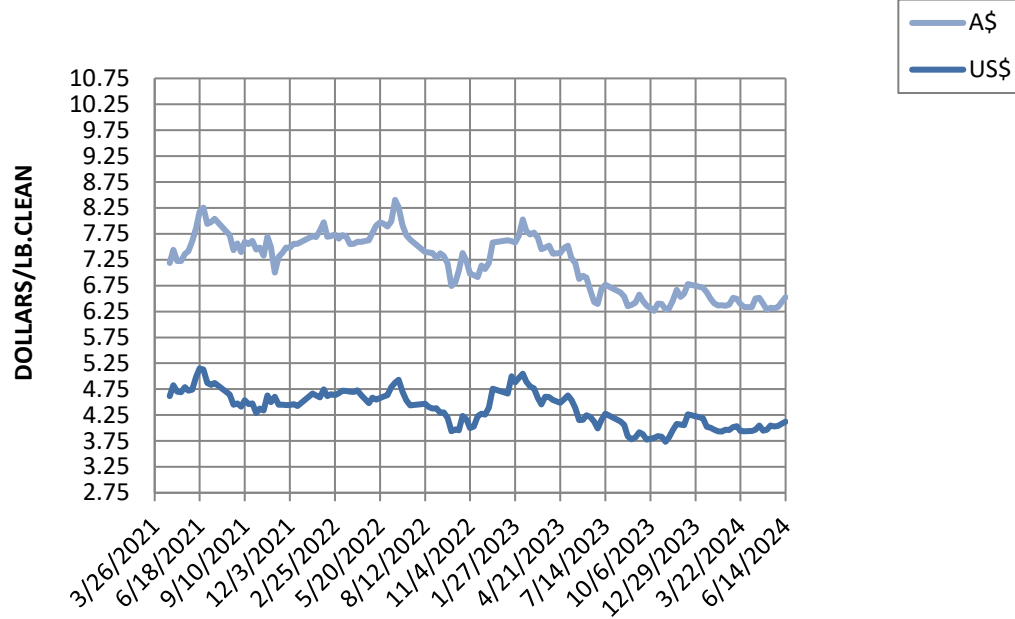
### MC MICRON MARKET INDICATOR

A\$ vs US\$

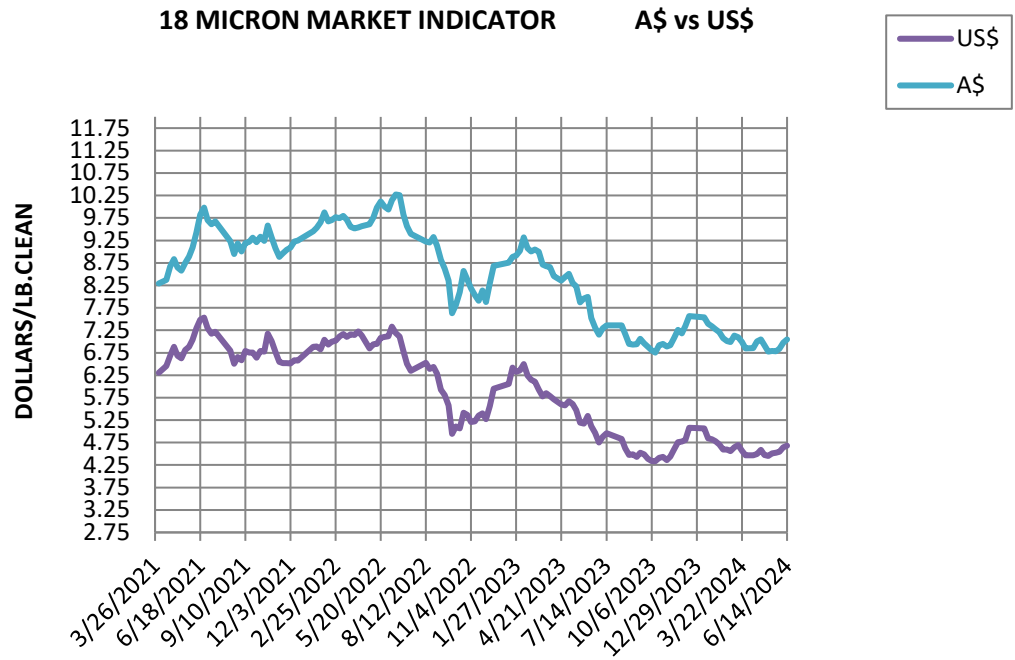




**19 MICRON MARKET INDICATOR      A\$ vs US\$**



**18 MICRON MARKET INDICATOR      A\$ vs US\$**



# 17 MICRON MARKET INDICATOR

# A\$ vs US\$

