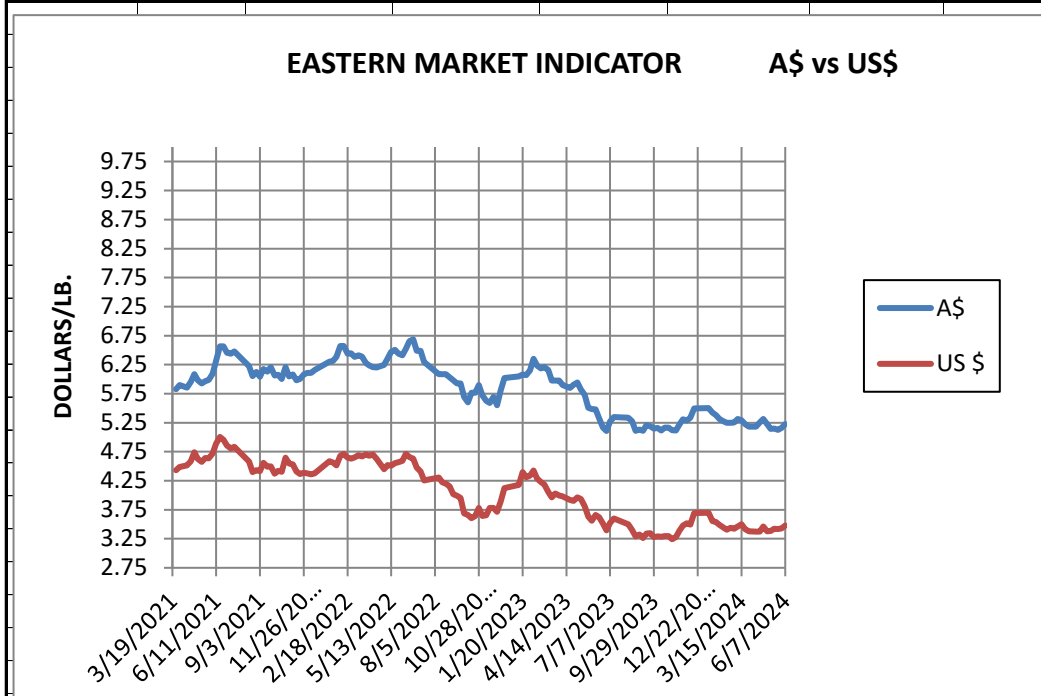


WEEK ENDING

JUNE 7, 2024

<b>ASI Conversion Table -- AWEX Prices to USD Per Pound</b>							
<b>MARKET INDICATOR CHANGE</b>		<b>US \$/LB.</b>		<b>Clean on floor</b>			
<b>CATEGORY</b>		<b>6/7/2024</b>		<b>5/31/2024</b>		<b>Change</b>	
		<b>A\$</b>	<b>US\$</b>	<b>A\$</b>	<b>US\$</b>	<b>A\$</b>	<b>US\$</b>
<b>EASTERN MI</b>		\$ 5.23	\$ 3.48	\$ 5.16	\$ 3.43	0.07	0.05
<b>Micron</b>							
	17	\$ 7.81	\$ 5.20	\$ 7.72	\$ 5.14	0.09	0.06
	18	\$ 6.98	\$ 4.65	\$ 6.84	\$ 4.55	0.14	0.10
	19	\$ 6.44	\$ 4.29	\$ 6.34	\$ 4.22	0.10	0.07
	20	\$ 6.13	\$ 4.08	\$ 6.08	\$ 4.04	0.05	0.04
	21	\$ 5.95	\$ 3.96	\$ 5.86	\$ 3.90	0.09	0.07
	22	\$ 5.83	\$ 3.88	\$ 5.78	\$ 3.85	0.05	0.04
	23	\$ 5.68	\$ 3.79	\$ 5.68	\$ 3.78	0.00	0.01
	24	\$ 4.86	\$ 3.24	\$ 4.86	\$ 3.23	0.00	0.00
	25	\$ 3.34	\$ 2.22	\$ 3.33	\$ 2.22	0.00	0.01
	26	\$ 2.57	\$ 1.71	\$ 2.45	\$ 1.63	0.12	0.08
	28	\$ 1.69	\$ 1.13	\$ 1.64	\$ 1.09	0.05	0.03
	30	\$ 1.54	\$ 1.03	\$ 1.51	\$ 1.00	0.03	0.02
	32	\$ 1.34	\$ 0.89	\$ 1.33	\$ 0.88	0.01	0.01
	<b>MC</b>	\$ 3.27	\$ 2.18	\$ 3.27	\$ 2.18	0.00	0.00
<b>CURRENCY (US \$/A \$)</b>			\$ 0.6660		\$ 0.6651		0.0009



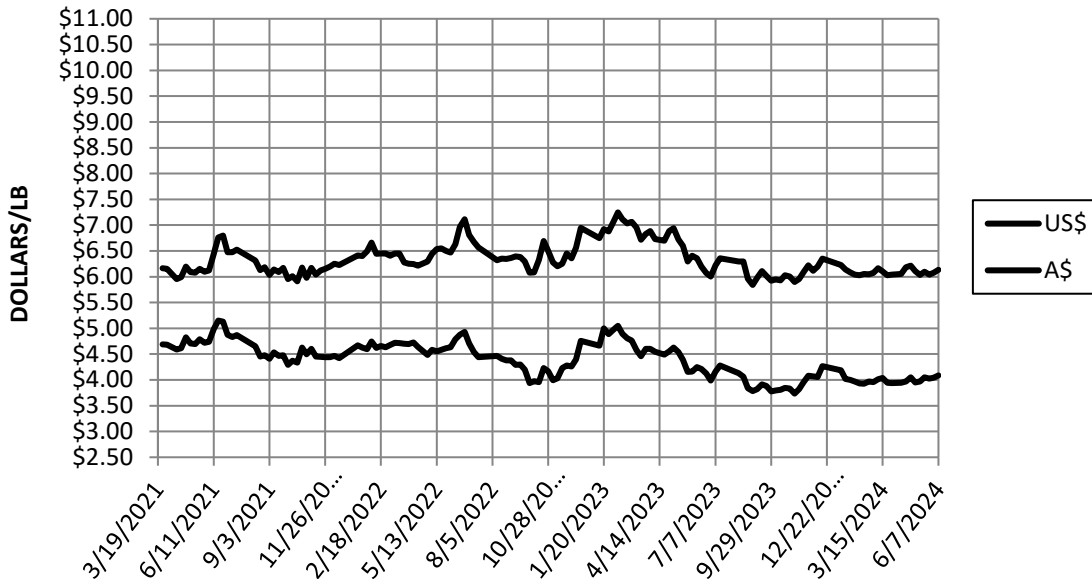
Information source: Wooltrak, Australian Wool Exchange, Weekly Market Review

WEEK ENDING  
JUNE 7, 2024

**MARKET INDICATOR CHANGES** US \$/LB. Clean on floor

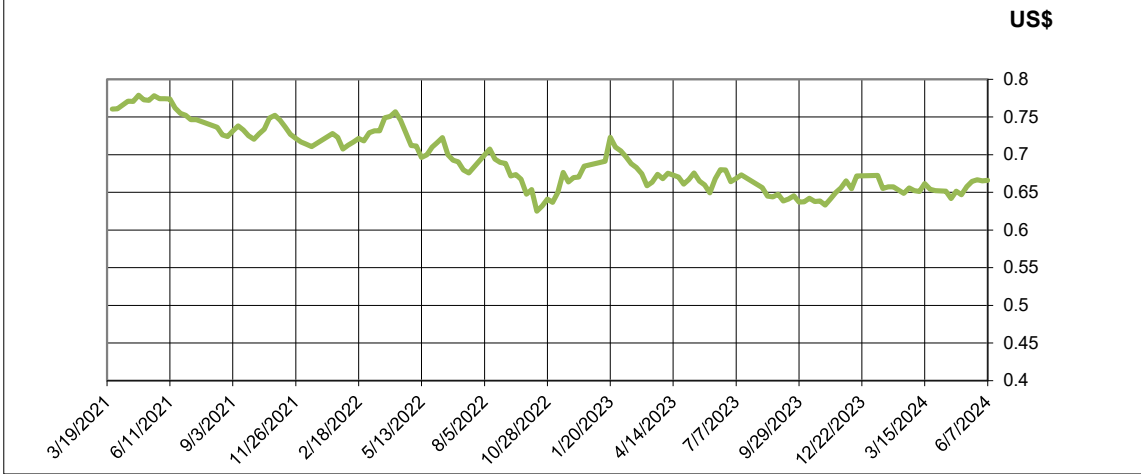
CATEGORY	6/7/2024		5/31/2024		Change	
	A\$	US\$	A\$	US\$	A\$	US\$
EASTERN MI	\$ 5.23	\$ 3.48	\$ 5.16	\$ 3.43	0.07	0.05
Micron						
17	\$ 7.81	\$ 5.20	\$ 7.72	\$ 5.14	0.09	0.06
18	\$ 6.98	\$ 4.65	\$ 6.84	\$ 4.55	0.14	0.10
19	\$ 6.44	\$ 4.29	\$ 6.34	\$ 4.22	0.10	0.07
20	\$ 6.13	\$ 4.08	\$ 6.08	\$ 4.04	0.05	0.04
21	\$ 5.95	\$ 3.96	\$ 5.86	\$ 3.90	0.09	0.07
22	\$ 5.83	\$ 3.88	\$ 5.78	\$ 3.85	0.05	0.04
23	\$ 5.68	\$ 3.79	\$ 5.68	\$ 3.78	0.00	0.01
24	\$ 4.86	\$ 3.24	\$ 4.86	\$ 3.23	0.00	0.00
25	\$ 3.34	\$ 2.22	\$ 3.33	\$ 2.22	0.00	0.01
26	\$ 2.57	\$ 1.71	\$ 2.45	\$ 1.63	0.12	0.08
28	\$ 1.69	\$ 1.13	\$ 1.64	\$ 1.09	0.05	0.03
30	\$ 1.54	\$ 1.03	\$ 1.51	\$ 1.00	0.03	0.02
32	\$ 1.34	\$ 0.89	\$ 1.33	\$ 0.88	0.01	0.01
MC	\$ 3.27	\$ 2.18	\$ 3.27	\$ 2.18	0.00	0.00
CURRENCY (US \$/A \$)		\$ 0.6660		\$ 0.6651		0.0009

**20 MICRON MARKET INDICATOR**

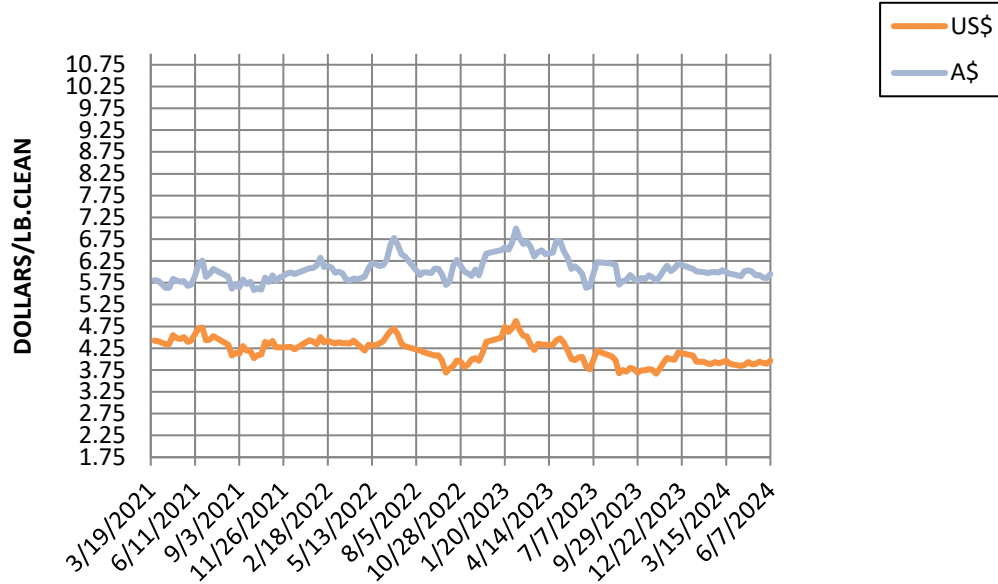


Information source: Wooltrak, Australian Wool Exchange, Weekly Market Review

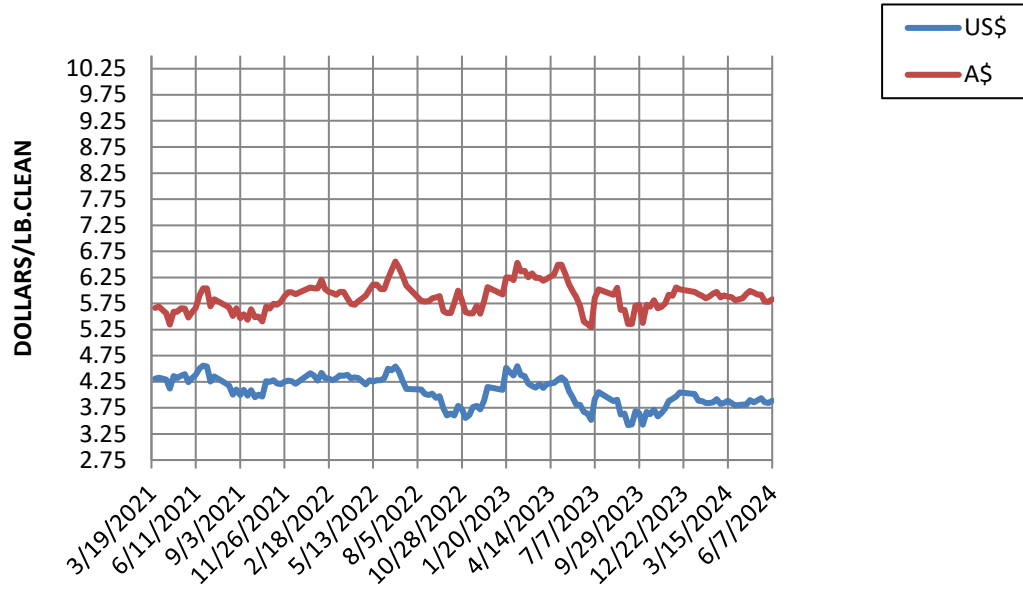
### CURRENCY RATE (US\$:A\$)



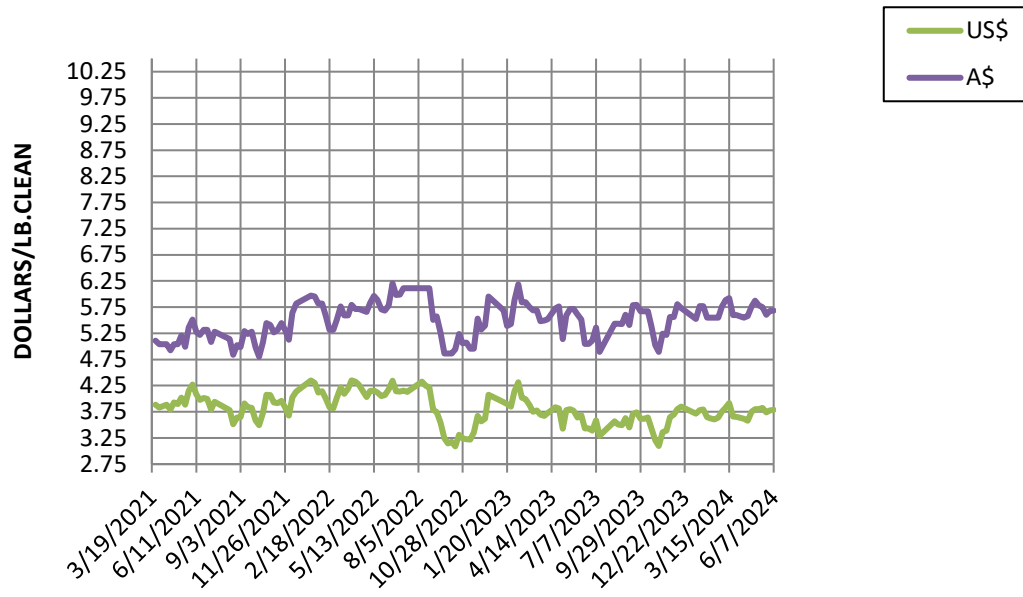
21 MICRON MARKET INDICATOR A\$ vs US\$



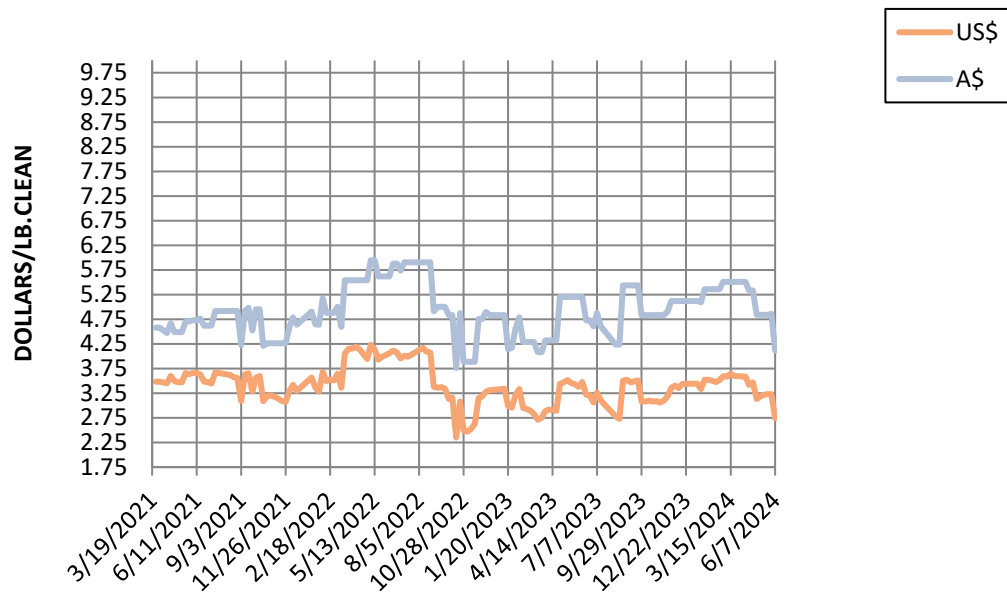
22 MICRON MARKET INDICATOR A\$ vs US\$



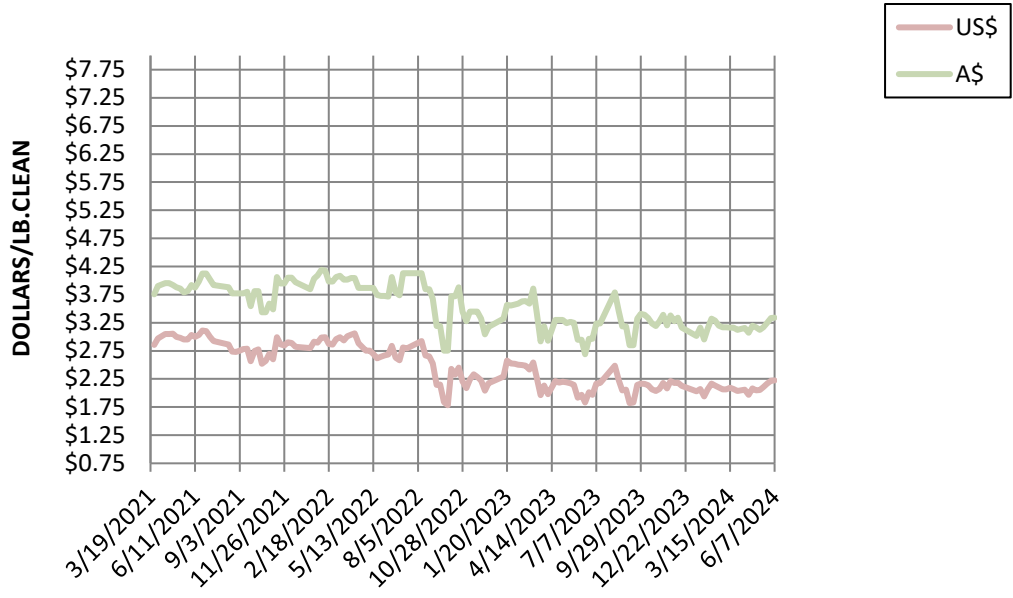
**23 MICRON MARKET INDICATOR A\$ vs US\$**



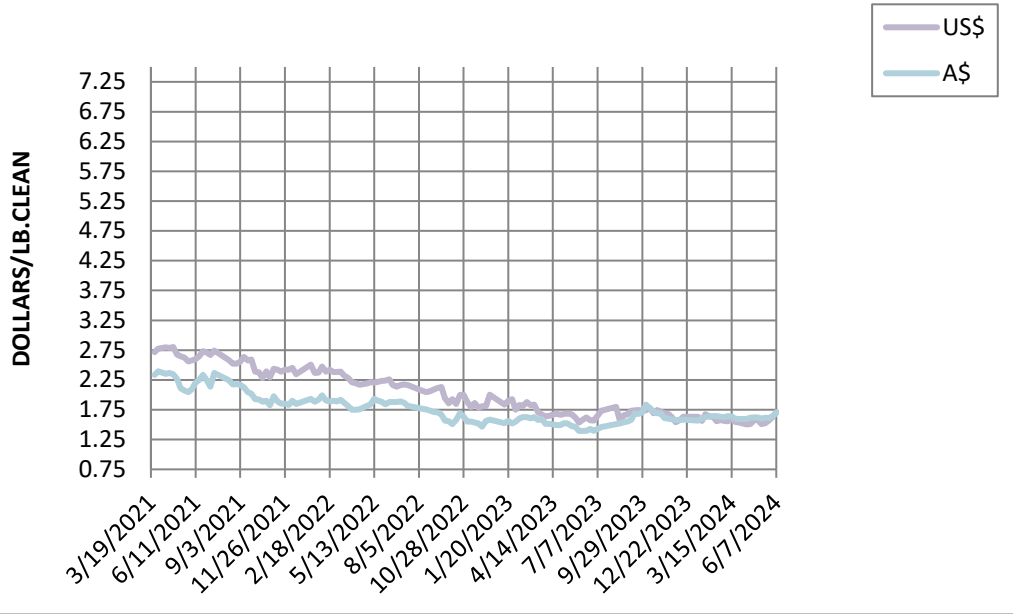
**24 MICRON MARKET INDICATOR A\$ vs US\$**



**25 MICRON MARKET INDICATOR      A\$ vs US\$**

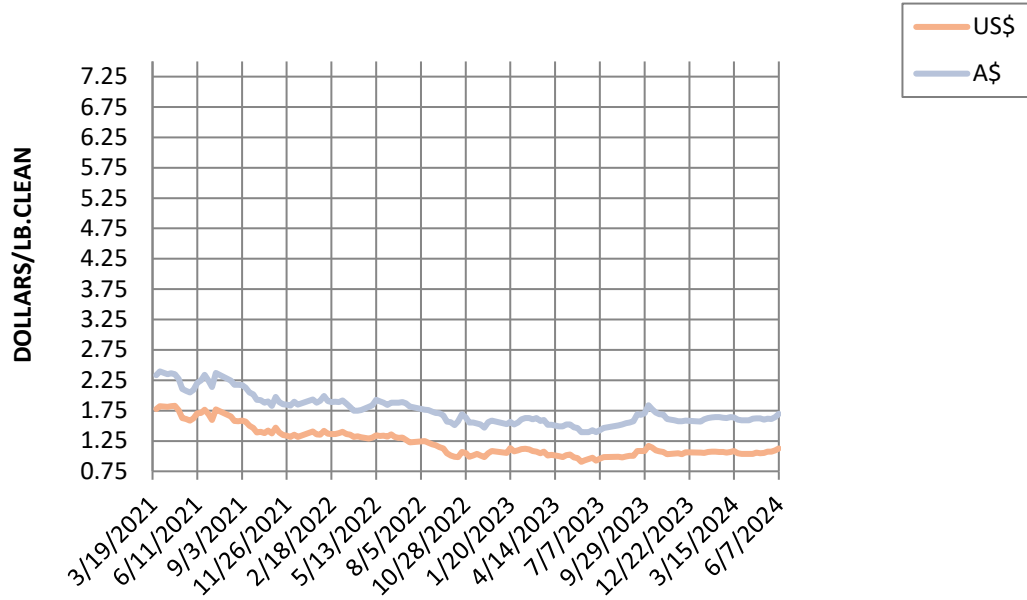


**26 MICRON MARKET INDICATOR      A\$ vs US\$**



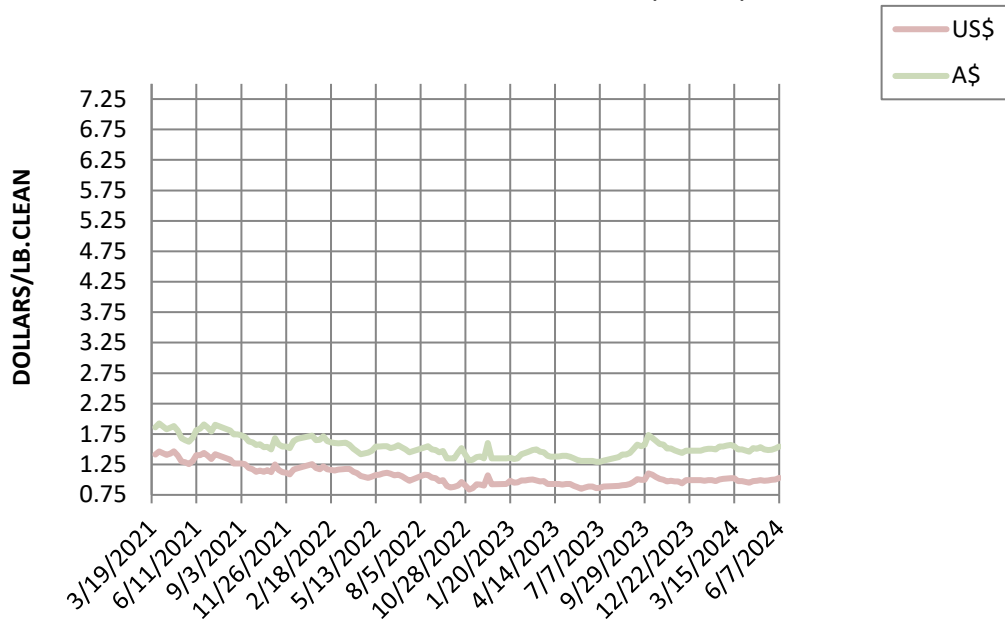
### 28 MICRON MARKET INDICATOR

A\$ vs US\$



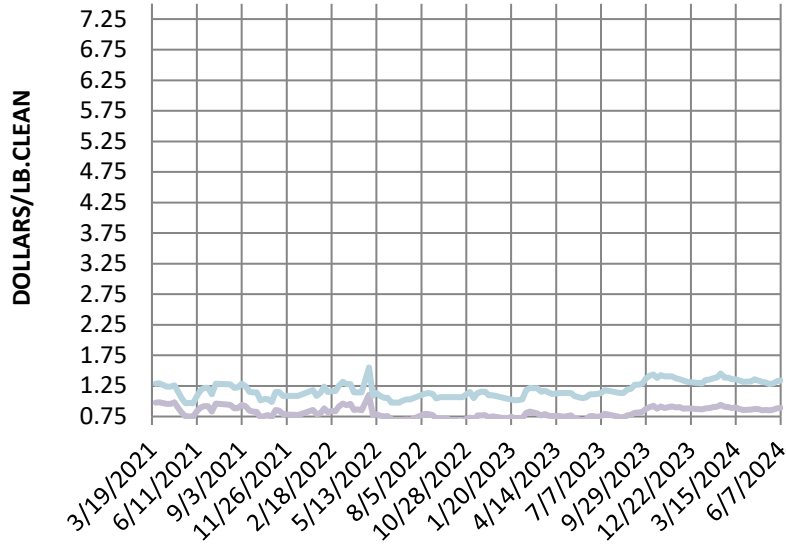
### 30 MICRON MARKET INDICATOR

A\$ vs US\$



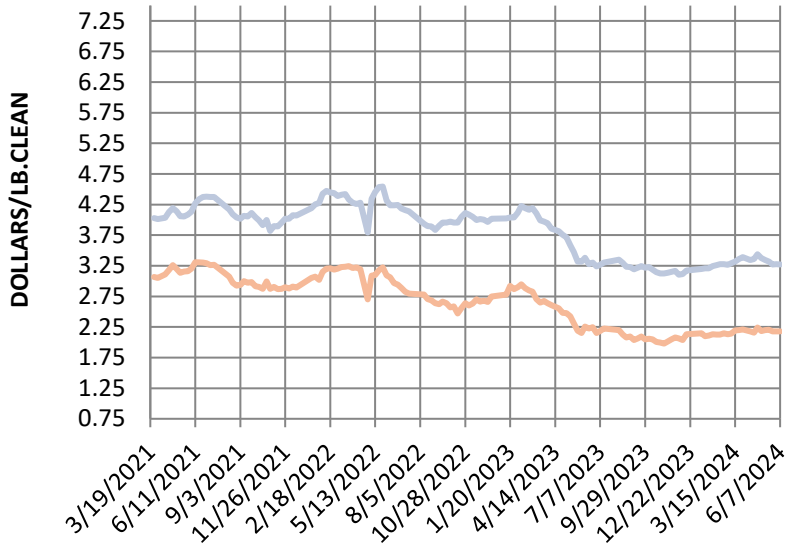
### 32 MICRON MARKET INDICATOR

A\$ vs US\$



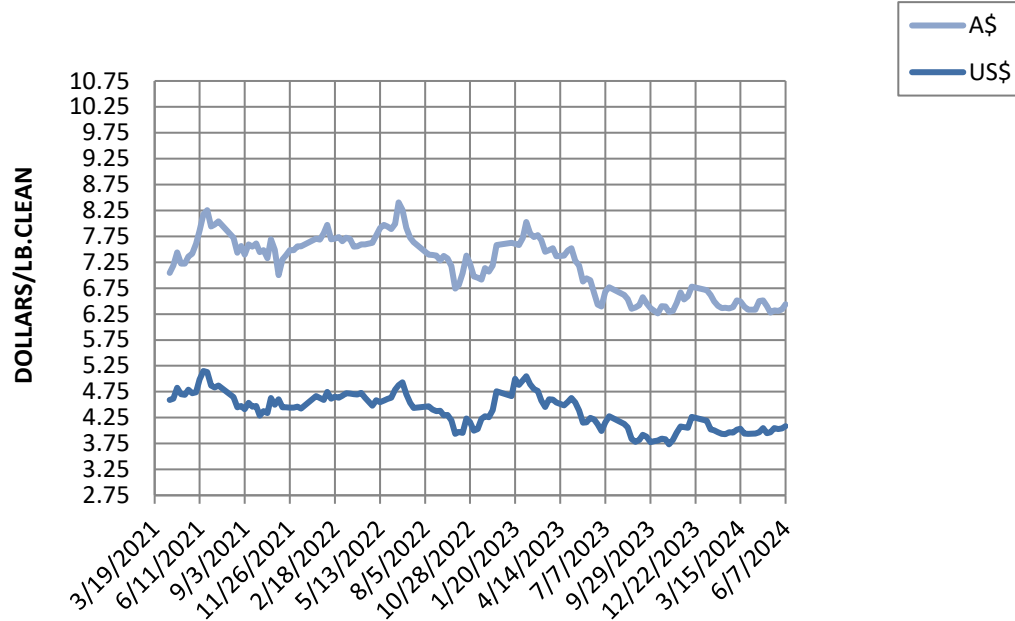
### MC MICRON MARKET INDICATOR

A\$ vs US\$

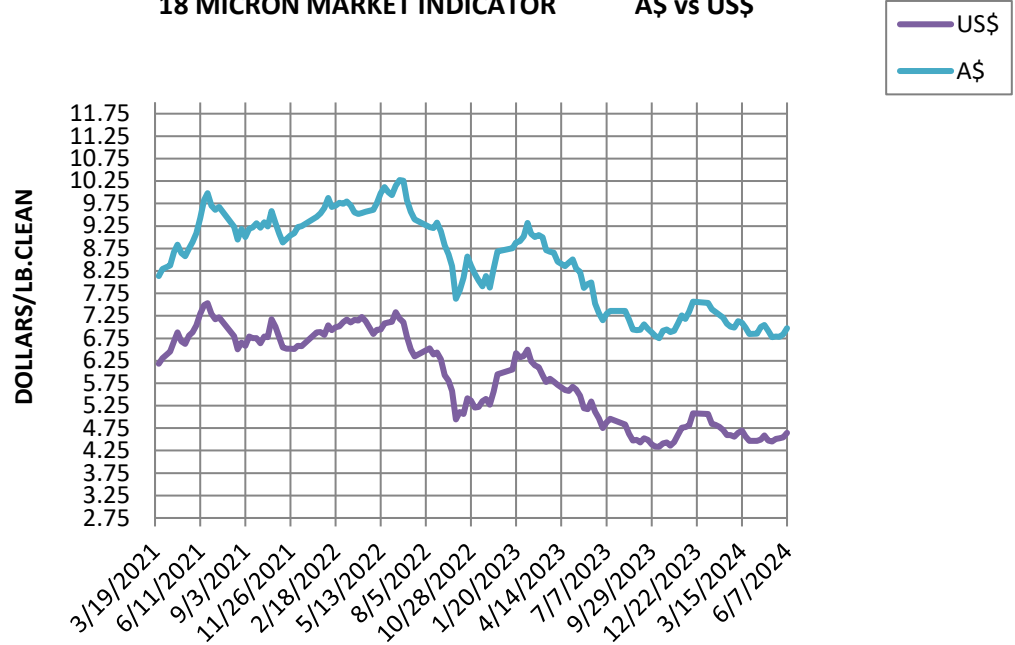




**19 MICRON MARKET INDICATOR A\$ vs US\$**



**18 MICRON MARKET INDICATOR A\$ vs US\$**



17 MICRON MARKET INDICATOR

A\$ vs US\$

