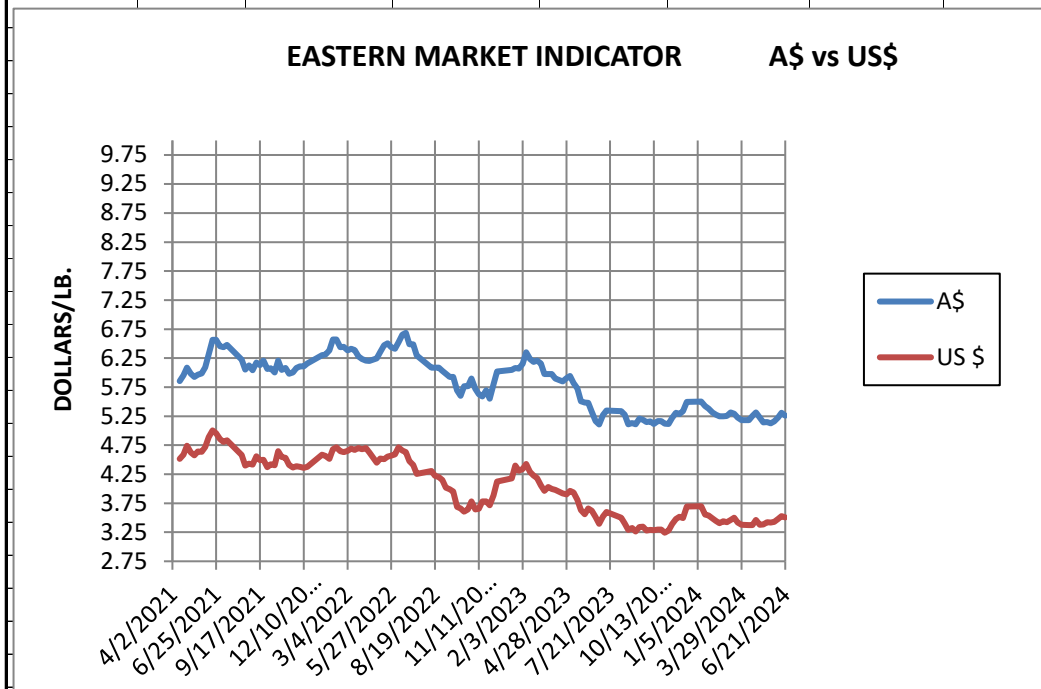


WEEK ENDING
JUNE 21, 2024

ASI Conversion Table -- AWEX Prices to USD Per Pound							
MARKET INDICATOR CHANGE		US \$/LB.		Clean on floor			
CATEGORY		6/21/2024		6/14/2024		Change	
		A\$	US\$	A\$	US\$	A\$	US\$
EASTERN MI		\$ 5.26	\$ 3.50	\$ 5.31	\$ 3.53	-0.05	-0.02
Micron							
17		\$ 7.78	\$ 5.18	\$ 7.89	\$ 5.24	-0.11	-0.06
18		\$ 7.02	\$ 4.68	\$ 7.04	\$ 4.68	-0.02	-0.01
19		\$ 6.44	\$ 4.29	\$ 6.53	\$ 4.34	-0.09	-0.05
20		\$ 6.16	\$ 4.11	\$ 6.20	\$ 4.12	-0.04	-0.02
21		\$ 6.00	\$ 3.99	\$ 6.07	\$ 4.03	-0.07	-0.04
22		\$ 5.83	\$ 3.89	\$ 6.12	\$ 4.07	-0.29	-0.18
23		\$ 5.75	\$ 3.83	\$ 5.70	\$ 3.79	0.05	0.04
24		\$ 4.86	\$ 3.24	\$ 4.86	\$ 3.23	0.00	0.01
25		\$ 3.35	\$ 2.23	\$ 3.32	\$ 2.20	0.03	0.03
26		\$ 2.58	\$ 1.72	\$ 2.59	\$ 1.72	-0.01	-0.01
28		\$ 1.78	\$ 1.19	\$ 1.77	\$ 1.18	0.01	0.01
30		\$ 1.56	\$ 1.04	\$ 1.56	\$ 1.04	0.00	0.00
32		\$ 1.35	\$ 0.90	\$ 1.37	\$ 0.91	-0.02	-0.01
MC		\$ 3.31	\$ 2.21	\$ 3.32	\$ 2.21	-0.01	0.00
CURRENCY (US \$/A \$)			\$ 0.6661		\$ 0.6647		0.0014



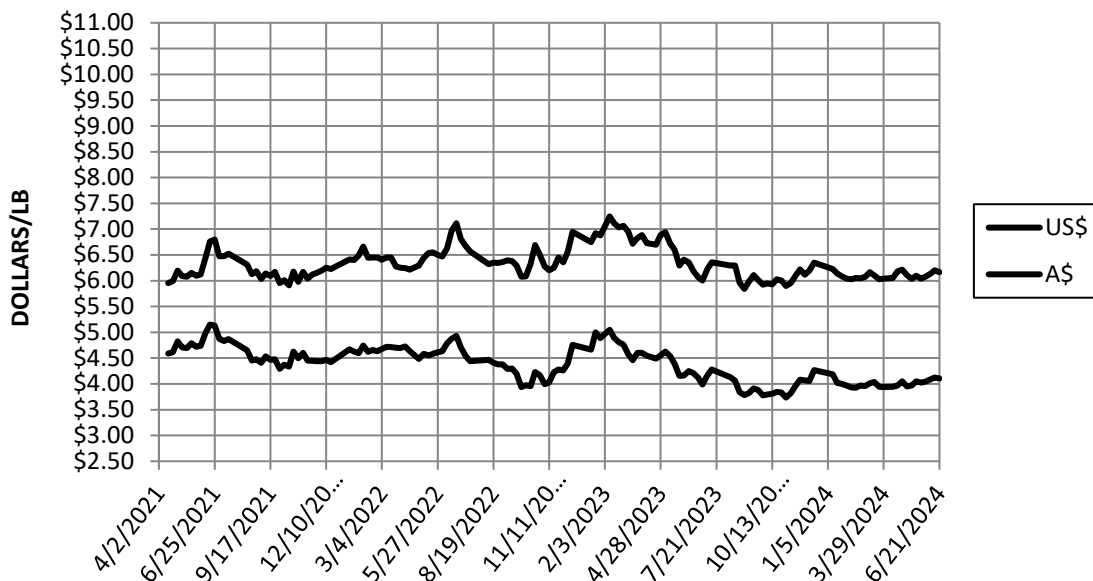
Information source: Wooltrak, Australian Wool Exchange, Weekly Market Review

WEEK ENDING
JUNE 21, 2024

MARKET INDICATOR CHANGES US \$/LB. Clean on floor

CATEGORY	6/21/2024		6/14/2024		Change	
	A\$	US\$	A\$	US\$	A\$	US\$
EASTERN MI	\$ 5.26	\$ 3.50	\$ 5.31	\$ 3.53	-0.05	-0.02
Micron						
17	\$ 7.78	\$ 5.18	\$ 7.89	\$ 5.24	-0.11	-0.06
18	\$ 7.02	\$ 4.68	\$ 7.04	\$ 4.68	-0.02	-0.01
19	\$ 6.44	\$ 4.29	\$ 6.53	\$ 4.34	-0.09	-0.05
20	\$ 6.16	\$ 4.11	\$ 6.20	\$ 4.12	-0.04	-0.02
21	\$ 6.00	\$ 3.99	\$ 6.07	\$ 4.03	-0.07	-0.04
22	\$ 5.83	\$ 3.89	\$ 6.12	\$ 4.07	-0.29	-0.18
23	\$ 5.75	\$ 3.83	\$ 5.70	\$ 3.79	0.05	0.04
24	\$ 4.86	\$ 3.24	\$ 4.86	\$ 3.23	0.00	0.01
25	\$ 3.35	\$ 2.23	\$ 3.32	\$ 2.20	0.03	0.03
26	\$ 2.58	\$ 1.72	\$ 2.59	\$ 1.72	-0.01	-0.01
28	\$ 1.78	\$ 1.19	\$ 1.77	\$ 1.18	0.01	0.01
30	\$ 1.56	\$ 1.04	\$ 1.56	\$ 1.04	0.00	0.00
32	\$ 1.35	\$ 0.90	\$ 1.37	\$ 0.91	-0.02	-0.01
MC	\$ 3.31	\$ 2.21	\$ 3.32	\$ 2.21	-0.01	0.00
CURRENCY (US \$/A \$)		\$ 0.6661		\$ 0.6647		0.0014

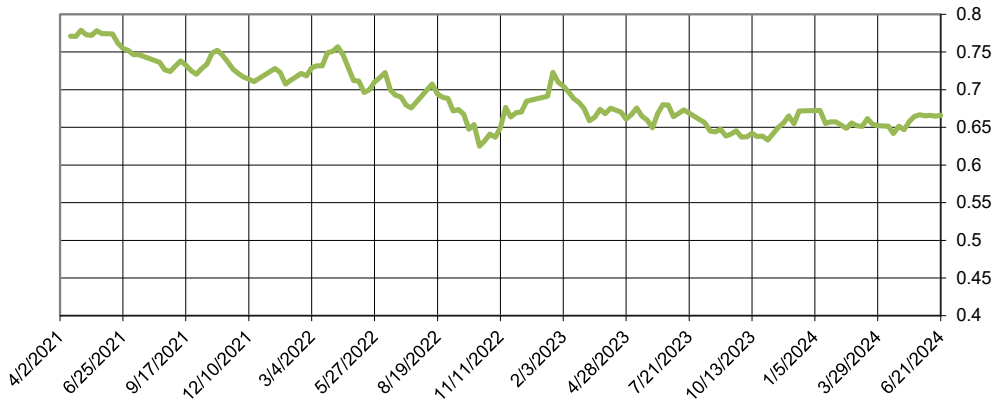
20 MICRON MARKET INDICATOR



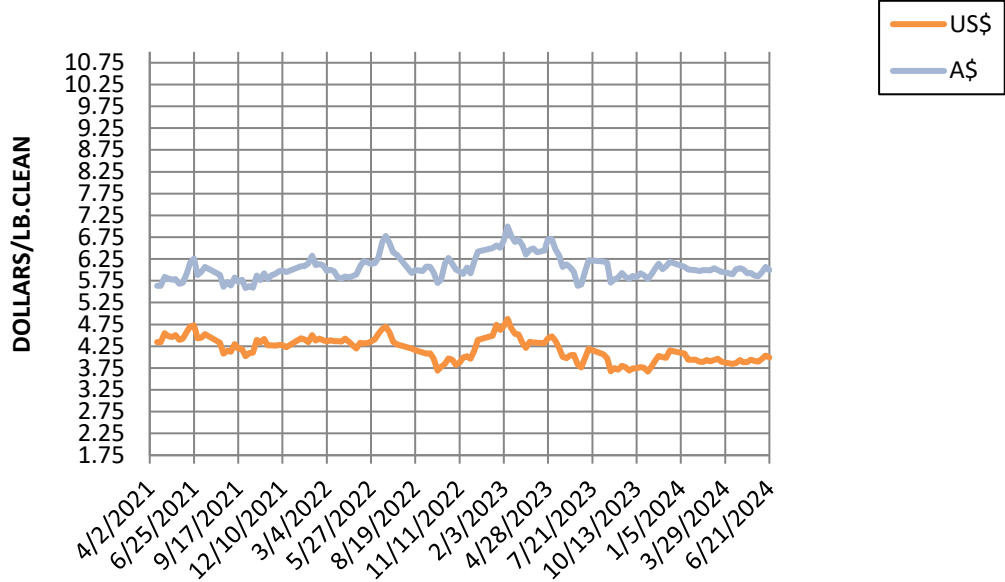
Information source: Wooltrak, Australian Wool Exchange, Weekly Market Review

CURRENCY RATE (US\$:A\$)

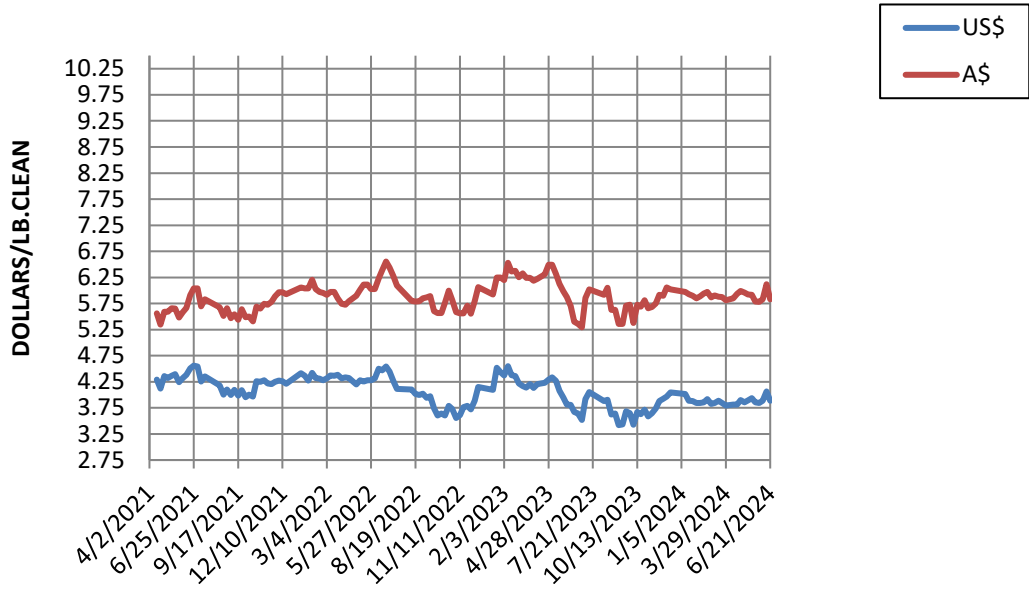
US\$



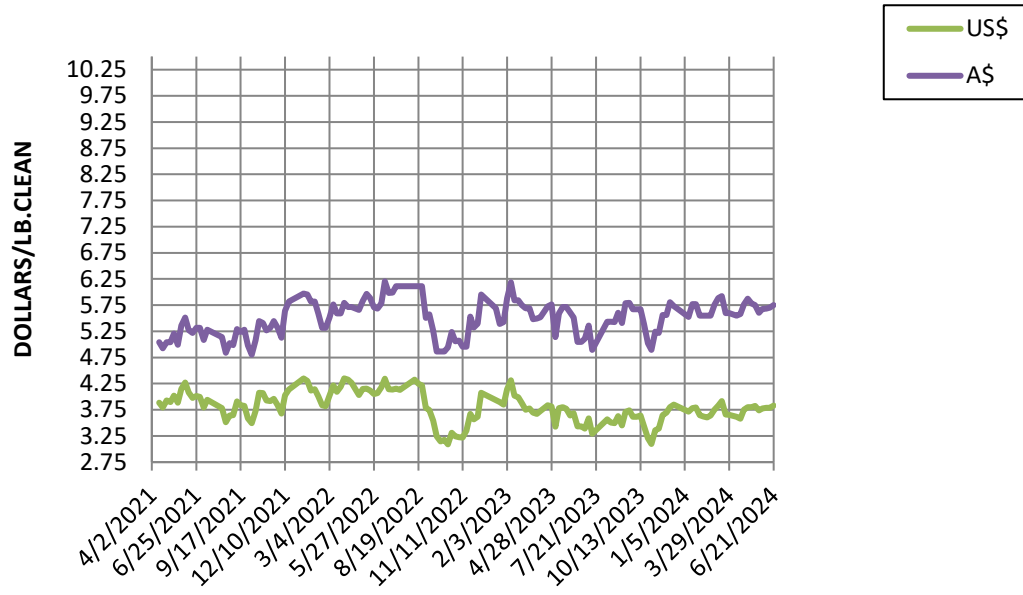
21 MICRON MARKET INDICATOR A\$ vs US\$



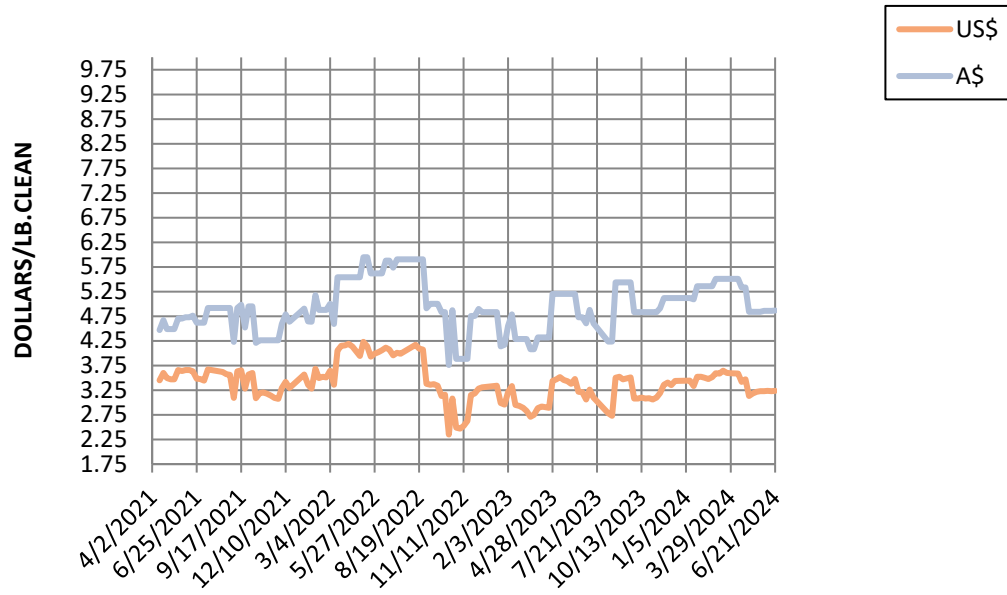
22 MICRON MARKET INDICATOR A\$ vs US\$



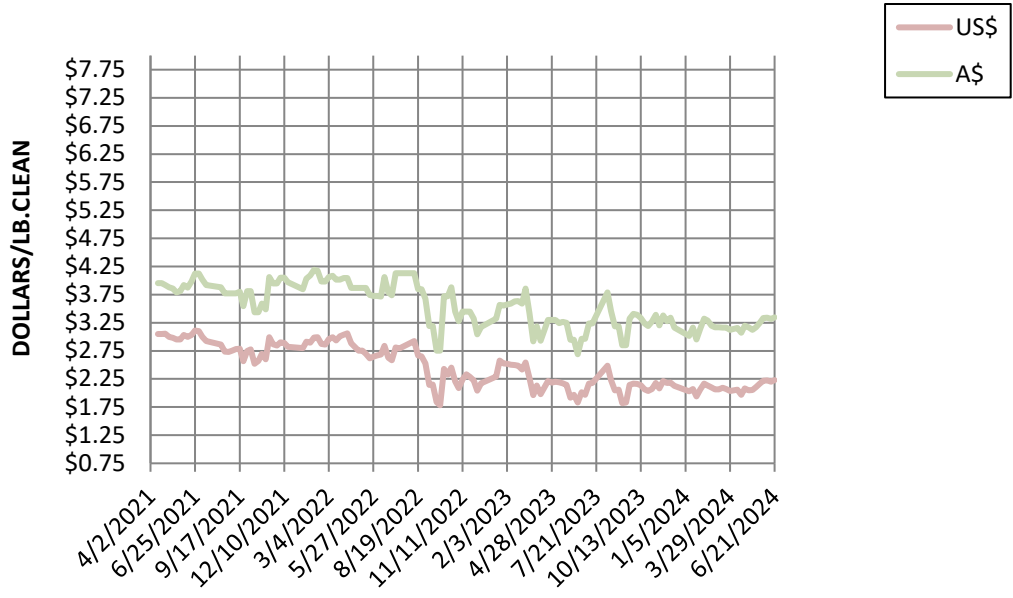
23 MICRON MARKET INDICATOR A\$ vs US\$



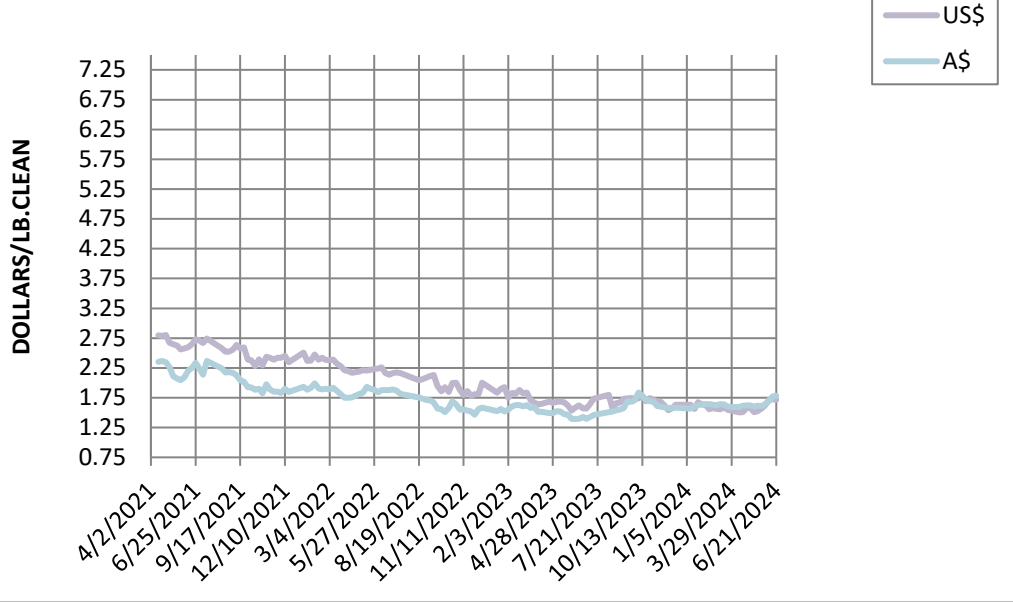
24 MICRON MARKET INDICATOR A\$ vs US\$



25 MICRON MARKET INDICATOR A\$ vs US\$

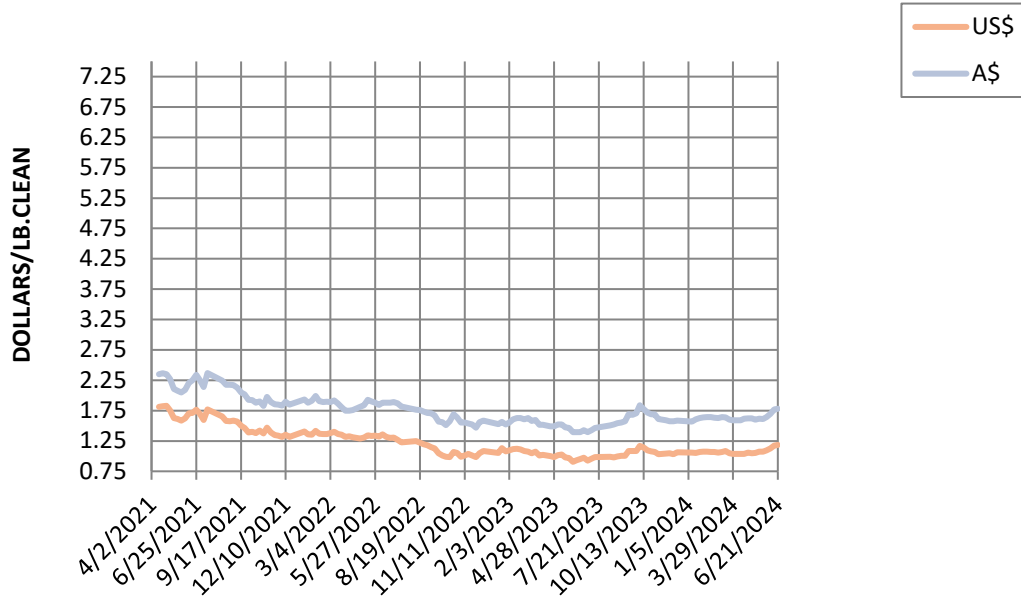


26 MICRON MARKET INDICATOR A\$ vs US\$



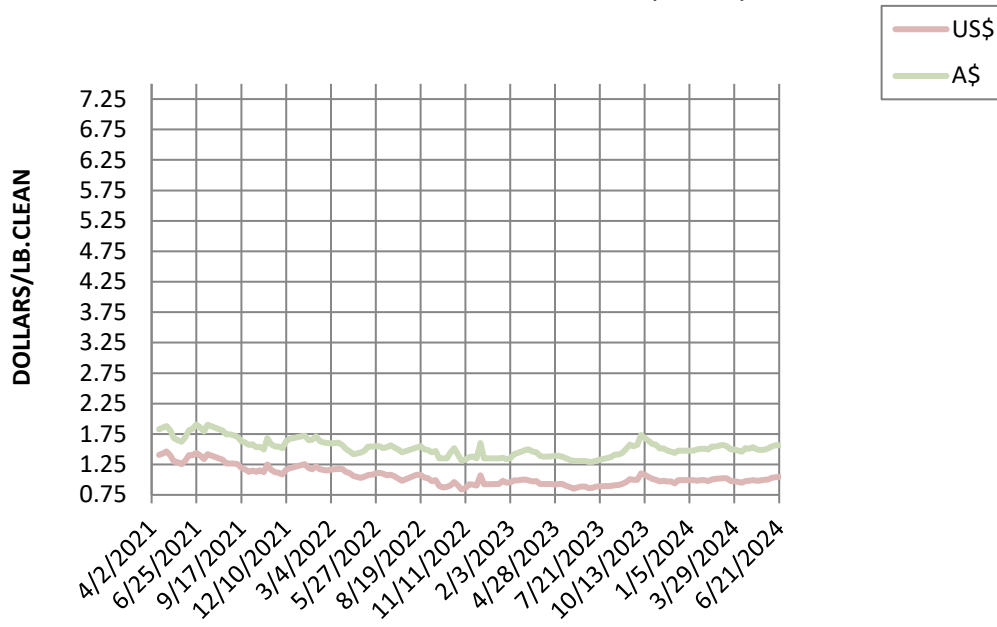
28 MICRON MARKET INDICATOR

A\$ vs US\$



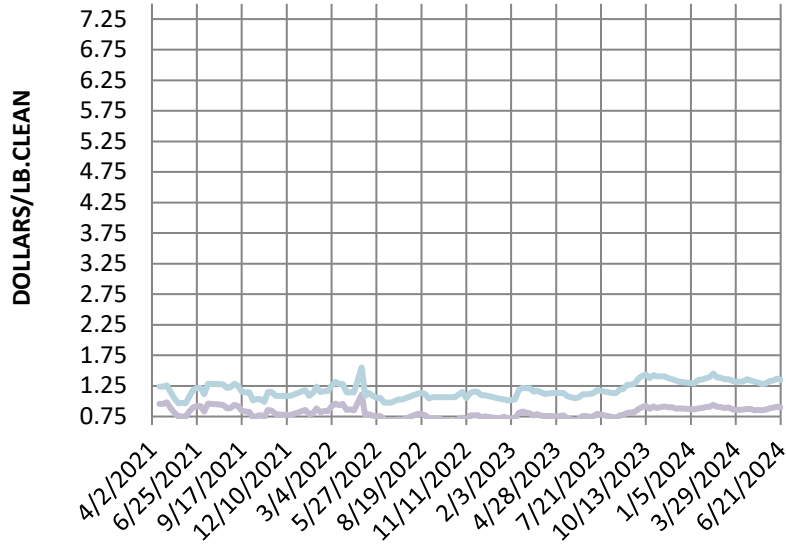
30 MICRON MARKET INDICATOR

A\$ vs US\$



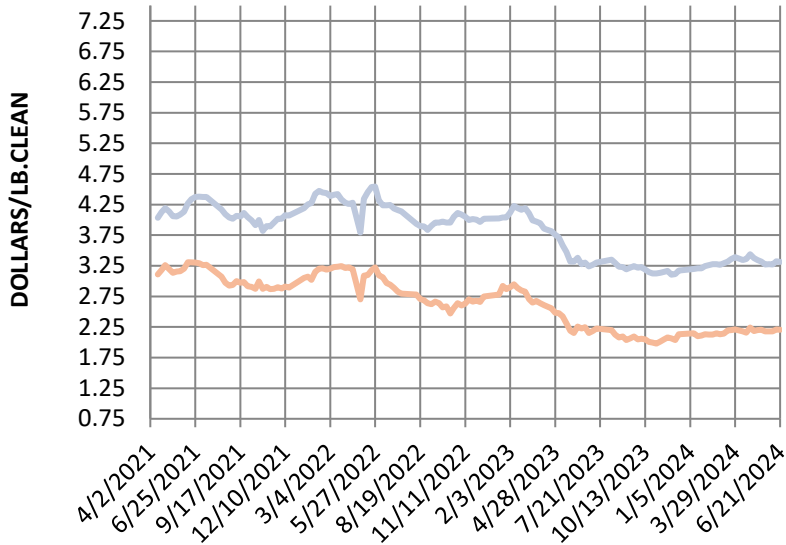
32 MICRON MARKET INDICATOR

A\$ vs US\$

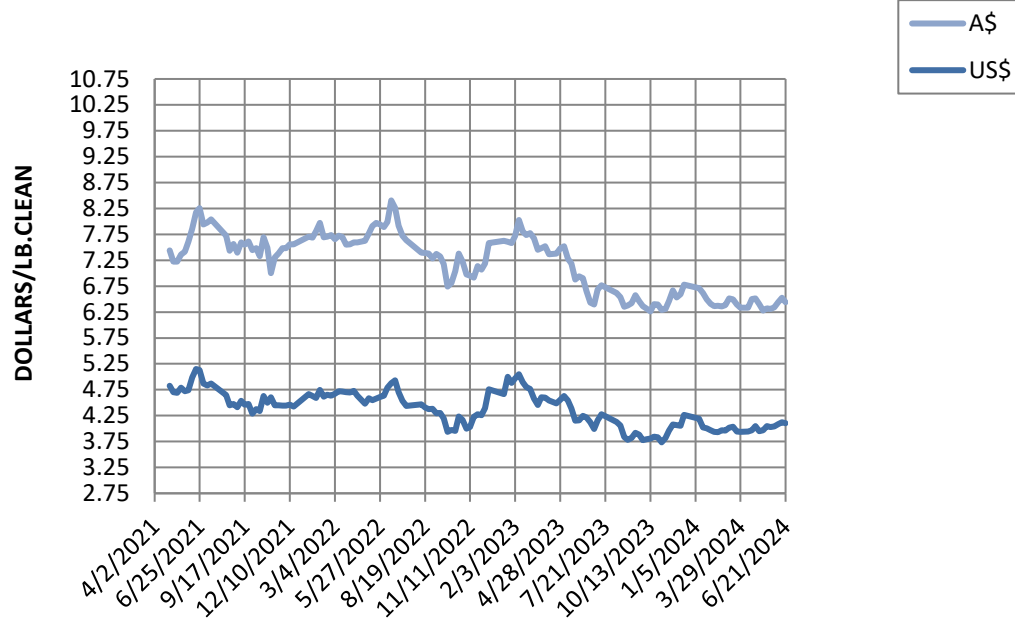


MC MICRON MARKET INDICATOR

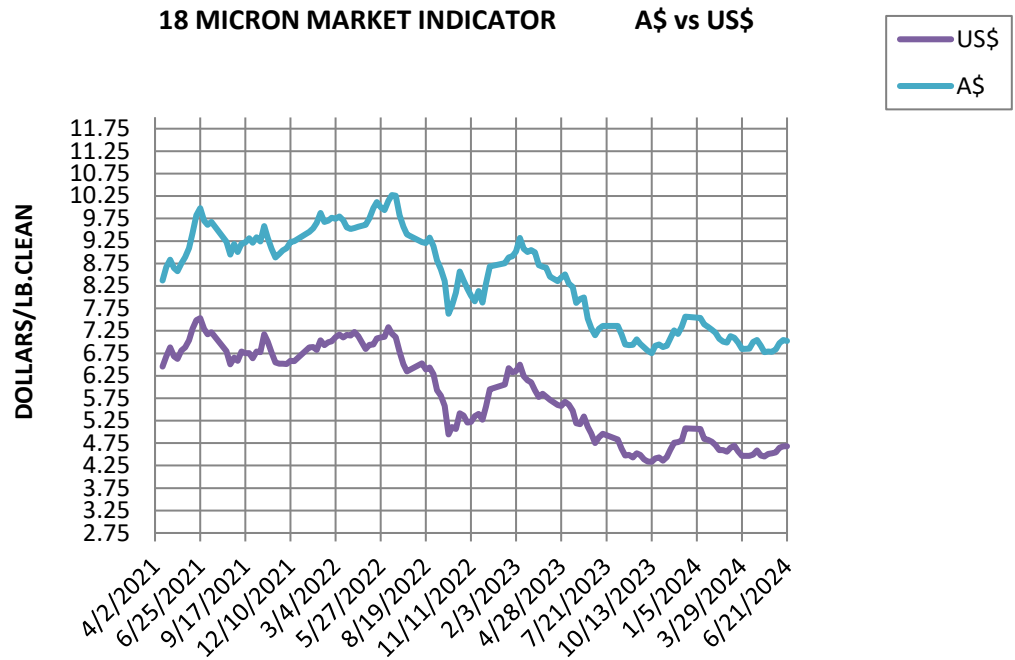
A\$ vs US\$



19 MICRON MARKET INDICATOR A\$ vs US\$



18 MICRON MARKET INDICATOR A\$ vs US\$



17 MICRON MARKET INDICATOR

A\$ vs US\$

