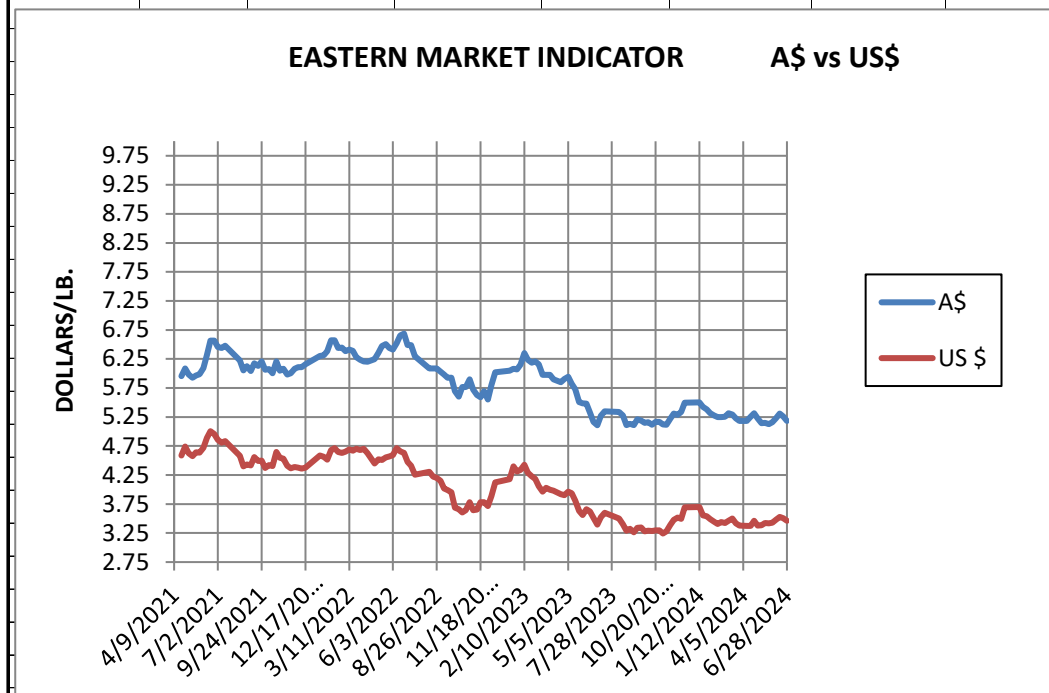


WEEK ENDING
JUNE 28, 2024

ASI Conversion Table -- AWEX Prices to USD Per Pound							
MARKET INDICATOR CHANGE		US \$/LB.		Clean on floor			
CATEGORY		6/28/2024		6/21/2024		Change	
		A\$	US\$	A\$	US\$	A\$	US\$
EASTERN MI		\$ 5.18	\$ 3.46	\$ 5.26	\$ 3.50	-0.08	-0.05
Micron							
	17	\$ 7.62	\$ 5.09	\$ 7.78	\$ 5.18	-0.17	-0.10
	18	\$ 6.84	\$ 4.57	\$ 7.02	\$ 4.68	-0.19	-0.11
	19	\$ 6.34	\$ 4.23	\$ 6.44	\$ 4.29	-0.10	-0.05
	20	\$ 6.08	\$ 4.06	\$ 6.16	\$ 4.11	-0.08	-0.04
	21	\$ 5.91	\$ 3.95	\$ 6.00	\$ 3.99	-0.09	-0.05
	22	\$ 5.88	\$ 3.93	\$ 5.83	\$ 3.89	0.05	0.04
	23	\$ 5.75	\$ 3.84	\$ 5.75	\$ 3.83	0.00	0.01
	24	\$ 4.86	\$ 3.25	\$ 4.86	\$ 3.24	0.00	0.01
	25	\$ 3.17	\$ 2.11	\$ 3.35	\$ 2.23	-0.18	-0.12
	26	\$ 2.67	\$ 1.78	\$ 2.58	\$ 1.72	0.09	0.06
	28	\$ 1.74	\$ 1.16	\$ 1.78	\$ 1.19	-0.04	-0.02
	30	\$ 1.58	\$ 1.05	\$ 1.56	\$ 1.04	0.01	0.01
	32	\$ 1.35	\$ 0.90	\$ 1.35	\$ 0.90	0.00	0.00
	MC	\$ 3.28	\$ 2.19	\$ 3.31	\$ 2.21	-0.03	-0.02
CURRENCY (US \$/A \$)			\$ 0.6679		\$ 0.6661		0.0018



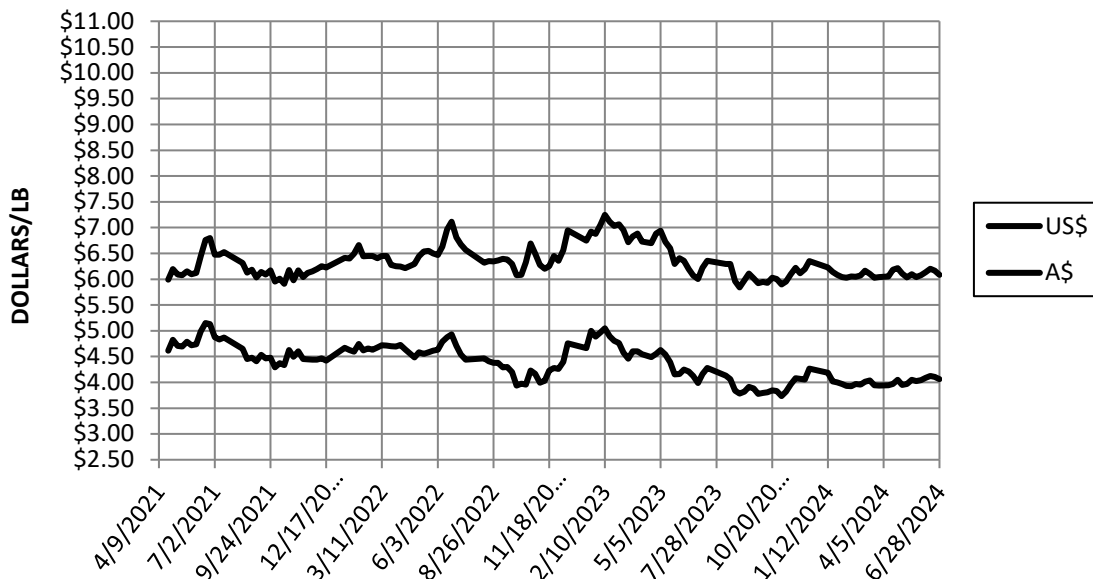
Information source: Wooltrak, Australian Wool Exchange, Weekly Market Review

WEEK ENDING
JUNE 28, 2024

MARKET INDICATOR CHANGES US \$/LB. Clean on floor

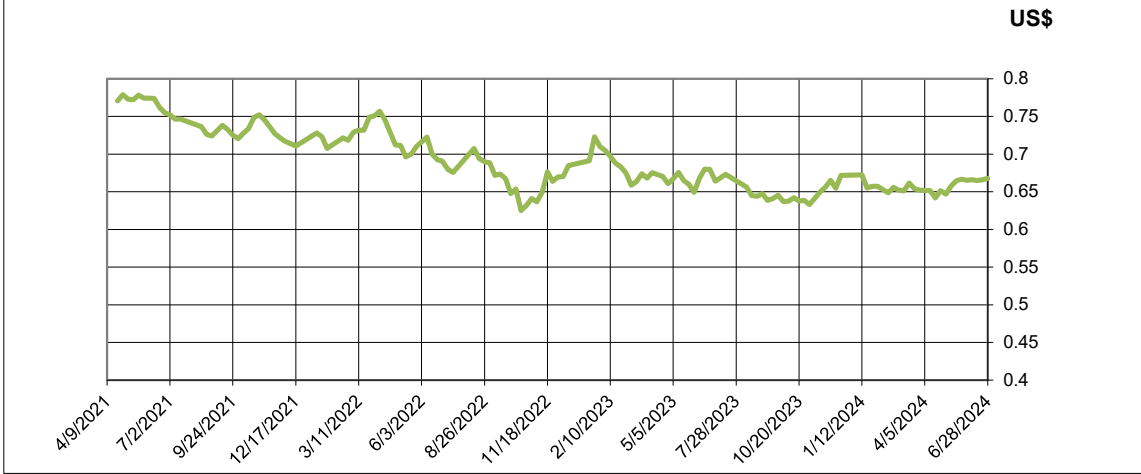
CATEGORY	6/28/2024		6/21/2024		Change	
	A\$	US\$	A\$	US\$	A\$	US\$
EASTERN MI	\$ 5.18	\$ 3.46	\$ 5.26	\$ 3.50	-0.08	-0.05
Micron						
17	\$ 7.62	\$ 5.09	\$ 7.78	\$ 5.18	-0.17	-0.10
18	\$ 6.84	\$ 4.57	\$ 7.02	\$ 4.68	-0.19	-0.11
19	\$ 6.34	\$ 4.23	\$ 6.44	\$ 4.29	-0.10	-0.05
20	\$ 6.08	\$ 4.06	\$ 6.16	\$ 4.11	-0.08	-0.04
21	\$ 5.91	\$ 3.95	\$ 6.00	\$ 3.99	-0.09	-0.05
22	\$ 5.88	\$ 3.93	\$ 5.83	\$ 3.89	0.05	0.04
23	\$ 5.75	\$ 3.84	\$ 5.75	\$ 3.83	0.00	0.01
24	\$ 4.86	\$ 3.25	\$ 4.86	\$ 3.24	0.00	0.01
25	\$ 3.17	\$ 2.11	\$ 3.35	\$ 2.23	-0.18	-0.12
26	\$ 2.67	\$ 1.78	\$ 2.58	\$ 1.72	0.09	0.06
28	\$ 1.74	\$ 1.16	\$ 1.78	\$ 1.19	-0.04	-0.02
30	\$ 1.58	\$ 1.05	\$ 1.56	\$ 1.04	0.01	0.01
32	\$ 1.35	\$ 0.90	\$ 1.35	\$ 0.90	0.00	0.00
MC	\$ 3.28	\$ 2.19	\$ 3.31	\$ 2.21	-0.03	-0.02
CURRENCY (US \$/A \$)		\$ 0.6679		\$ 0.6661		0.0018

20 MICRON MARKET INDICATOR

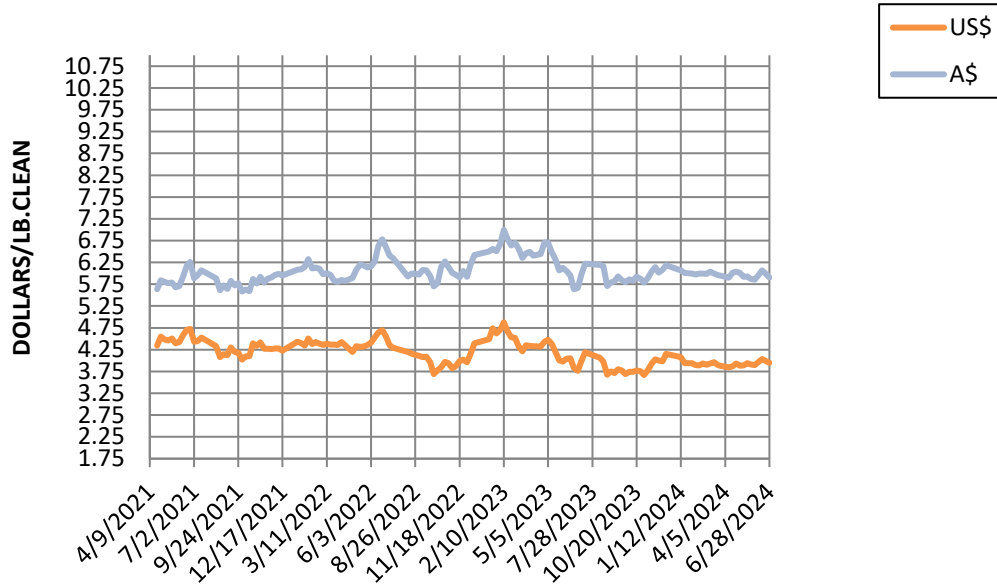


Information source: Wooltrak, Australian Wool Exchange, Weekly Market Review

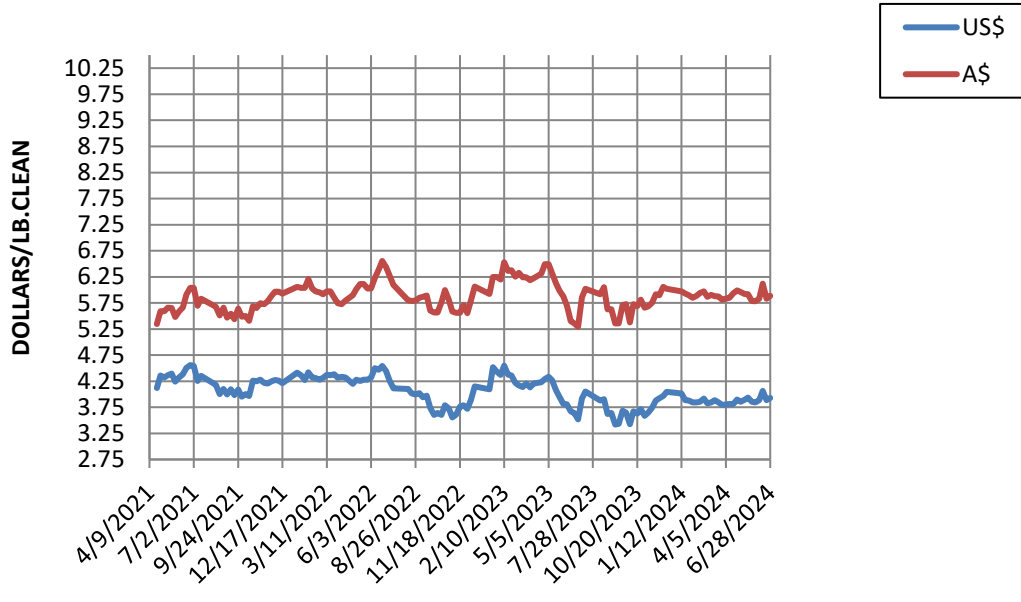
CURRENCY RATE (US\$:A\$)



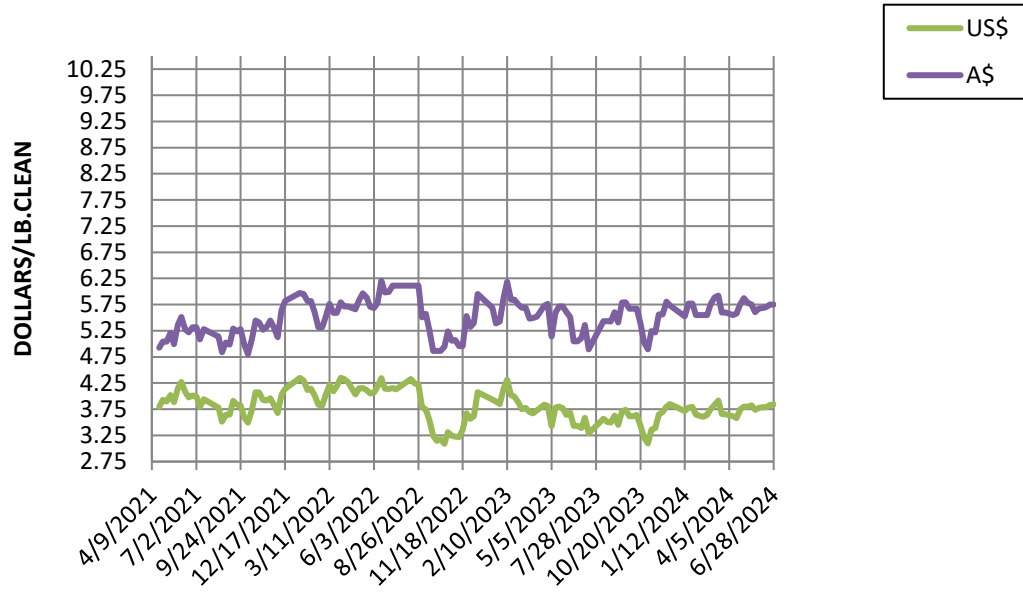
21 MICRON MARKET INDICATOR A\$ vs US\$



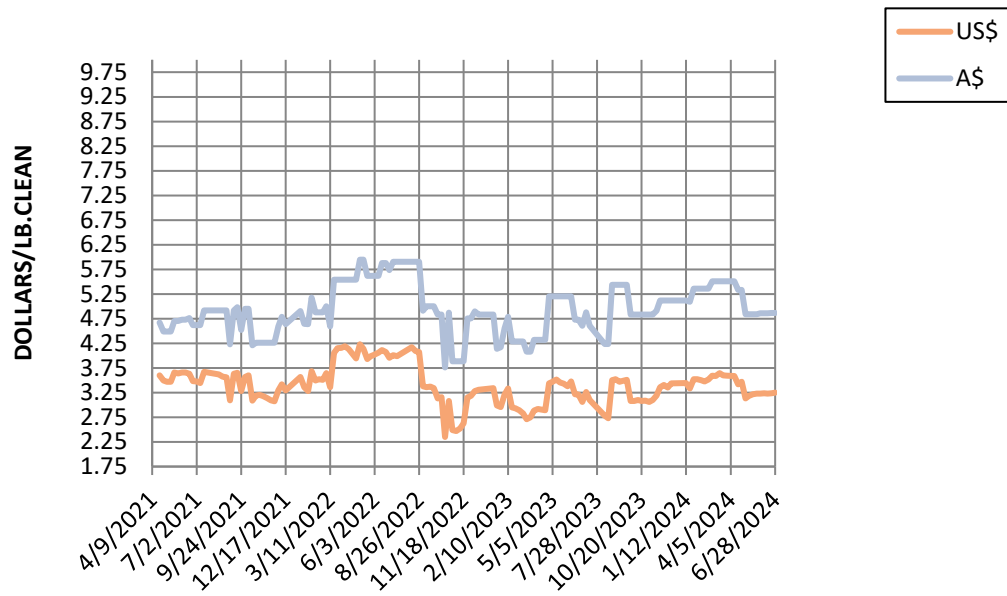
22 MICRON MARKET INDICATOR A\$ vs US\$



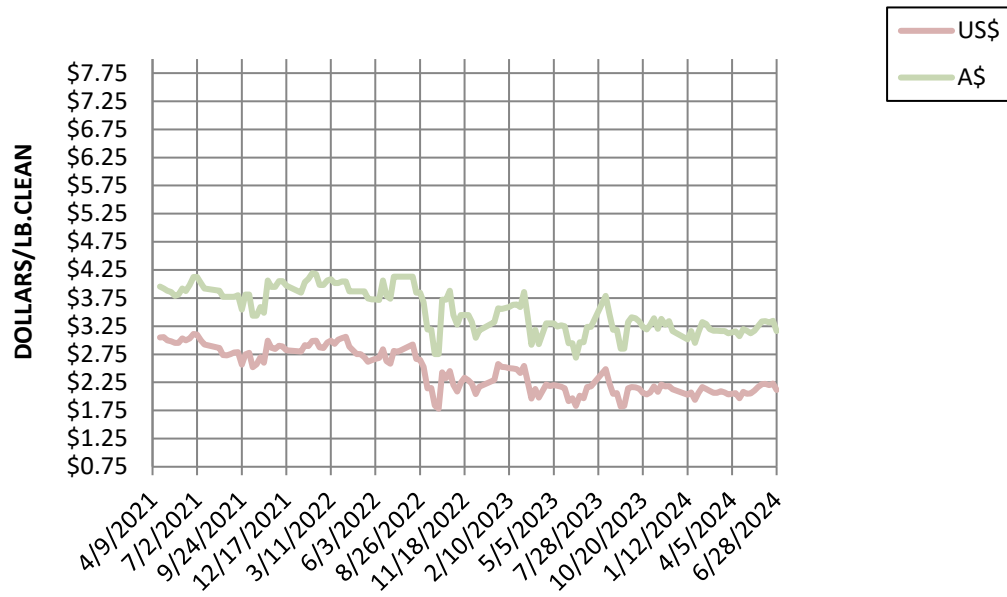
23 MICRON MARKET INDICATOR A\$ vs US\$



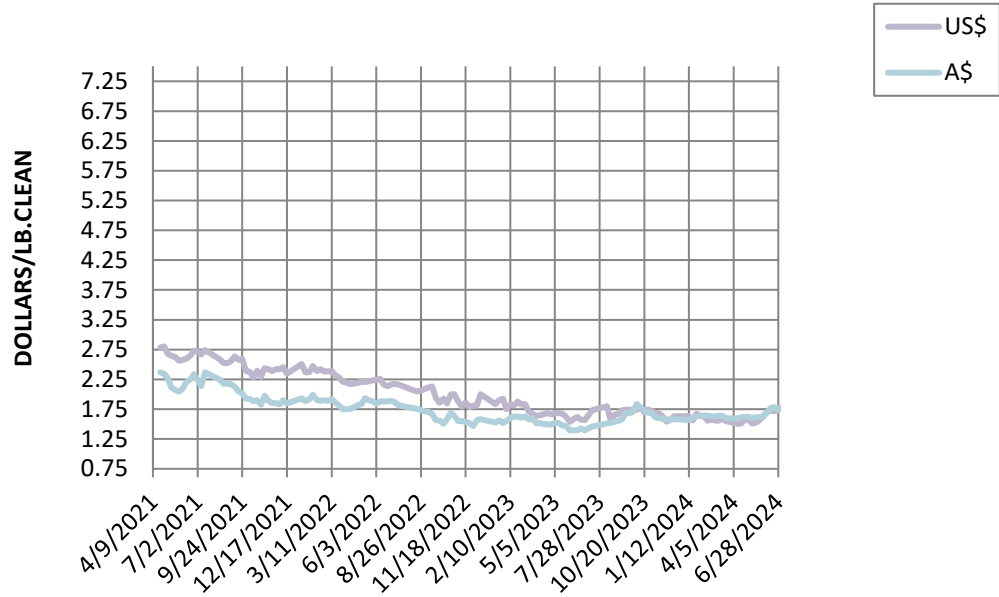
24 MICRON MARKET INDICATOR A\$ vs US\$



25 MICRON MARKET INDICATOR A\$ vs US\$

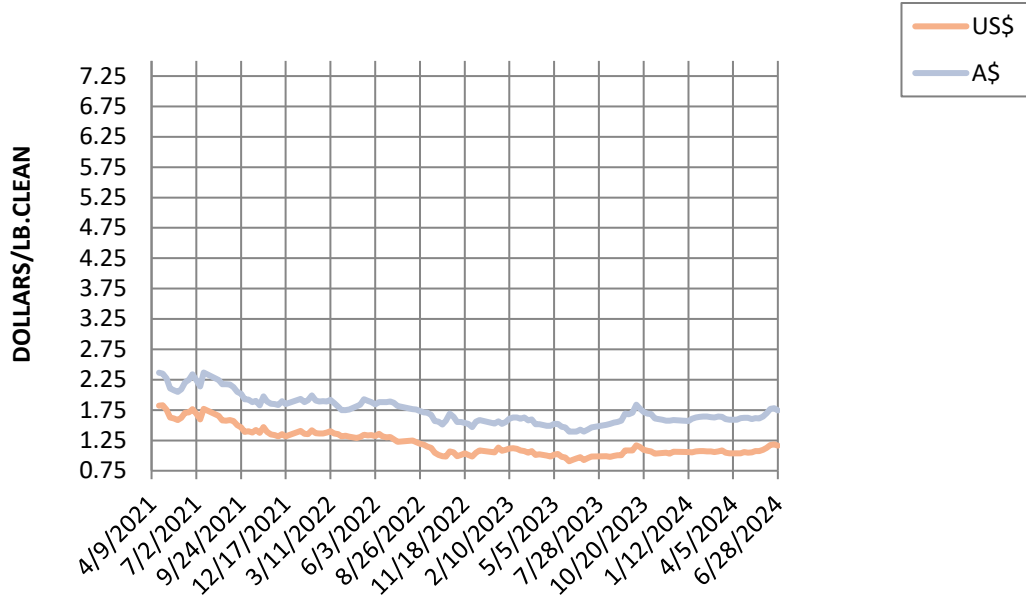


26 MICRON MARKET INDICATOR A\$ vs US\$



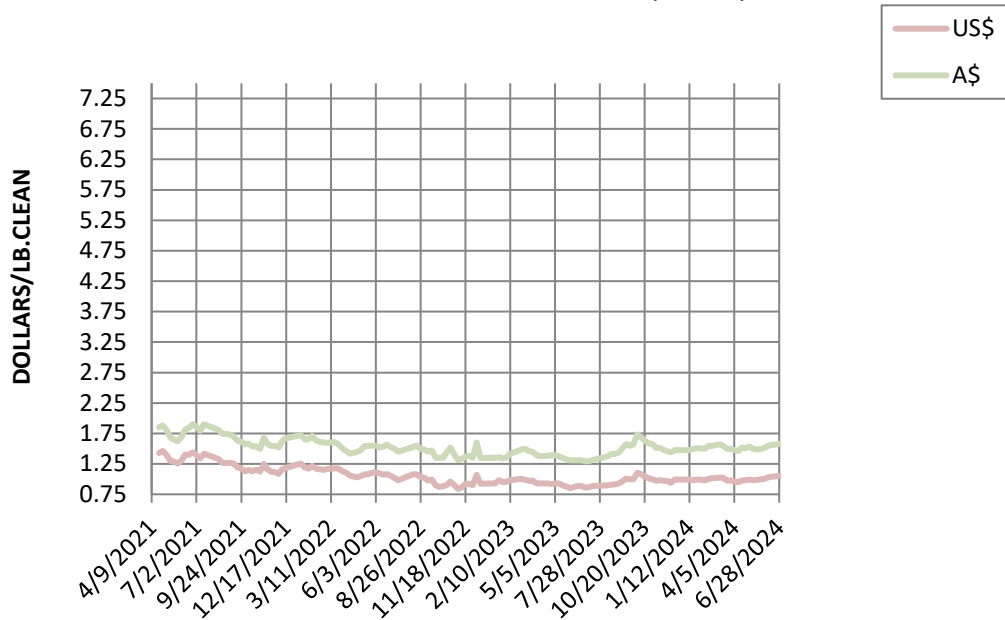
28 MICRON MARKET INDICATOR

A\$ vs US\$



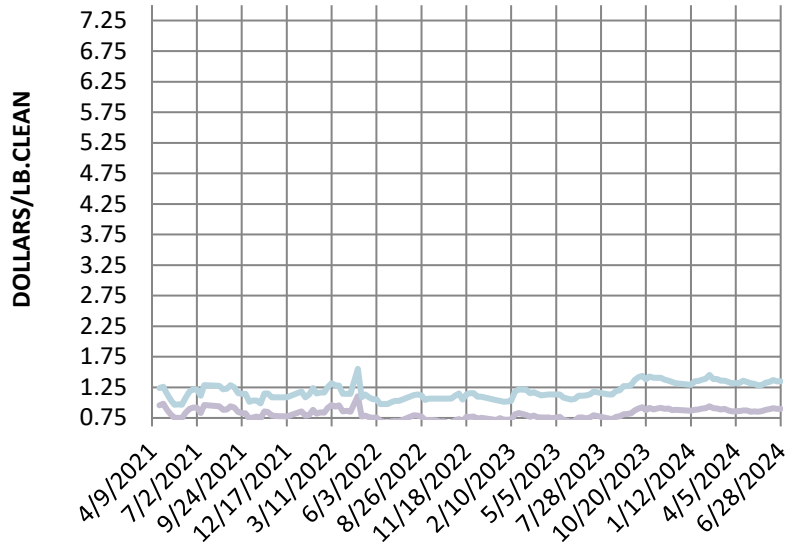
30 MICRON MARKET INDICATOR

A\$ vs US\$



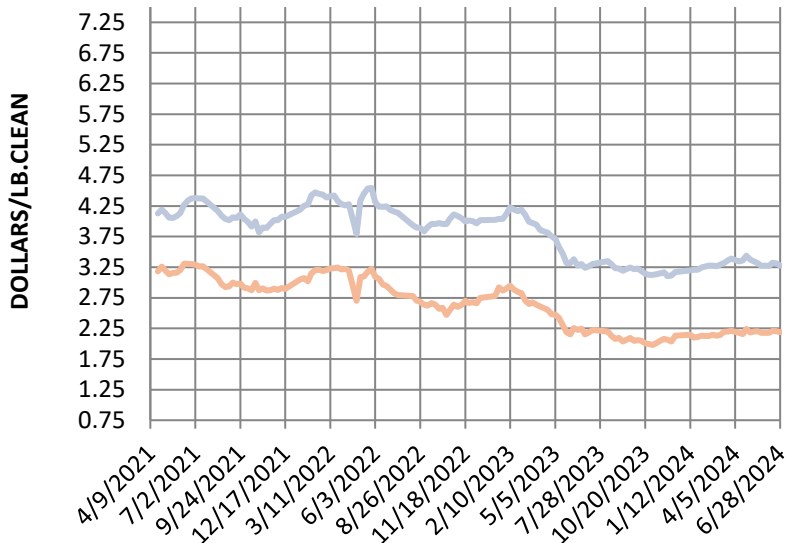
32 MICRON MARKET INDICATOR

A\$ vs US\$

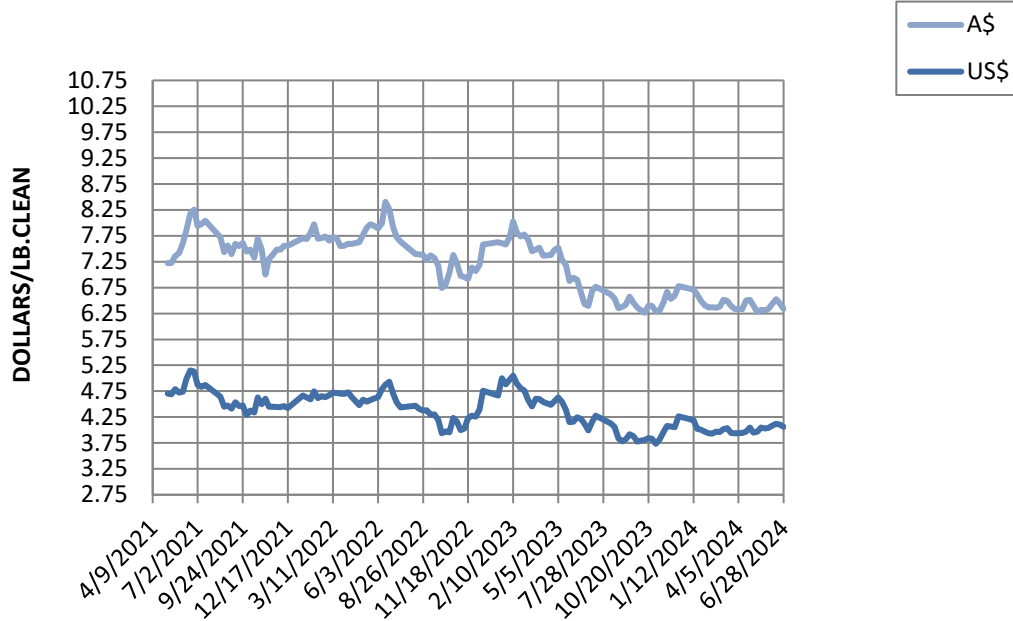


MC MICRON MARKET INDICATOR

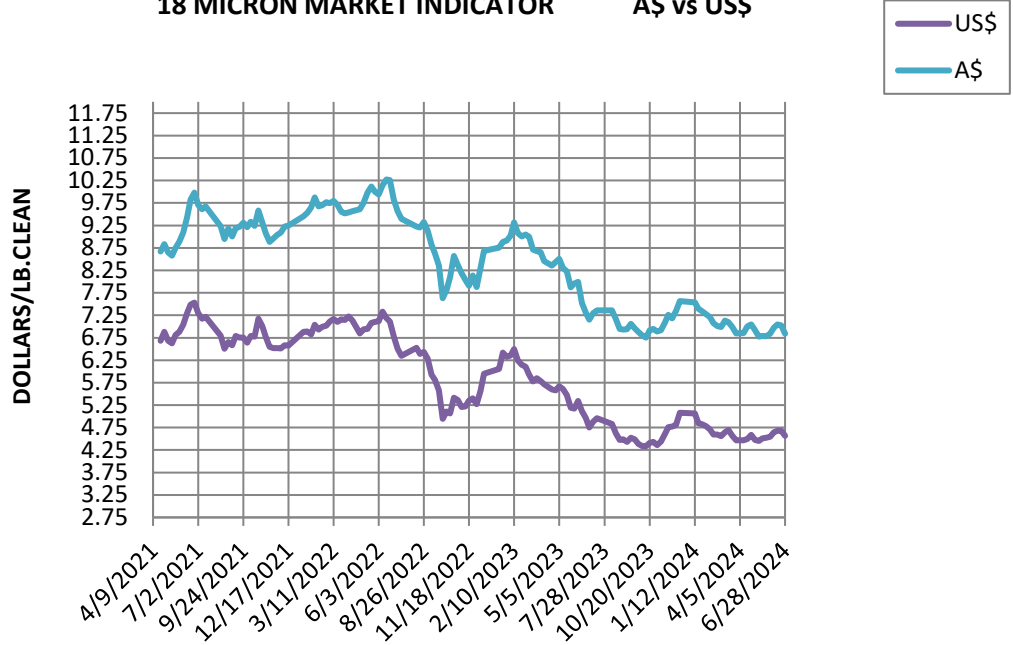
A\$ vs US\$



19 MICRON MARKET INDICATOR A\$ vs US\$



18 MICRON MARKET INDICATOR A\$ vs US\$



17 MICRON MARKET INDICATOR

A\$ vs US\$

