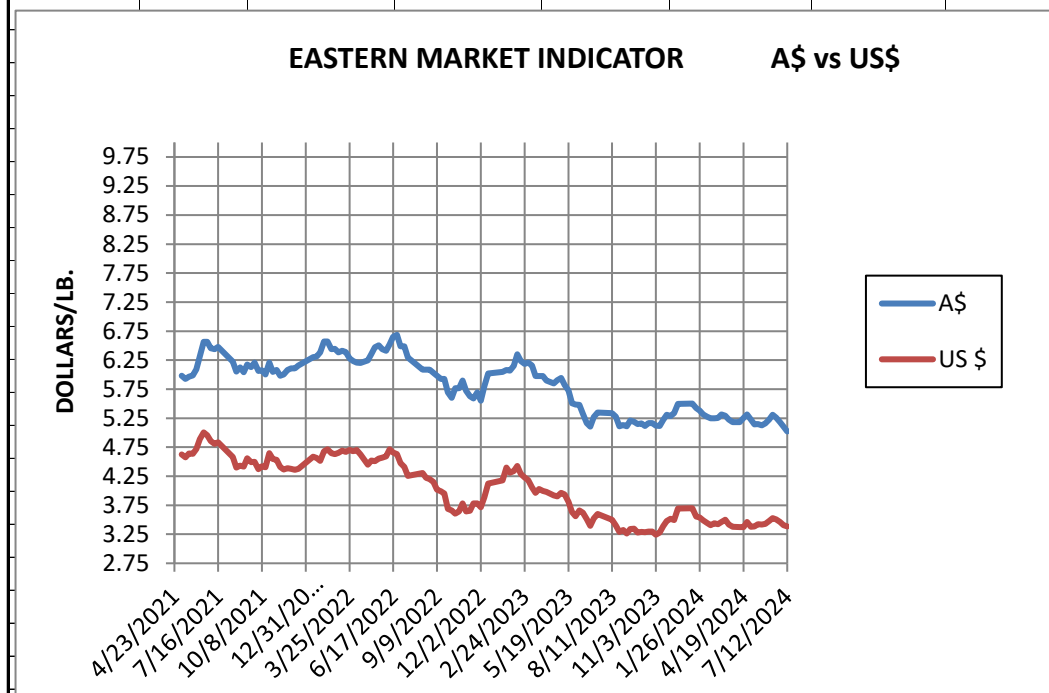


WEEK ENDING
JULY 12, 2024

ASI Conversion Table AWEX Prices to USD Per Pound							
MARKET INDICATOR CHANGE		US \$/LB.		Clean on floor			
CATEGORY		7/12/2024		7/5/2024		Change	
		A\$	US\$	A\$	US\$	A\$	US\$
EASTERN MI		\$ 5.02	\$ 3.39	\$ 5.10	\$ 3.41	-0.08	-0.02
Micron							
17		\$ 7.30	\$ 4.92	\$ 7.26	\$ 4.85	0.04	0.07
18		\$ 6.60	\$ 4.45	\$ 6.70	\$ 4.48	-0.10	-0.03
19		\$ 6.18	\$ 4.17	\$ 6.25	\$ 4.17	-0.07	0.00
20		\$ 5.90	\$ 3.98	\$ 6.00	\$ 4.00	-0.09	-0.02
21		\$ 5.80	\$ 3.91	\$ 5.87	\$ 3.92	-0.07	-0.01
22		\$ 5.78	\$ 3.90	\$ 5.84	\$ 3.90	-0.05	0.00
23		\$ 5.76	\$ 3.88	\$ 5.76	\$ 3.84	0.00	0.04
24		\$ 4.86	\$ 3.28	\$ 4.86	\$ 3.25	0.00	0.03
25		\$ 3.05	\$ 2.06	\$ 3.30	\$ 2.20	-0.25	-0.15
26		\$ 2.56	\$ 1.73	\$ 2.54	\$ 1.70	0.01	0.03
28		\$ 1.74	\$ 1.17	\$ 1.75	\$ 1.17	-0.01	0.00
30		\$ 1.54	\$ 1.04	\$ 1.56	\$ 1.04	-0.02	0.00
32		\$ 1.31	\$ 0.88	\$ 1.32	\$ 0.88	-0.01	0.00
MC		\$ 3.17	\$ 2.14	\$ 3.23	\$ 2.16	-0.06	-0.02
CURRENCY (US \$/A \$)			\$ 0.6744		\$ 0.6677		0.0067



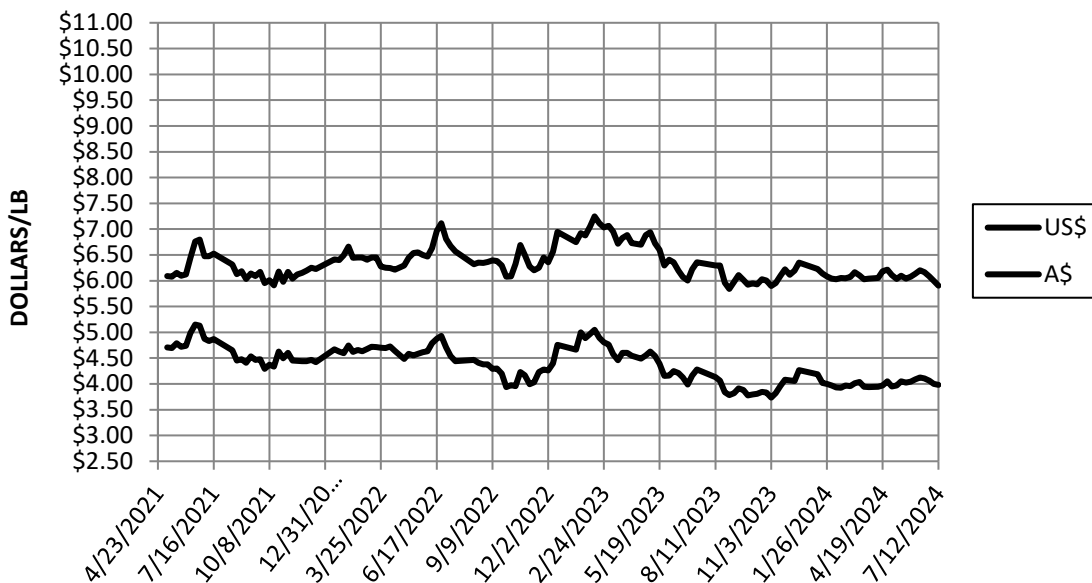
Information source: Wooltrak, Australian Wool Exchange, Weekly Market Review

WEEK ENDING
JULY 12, 2024

MARKET INDICATOR CHANGES US \$/LB. Clean on floor

CATEGORY	7/12/2024		7/5/2024		Change	
	A\$	US\$	A\$	US\$	A\$	US\$
EASTERN MI	\$ 5.02	\$ 3.39	\$ 5.10	\$ 3.41	-0.08	-0.02
Micron						
17	\$ 7.30	\$ 4.92	\$ 7.26	\$ 4.85	0.04	0.07
18	\$ 6.60	\$ 4.45	\$ 6.70	\$ 4.48	-0.10	-0.03
19	\$ 6.18	\$ 4.17	\$ 6.25	\$ 4.17	-0.07	0.00
20	\$ 5.90	\$ 3.98	\$ 6.00	\$ 4.00	-0.09	-0.02
21	\$ 5.80	\$ 3.91	\$ 5.87	\$ 3.92	-0.07	-0.01
22	\$ 5.78	\$ 3.90	\$ 5.84	\$ 3.90	-0.05	0.00
23	\$ 5.76	\$ 3.88	\$ 5.76	\$ 3.84	0.00	0.04
24	\$ 4.86	\$ 3.28	\$ 4.86	\$ 3.25	0.00	0.03
25	\$ 3.05	\$ 2.06	\$ 3.30	\$ 2.20	-0.25	-0.15
26	\$ 2.56	\$ 1.73	\$ 2.54	\$ 1.70	0.01	0.03
28	\$ 1.74	\$ 1.17	\$ 1.75	\$ 1.17	-0.01	0.00
30	\$ 1.54	\$ 1.04	\$ 1.56	\$ 1.04	-0.02	0.00
32	\$ 1.31	\$ 0.88	\$ 1.32	\$ 0.88	-0.01	0.00
MC	\$ 3.17	\$ 2.14	\$ 3.23	\$ 2.16	-0.06	-0.02
CURRENCY (US \$/A \$)		\$ 0.6744		\$ 0.6677		0.0067

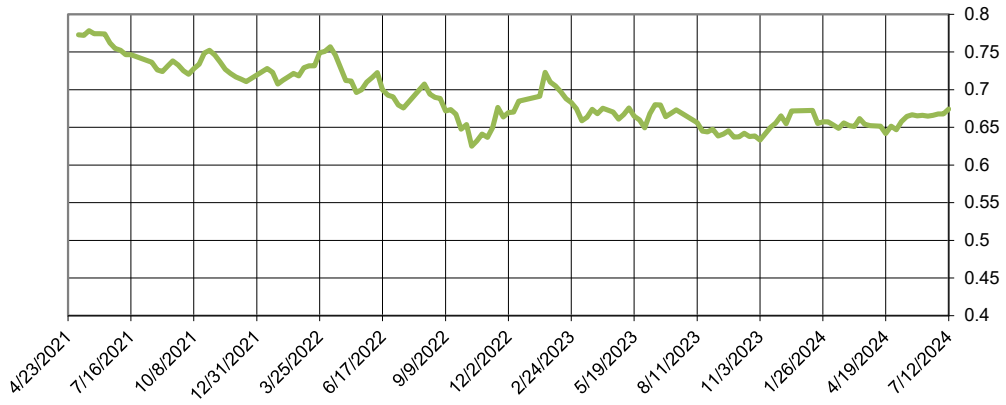
20 MICRON MARKET INDICATOR



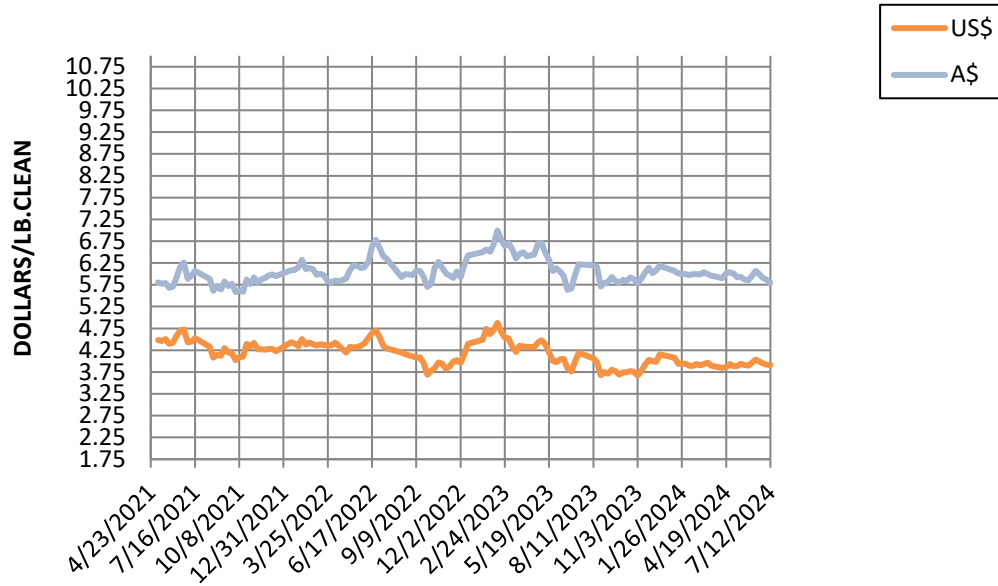
Information source: Wooltrak, Australian Wool Exchange, Weekly Market Review

CURRENCY RATE (US\$:A\$)

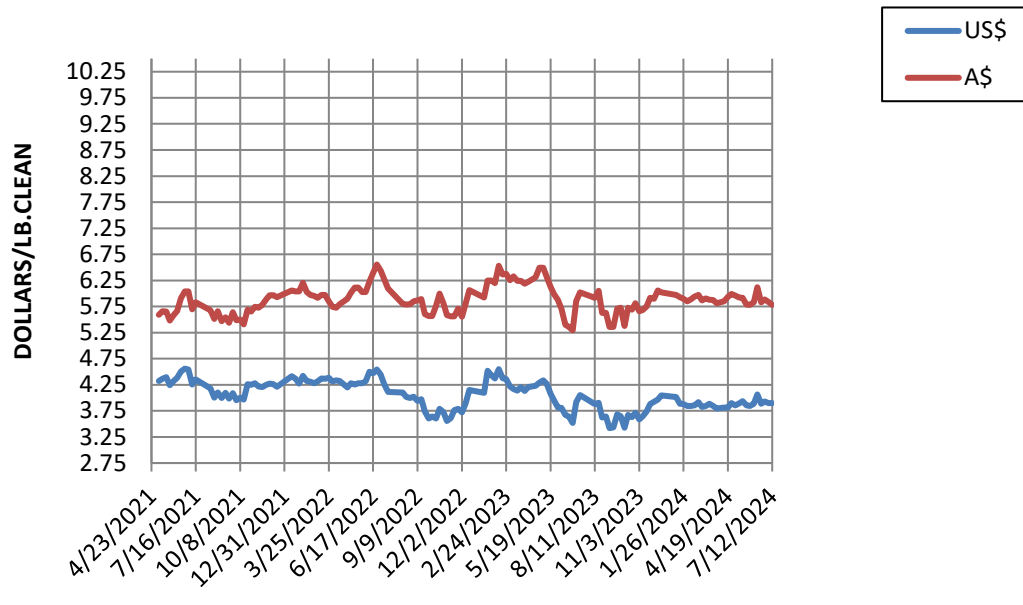
US\$



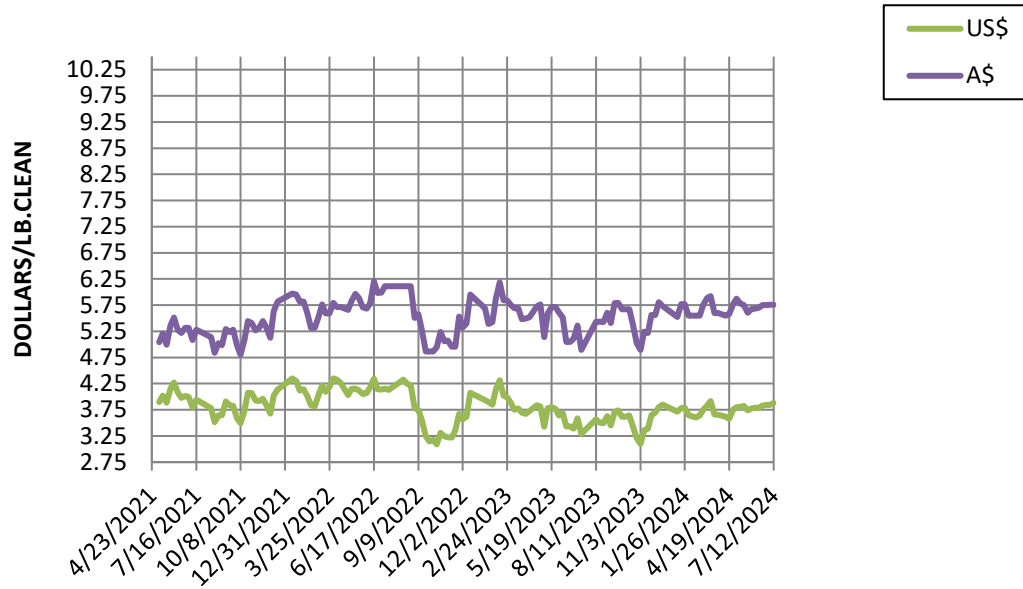
21 MICRON MARKET INDICATOR A\$ vs US\$



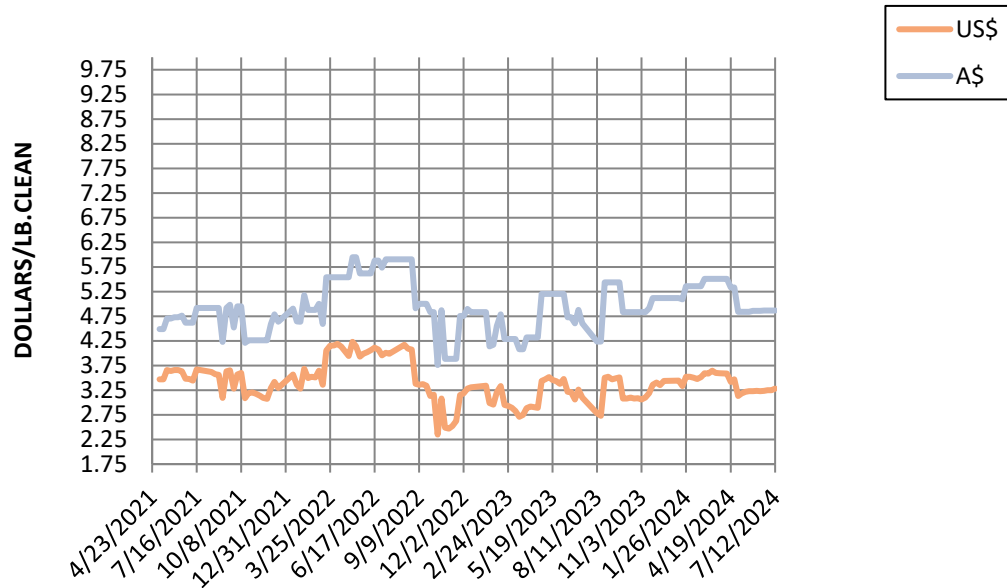
22 MICRON MARKET INDICATOR A\$ vs US\$



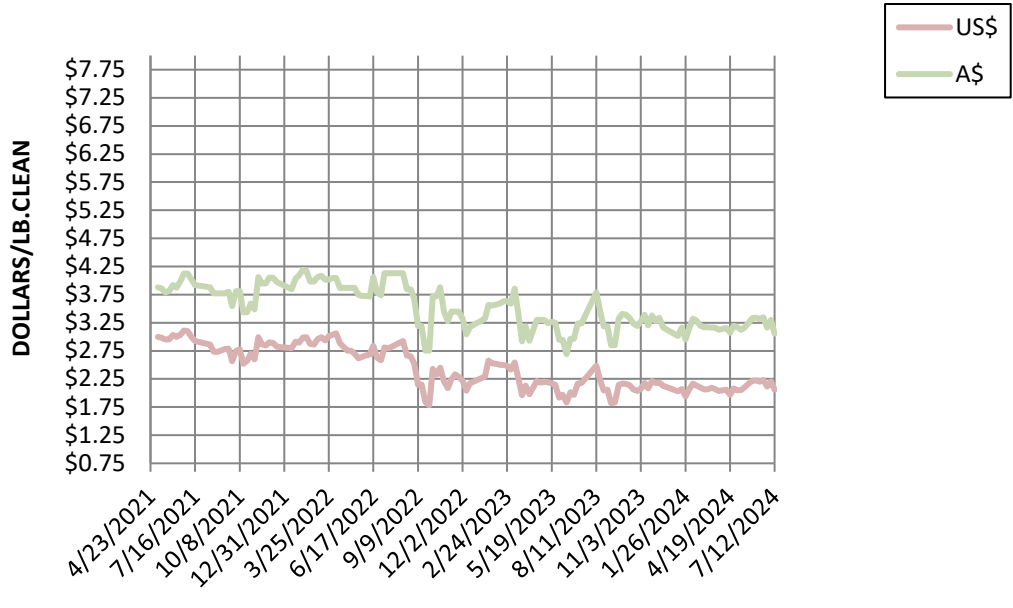
23 MICRON MARKET INDICATOR A\$ vs US\$



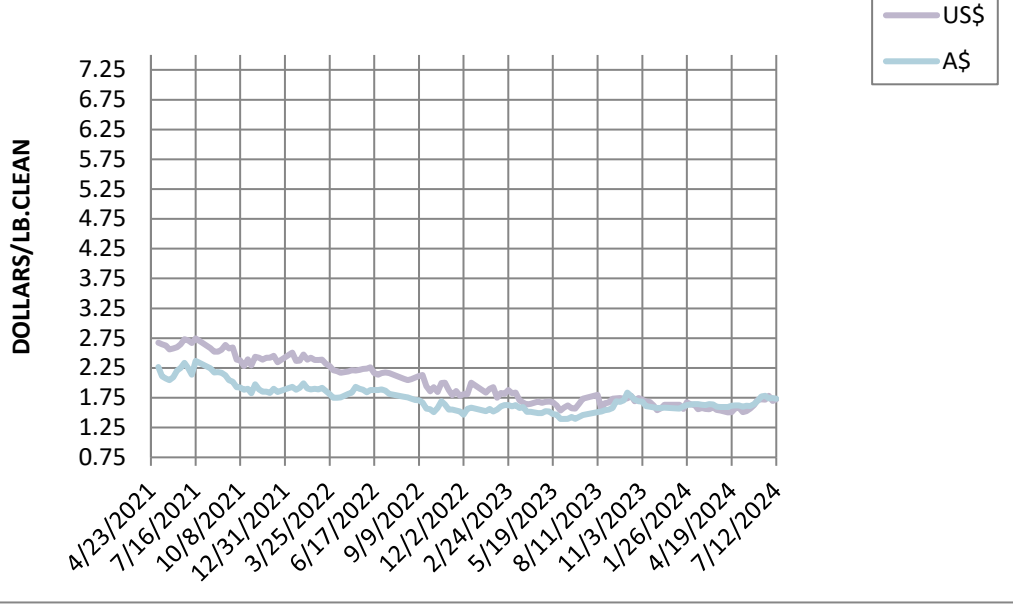
24 MICRON MARKET INDICATOR A\$ vs US\$



25 MICRON MARKET INDICATOR A\$ vs US\$

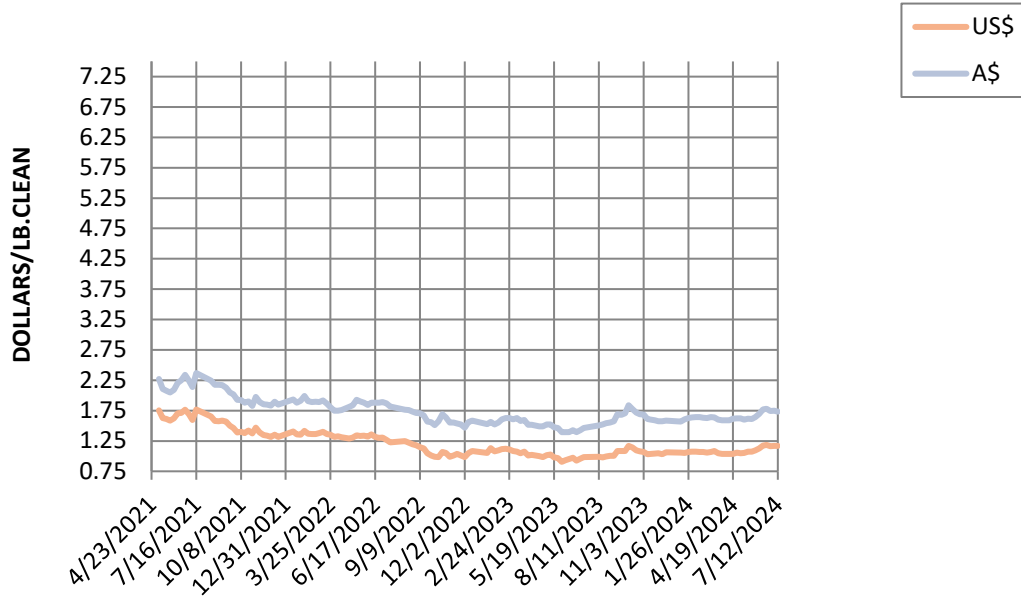


26 MICRON MARKET INDICATOR A\$ vs US\$



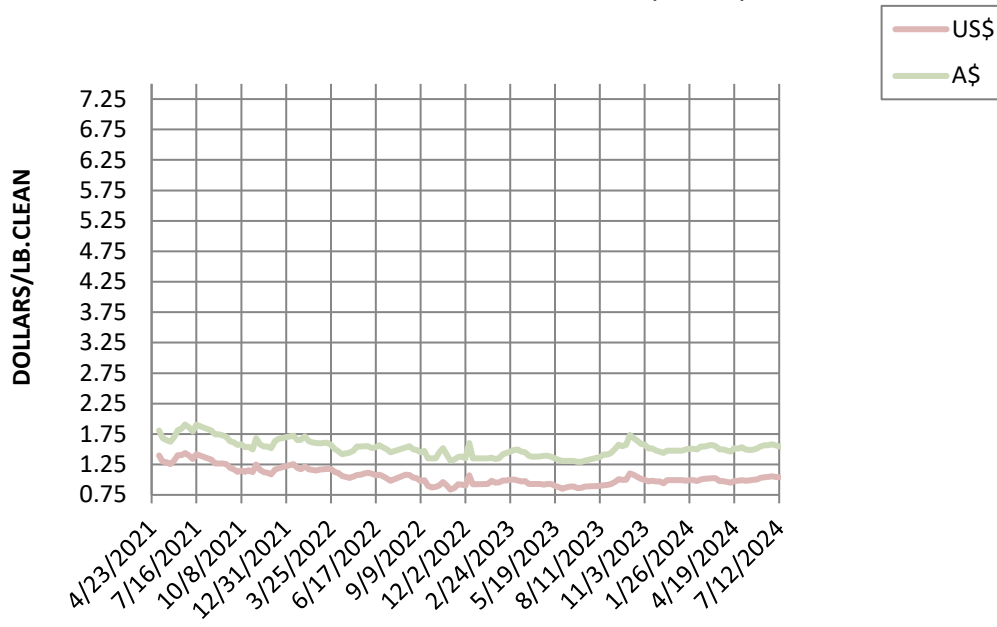
28 MICRON MARKET INDICATOR

A\$ vs US\$



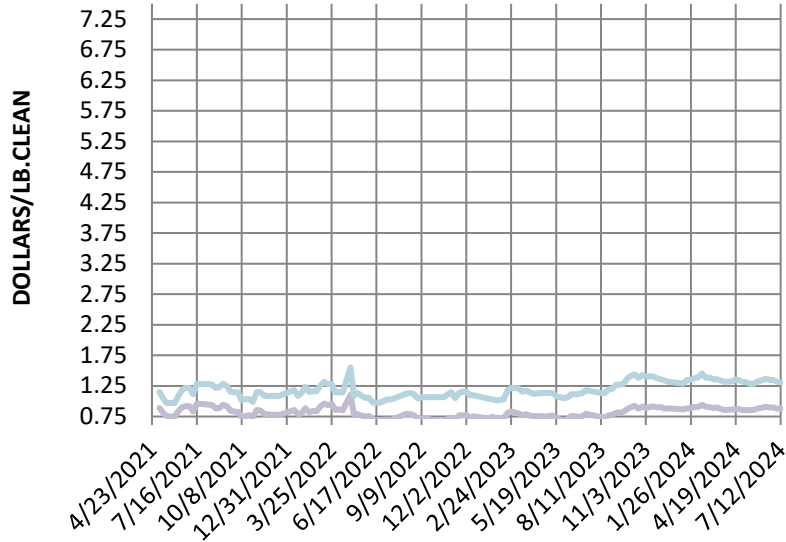
30 MICRON MARKET INDICATOR

A\$ vs US\$



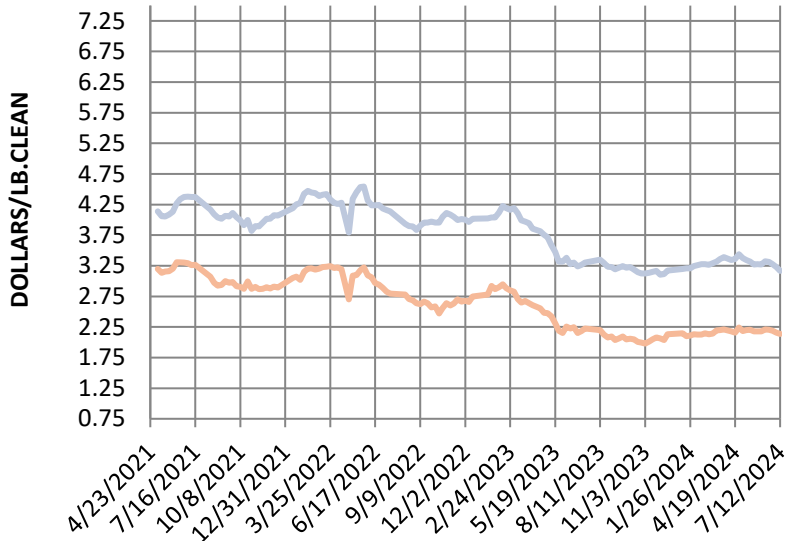
32 MICRON MARKET INDICATOR

A\$ vs US\$

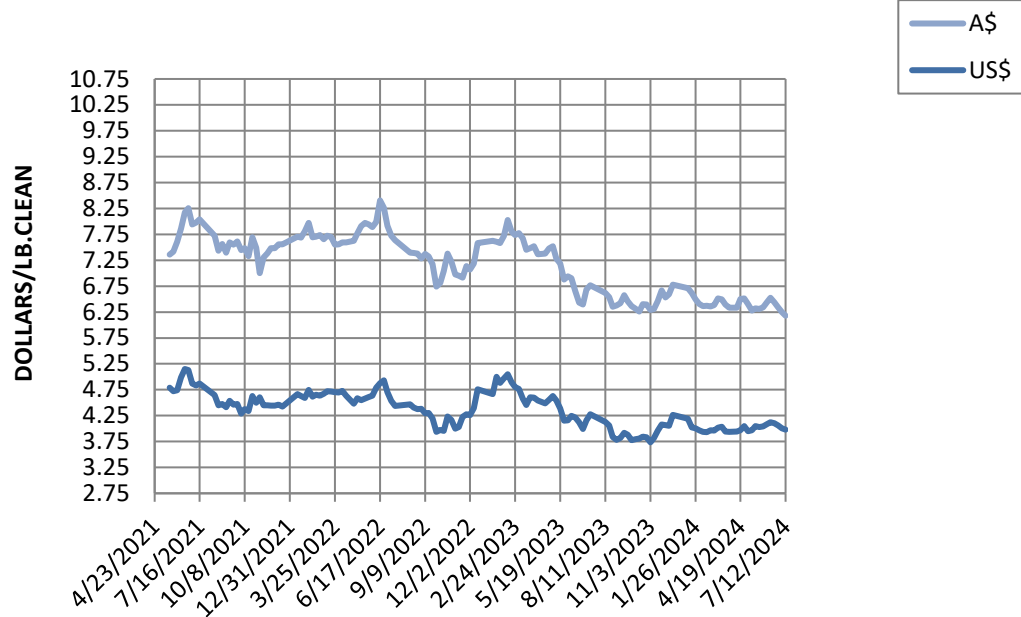


MC MICRON MARKET INDICATOR

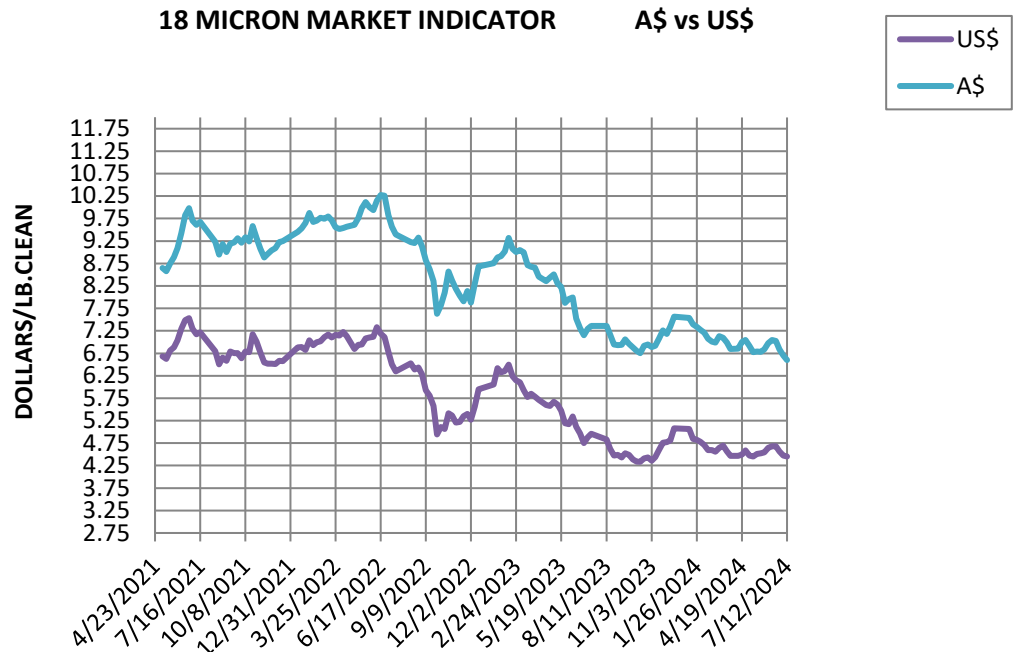
A\$ vs US\$



19 MICRON MARKET INDICATOR A\$ vs US\$



18 MICRON MARKET INDICATOR A\$ vs US\$



17 MICRON MARKET INDICATOR

A\$ vs US\$

