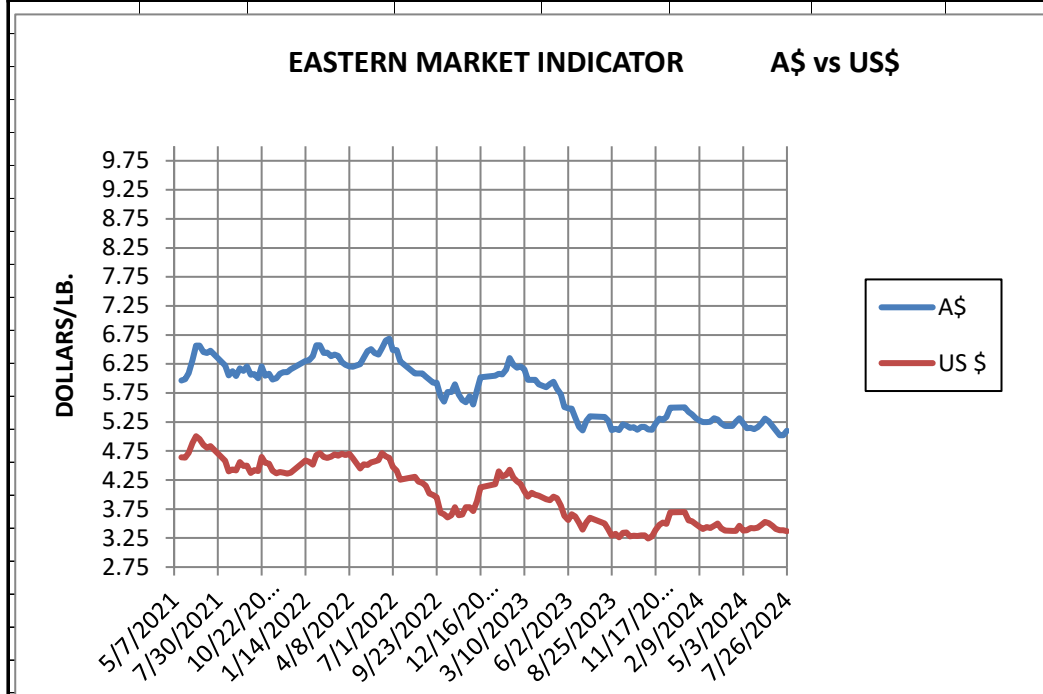


WEEK ENDING
JULY 26, 2024

ASI Conversion Table – AWEX Prices to USD Per Pound							
MARKET INDICATOR CHANGE		US \$/LB.		Clean on floor			
CATEGORY		7/26/2024		7/19/2024		Change	
		A\$	US\$	A\$	US\$	A\$	US\$
EASTERN MI		\$ 5.10	\$ 3.37	\$ 5.02	\$ 3.38	0.08	-0.02
Micron							
17		\$ 7.63	\$ 5.04	\$ 7.30	\$ 4.92	0.33	0.12
18		\$ 6.70	\$ 4.42	\$ 6.61	\$ 4.46	0.09	-0.03
19		\$ 6.23	\$ 4.11	\$ 6.21	\$ 4.19	0.02	-0.07
20		\$ 6.01	\$ 3.97	\$ 5.90	\$ 3.98	0.11	-0.01
21		\$ 5.89	\$ 3.89	\$ 5.82	\$ 3.93	0.07	-0.03
22		\$ 5.84	\$ 3.85	\$ 5.81	\$ 3.92	0.03	-0.06
23		\$ 5.93	\$ 3.91	\$ 5.79	\$ 3.90	0.14	0.01
24		\$ 4.86	\$ 3.21	\$ 4.86	\$ 3.28	0.00	-0.07
25		\$ 3.26	\$ 2.15	\$ 3.01	\$ 2.03	0.24	0.12
26		\$ 2.59	\$ 1.71	\$ 2.50	\$ 1.68	0.10	0.03
28		\$ 1.74	\$ 1.15	\$ 1.65	\$ 1.11	0.08	0.03
30		\$ 1.55	\$ 1.02	\$ 1.48	\$ 1.00	0.07	0.03
32		\$ 1.75	\$ 1.15	\$ 1.32	\$ 0.89	0.43	0.27
MC		\$ 3.11	\$ 2.05	\$ 3.13	\$ 2.11	-0.02	-0.06
CURRENCY (US \$/A \$)			\$ 0.6601		\$ 0.6740		-0.0139



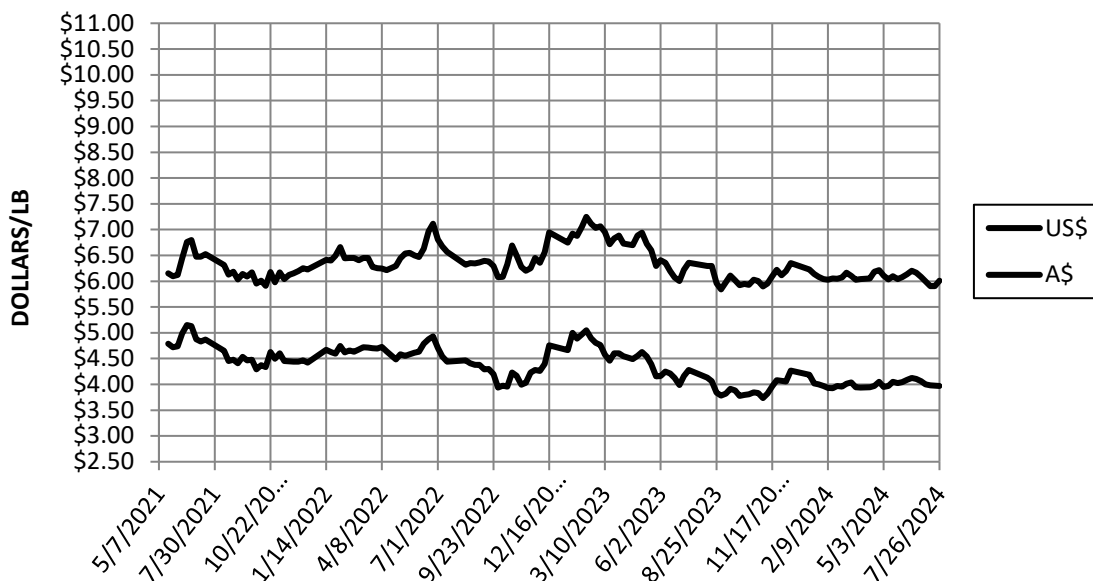
Information source: Wooltrak, Australian Wool Exchange, Weekly Market Review

WEEK ENDING
JULY 26, 2024

MARKET INDICATOR CHANGES US \$/LB. Clean on floor

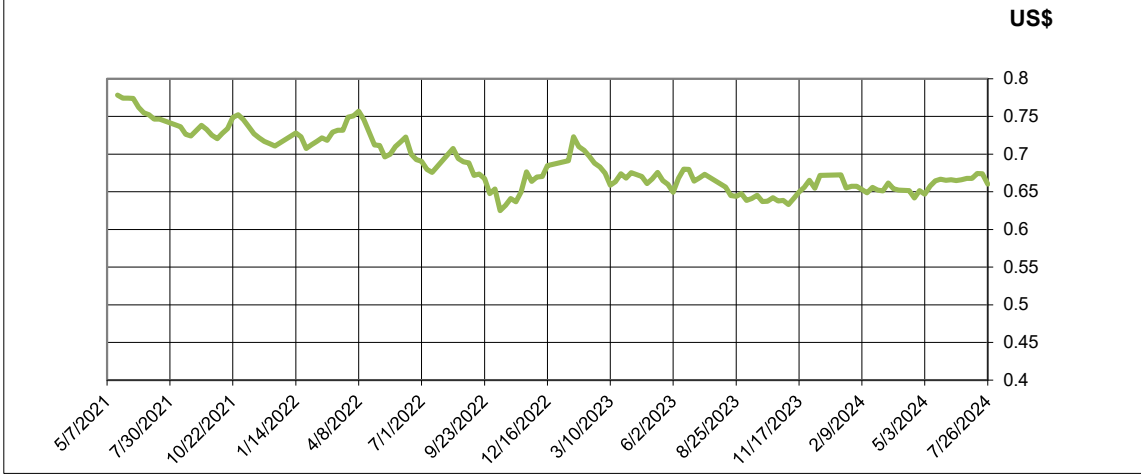
CATEGORY	7/26/2024		7/19/2024		Change	
	A\$	US\$	A\$	US\$	A\$	US\$
EASTERN MI	\$ 5.10	\$ 3.37	\$ 5.02	\$ 3.38	0.08	-0.02
Micron						
17	\$ 7.63	\$ 5.04	\$ 7.30	\$ 4.92	0.33	0.12
18	\$ 6.70	\$ 4.42	\$ 6.61	\$ 4.46	0.09	-0.03
19	\$ 6.23	\$ 4.11	\$ 6.21	\$ 4.19	0.02	-0.07
20	\$ 6.01	\$ 3.97	\$ 5.90	\$ 3.98	0.11	-0.01
21	\$ 5.89	\$ 3.89	\$ 5.82	\$ 3.93	0.07	-0.03
22	\$ 5.84	\$ 3.85	\$ 5.81	\$ 3.92	0.03	-0.06
23	\$ 5.93	\$ 3.91	\$ 5.79	\$ 3.90	0.14	0.01
24	\$ 4.86	\$ 3.21	\$ 4.86	\$ 3.28	0.00	-0.07
25	\$ 3.26	\$ 2.15	\$ 3.01	\$ 2.03	0.24	0.12
26	\$ 2.59	\$ 1.71	\$ 2.50	\$ 1.68	0.10	0.03
28	\$ 1.74	\$ 1.15	\$ 1.65	\$ 1.11	0.08	0.03
30	\$ 1.55	\$ 1.02	\$ 1.48	\$ 1.00	0.07	0.03
32	\$ 1.75	\$ 1.15	\$ 1.32	\$ 0.89	0.43	0.27
MC	\$ 3.11	\$ 2.05	\$ 3.13	\$ 2.11	-0.02	-0.06
CURRENCY (US \$/A \$)		\$ 0.6601		\$ 0.6740		-0.0139

20 MICRON MARKET INDICATOR

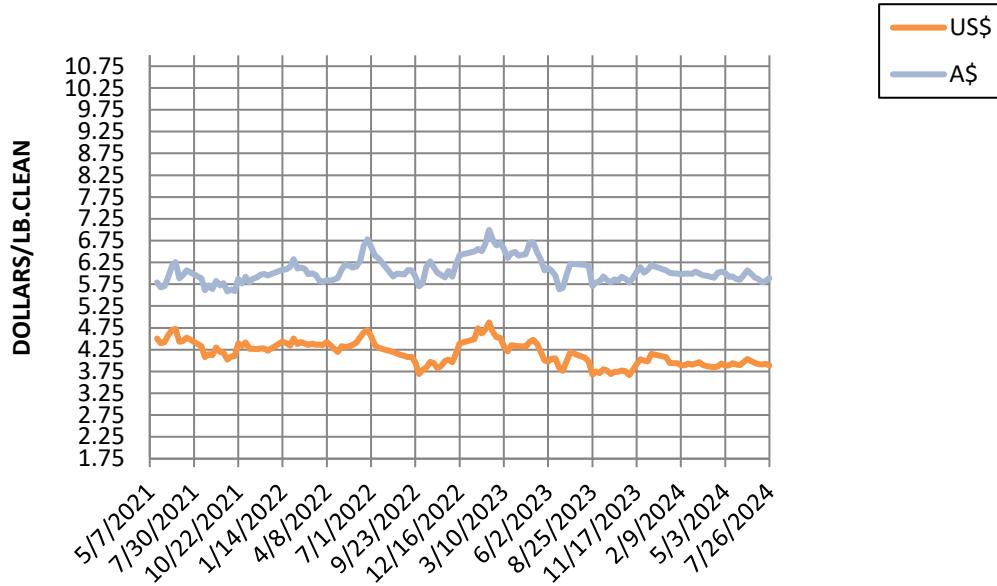


Information source: Wooltrak, Australian Wool Exchange, Weekly Market Review

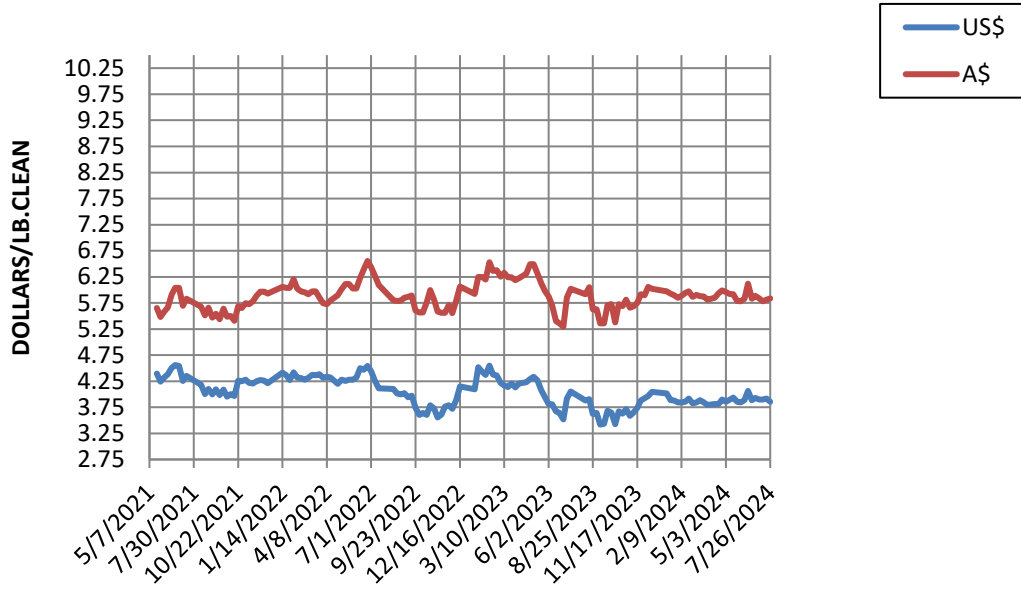
CURRENCY RATE (US\$:A\$)



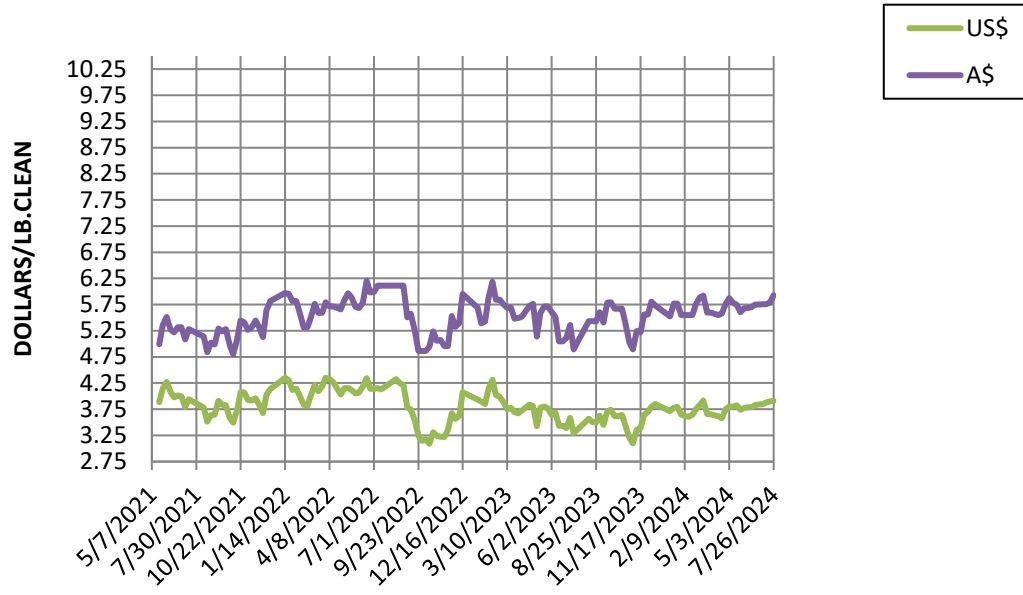
21 MICRON MARKET INDICATOR A\$ vs US\$



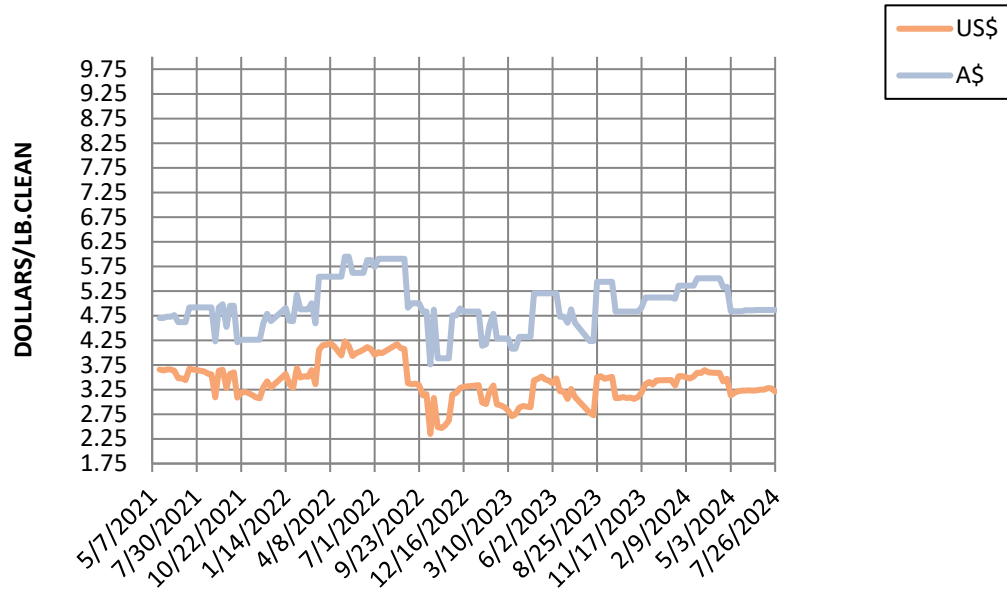
22 MICRON MARKET INDICATOR A\$ vs US\$



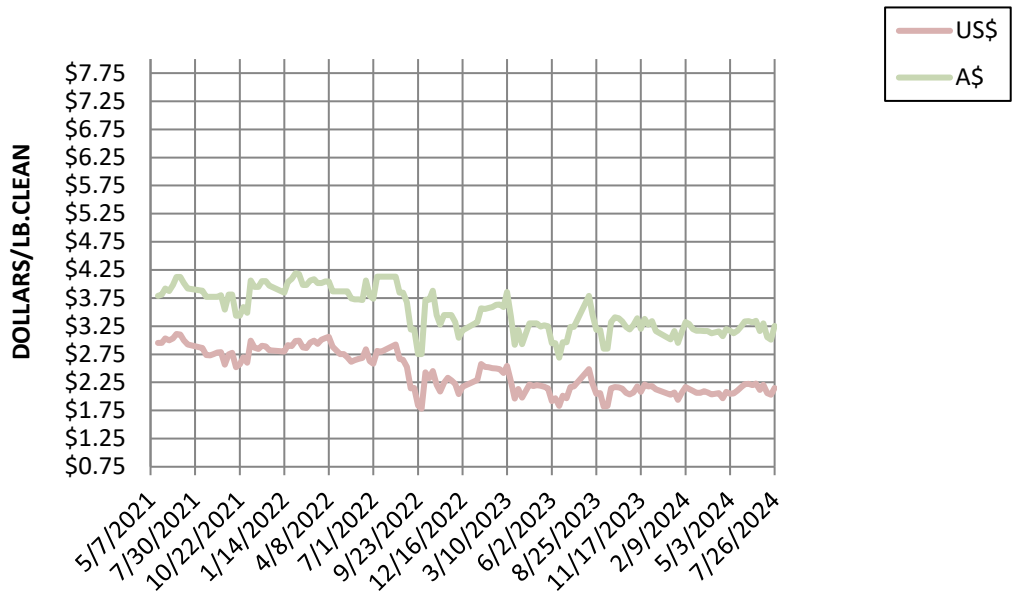
23 MICRON MARKET INDICATOR A\$ vs US\$



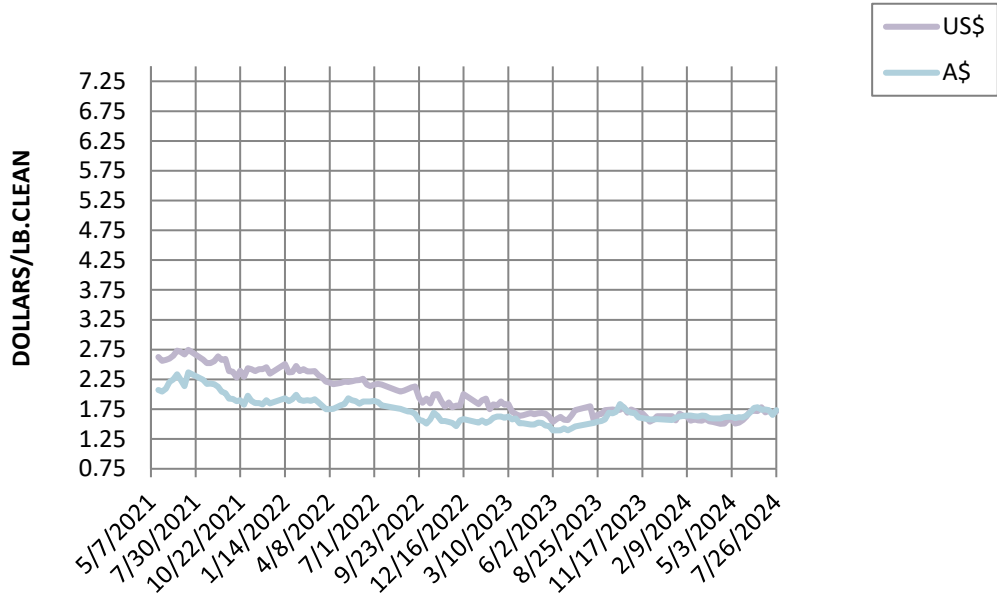
24 MICRON MARKET INDICATOR A\$ vs US\$



25 MICRON MARKET INDICATOR A\$ vs US\$

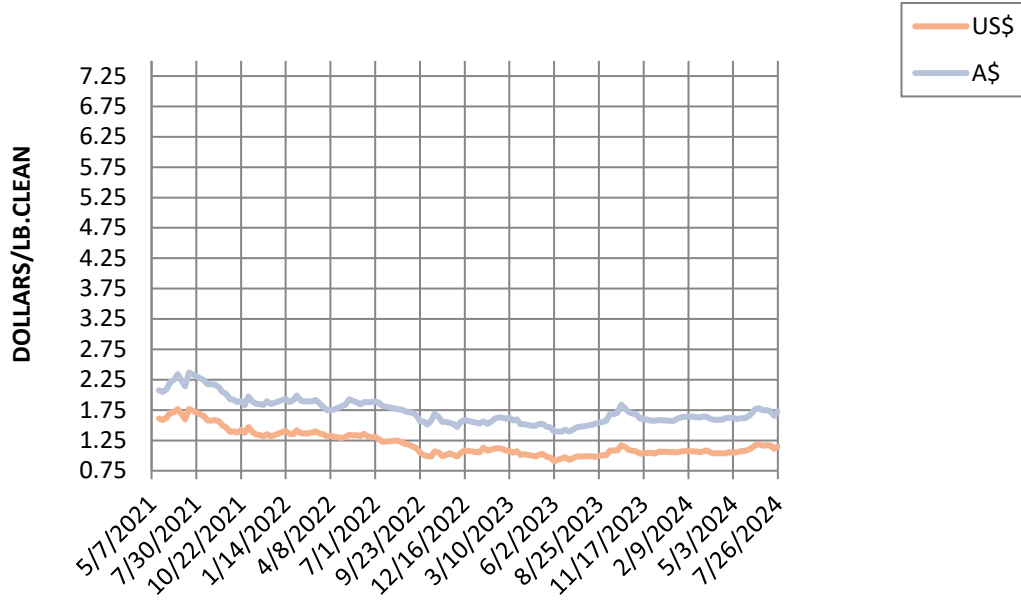


26 MICRON MARKET INDICATOR A\$ vs US\$



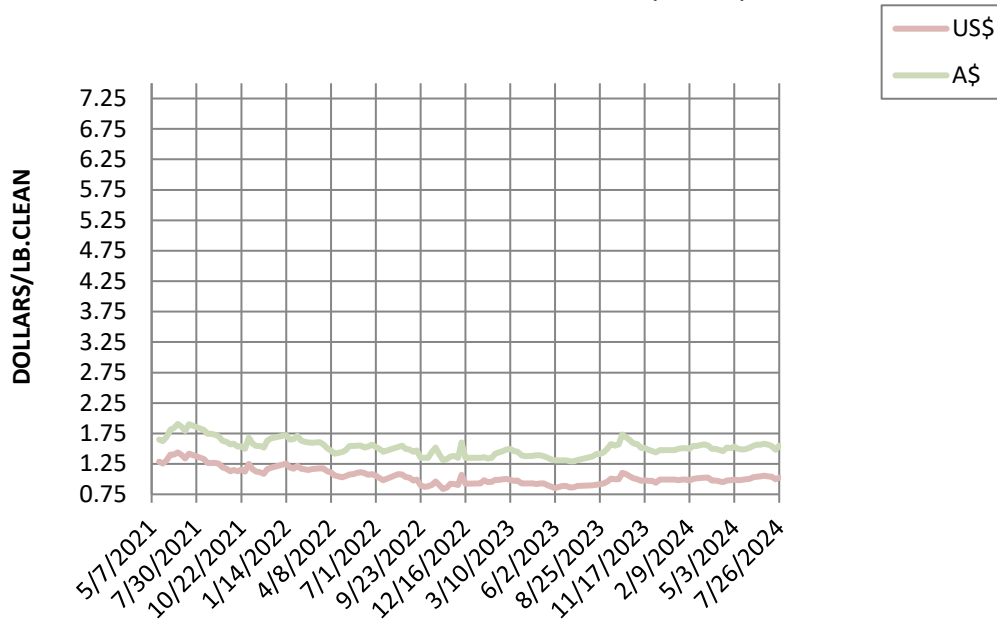
28 MICRON MARKET INDICATOR

A\$ vs US\$



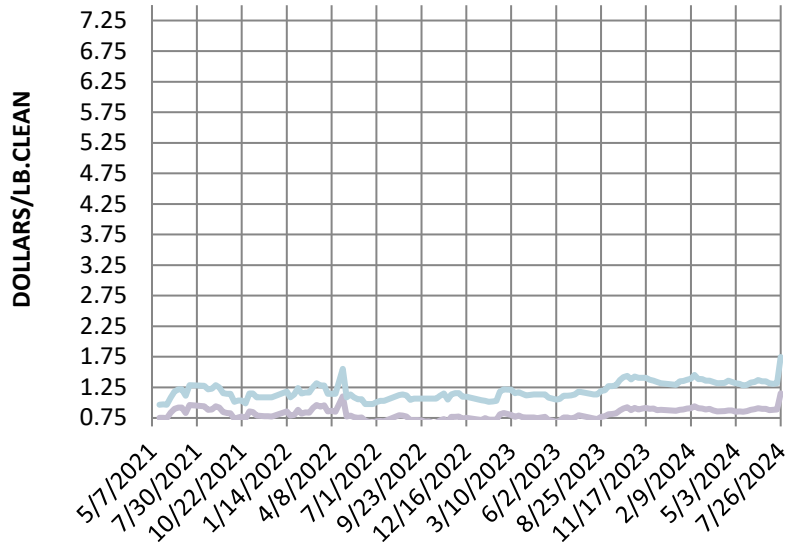
30 MICRON MARKET INDICATOR

A\$ vs US\$



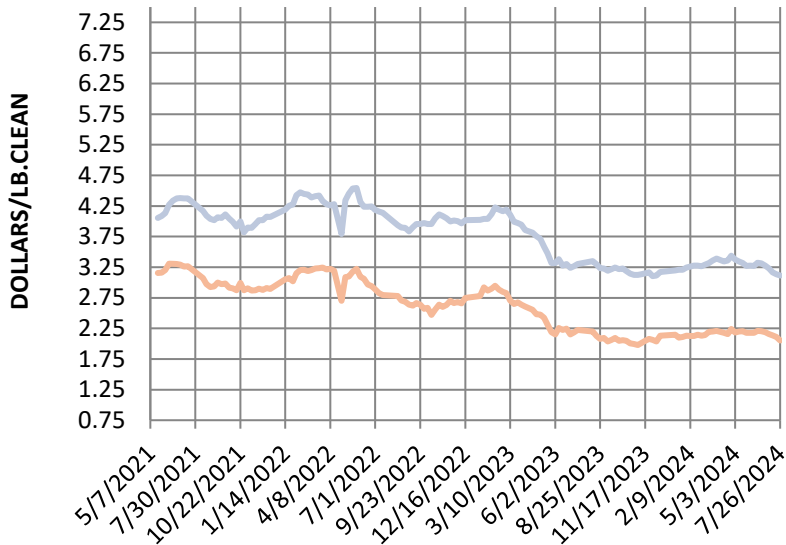
32 MICRON MARKET INDICATOR

A\$ vs US\$

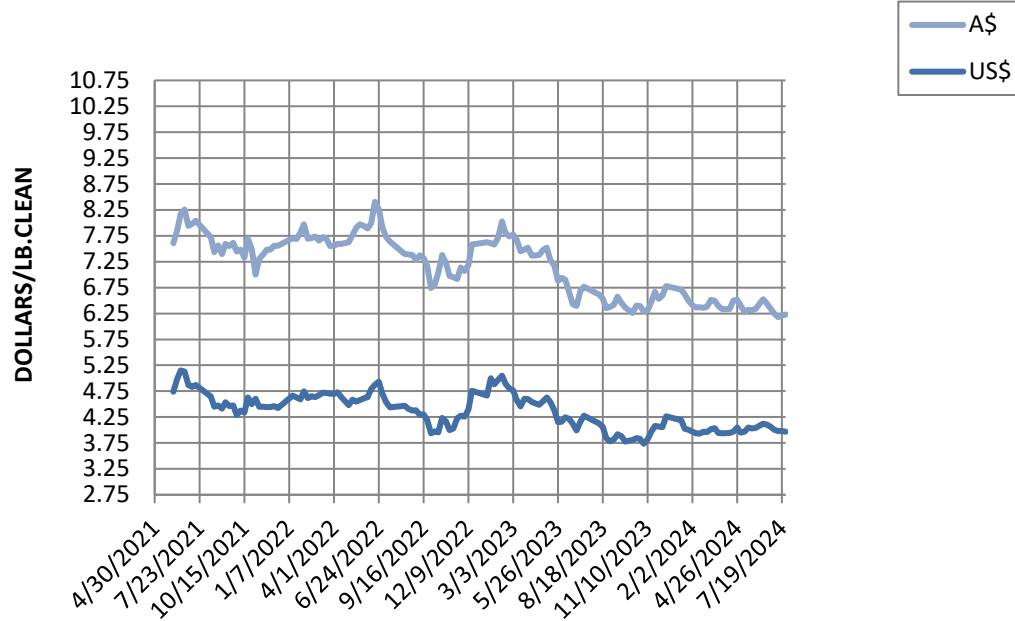


MC MICRON MARKET INDICATOR

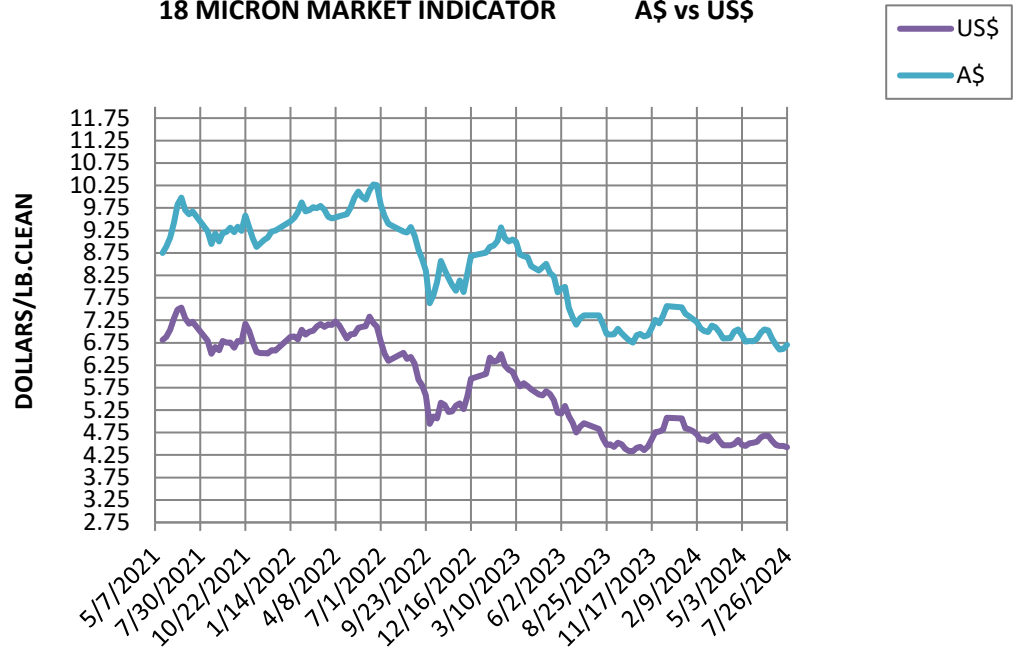
A\$ vs US\$



19 MICRON MARKET INDICATOR A\$ vs US\$



18 MICRON MARKET INDICATOR A\$ vs US\$



17 MICRON MARKET INDICATOR

A\$ vs US\$

