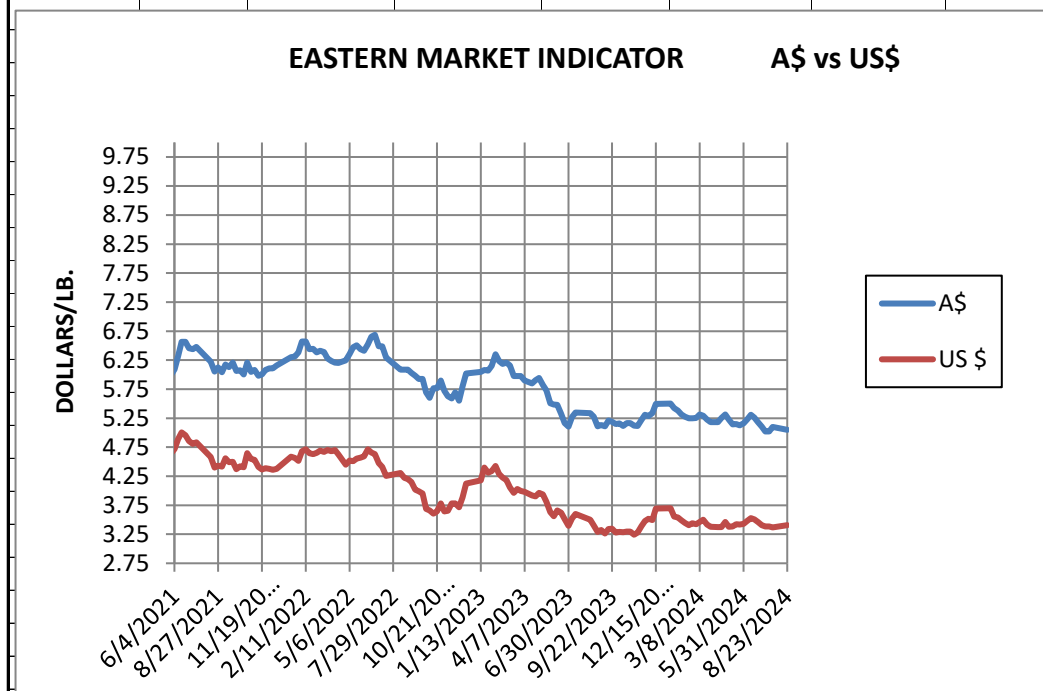


WEEK ENDING  
AUGUST 23, 2024

<b>ASI Conversion Table -- AWEX Prices to USD Per Pound</b>							
<b>MARKET INDICATOR CHANGE</b>		<b>US \$/LB.</b>		<b>Clean on floor</b>			
<b>CATEGORY</b>		<b>8/23/2024</b>		<b>7/26/2024</b>		<b>Change</b>	
		<b>A\$</b>	<b>US\$</b>	<b>A\$</b>	<b>US\$</b>	<b>A\$</b>	<b>US\$</b>
<b>EASTERN MI</b>		\$ 5.05	\$ 3.41	\$ 5.10	\$ 3.37	-0.05	0.04
<b>Micron</b>							
17		\$ 7.47	\$ 5.04	\$ 7.63	\$ 5.04	-0.16	0.01
18		\$ 6.66	\$ 4.49	\$ 6.70	\$ 4.42	-0.05	0.07
19		\$ 6.21	\$ 4.19	\$ 6.23	\$ 4.11	-0.02	0.08
20		\$ 5.96	\$ 4.02	\$ 6.01	\$ 3.97	-0.05	0.05
21		\$ 5.86	\$ 3.95	\$ 5.89	\$ 3.89	-0.04	0.06
22		\$ 5.81	\$ 3.92	\$ 5.84	\$ 3.85	-0.03	0.07
23		\$ 5.75	\$ 3.88	\$ 5.93	\$ 3.91	-0.18	-0.03
24		\$ 4.54	\$ 3.06	\$ 4.86	\$ 3.21	-0.33	-0.15
25		\$ 2.96	\$ 2.00	\$ 3.26	\$ 2.15	-0.29	-0.15
26		\$ 2.61	\$ 1.76	\$ 2.59	\$ 1.71	0.01	0.05
28		\$ 1.70	\$ 1.15	\$ 1.74	\$ 1.15	-0.03	0.00
30		\$ 1.58	\$ 1.07	\$ 1.55	\$ 1.02	0.03	0.04
32		\$ 1.27	\$ 0.86	\$ 1.75	\$ 1.15	-0.48	-0.30
<b>MC</b>		\$ 3.07	\$ 2.07	\$ 3.11	\$ 2.05	-0.04	0.02
<b>CURRENCY (US \$/A \$)</b>			\$ 0.6749		\$ 0.6601		0.0148



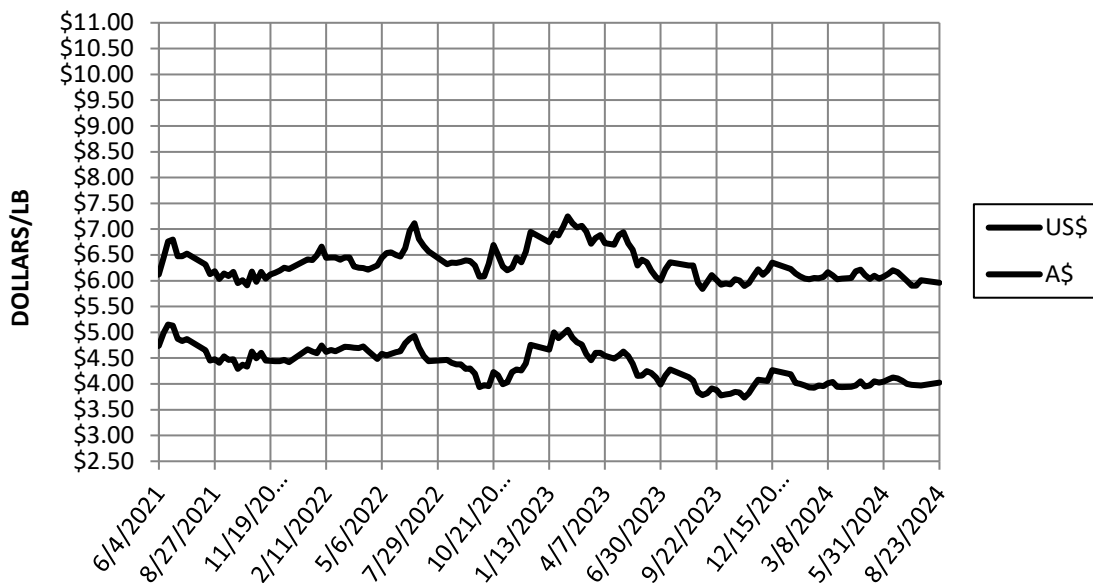
Information source: Wooltrak, Australian Wool Exchange, Weekly Market Review

WEEK ENDING  
JULY 26, 2024

**MARKET INDICATOR CHANGES** US \$/LB. Clean on floor

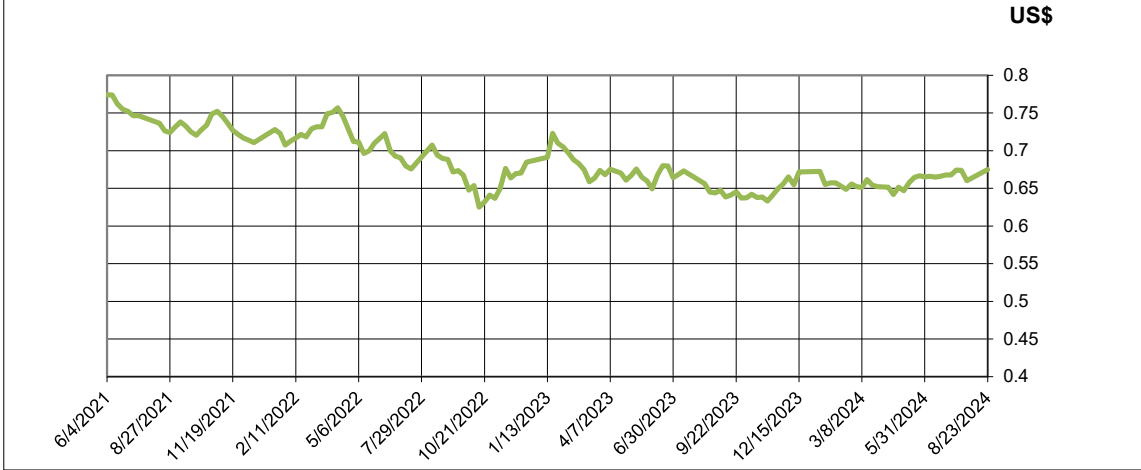
CATEGORY	8/23/2024		7/26/2024		Change	
	A\$	US\$	A\$	US\$	A\$	US\$
EASTERN MI	\$ 5.05	\$ 3.41	\$ 5.10	\$ 3.37	-0.05	0.04
Micron						
17	\$ 7.47	\$ 5.04	\$ 7.63	\$ 5.04	-0.16	0.01
18	\$ 6.66	\$ 4.49	\$ 6.70	\$ 4.42	-0.05	0.07
19	\$ 6.21	\$ 4.19	\$ 6.23	\$ 4.11	-0.02	0.08
20	\$ 5.96	\$ 4.02	\$ 6.01	\$ 3.97	-0.05	0.05
21	\$ 5.86	\$ 3.95	\$ 5.89	\$ 3.89	-0.04	0.06
22	\$ 5.81	\$ 3.92	\$ 5.84	\$ 3.85	-0.03	0.07
23	\$ 5.75	\$ 3.88	\$ 5.93	\$ 3.91	-0.18	-0.03
24	\$ 4.54	\$ 3.06	\$ 4.86	\$ 3.21	-0.33	-0.15
25	\$ 2.96	\$ 2.00	\$ 3.26	\$ 2.15	-0.29	-0.15
26	\$ 2.61	\$ 1.76	\$ 2.59	\$ 1.71	0.01	0.05
28	\$ 1.70	\$ 1.15	\$ 1.74	\$ 1.15	-0.03	0.00
30	\$ 1.58	\$ 1.07	\$ 1.55	\$ 1.02	0.03	0.04
32	\$ 1.27	\$ 0.86	\$ 1.75	\$ 1.15	-0.48	-0.30
MC	\$ 3.07	\$ 2.07	\$ 3.11	\$ 2.05	-0.04	0.02
CURRENCY (US \$/A \$)		\$ 0.6749		\$ 0.6601		0.0148

**20 MICRON MARKET INDICATOR**

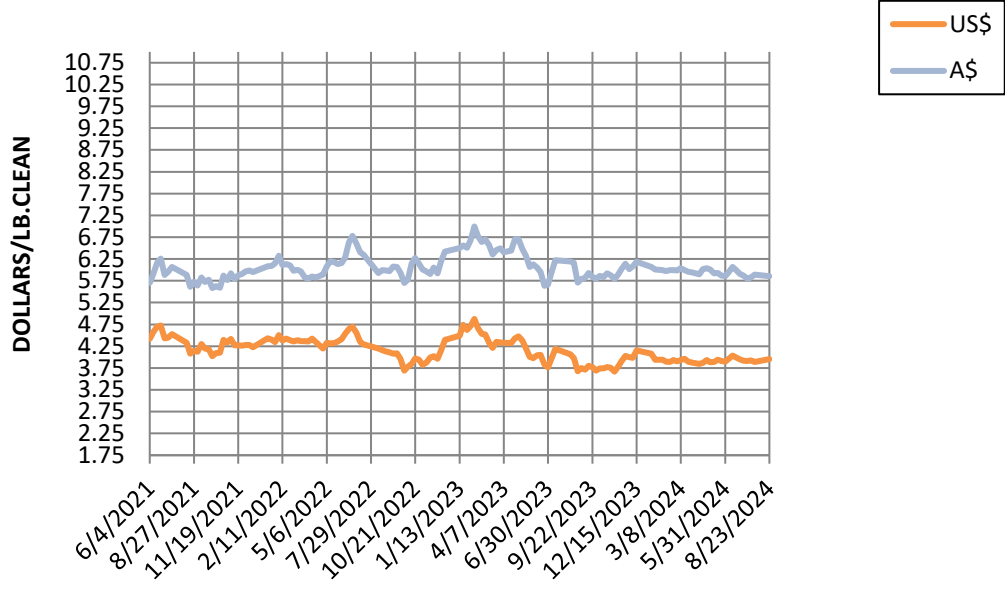


Information source: Wooltrak, Australian Wool Exchange, Weekly Market Review

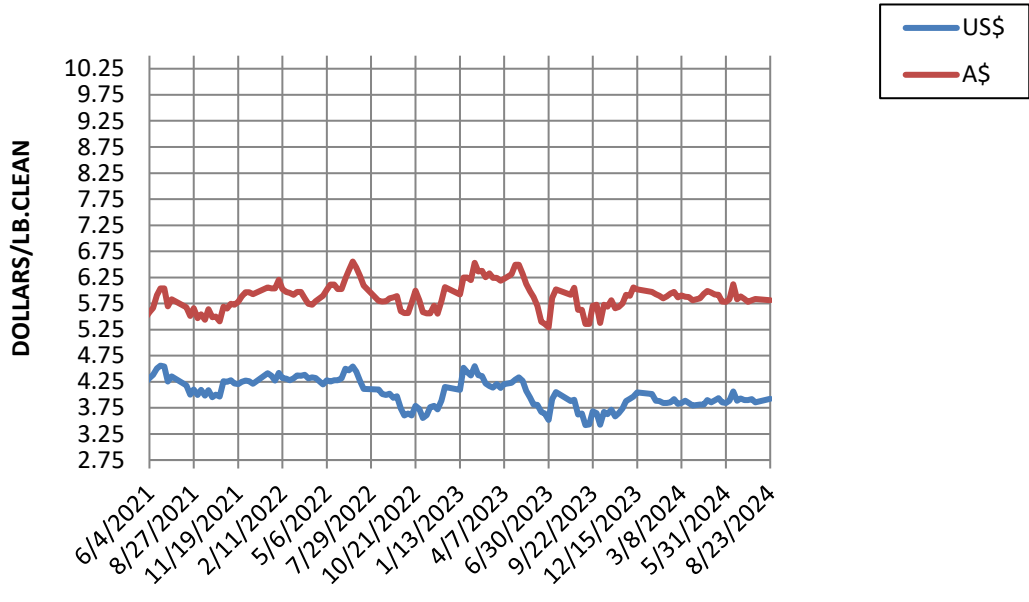
### CURRENCY RATE (US\$:A\$)



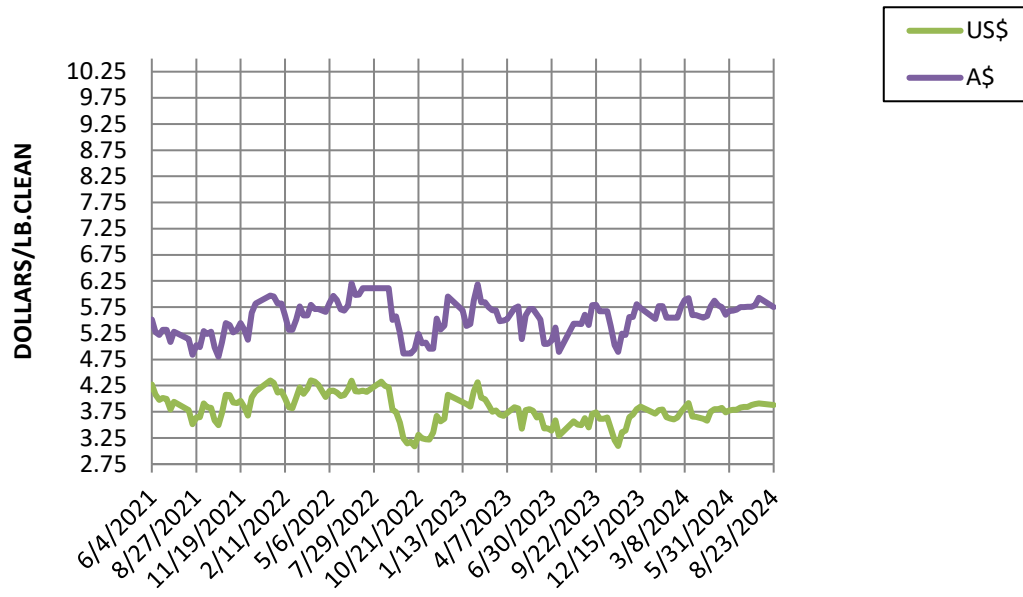
### 21 MICRON MARKET INDICATOR A\$ vs US\$



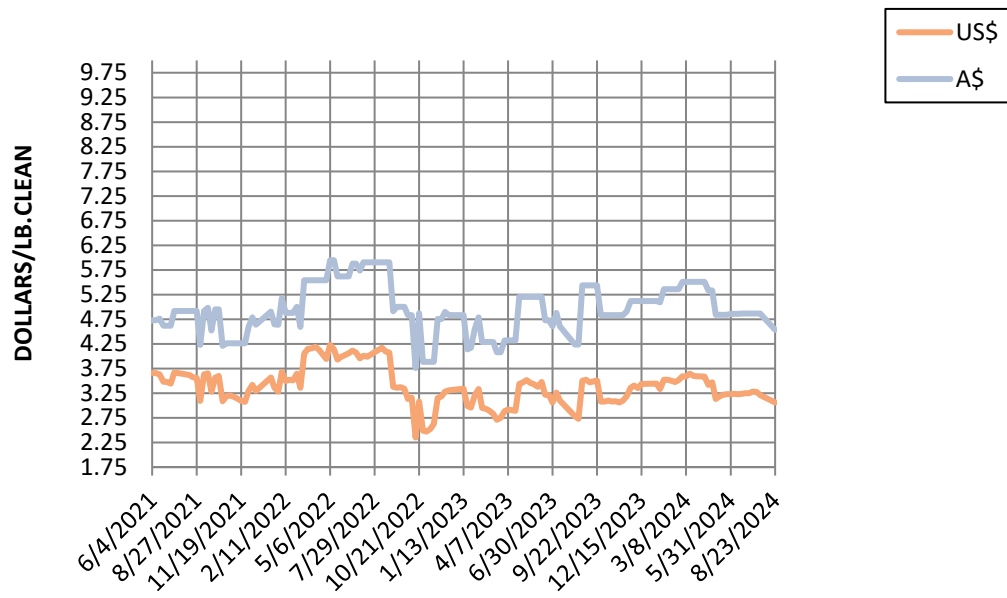
### 22 MICRON MARKET INDICATOR A\$ vs US\$



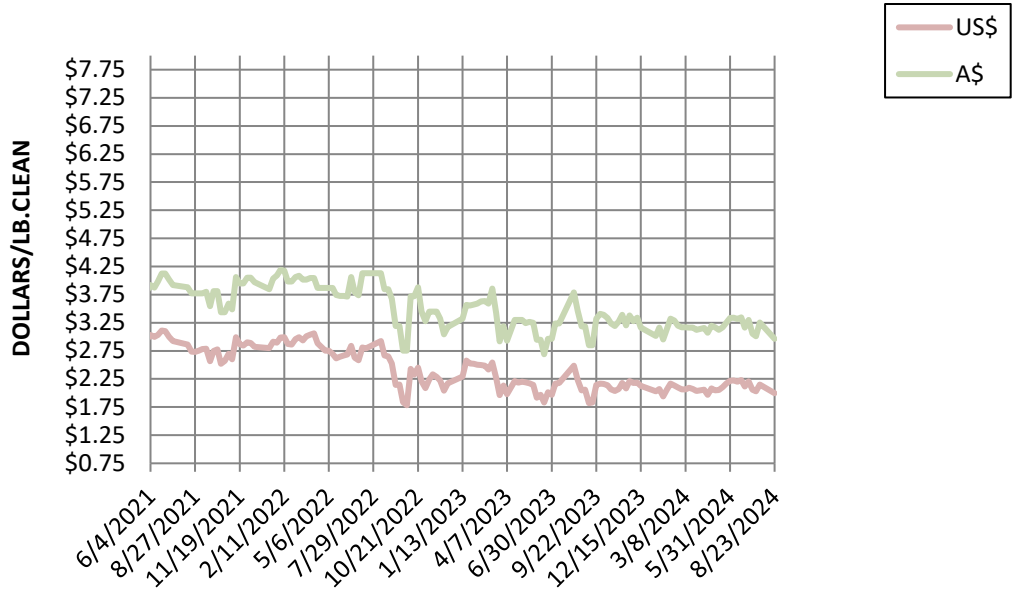
23 MICRON MARKET INDICATOR A\$ vs US\$



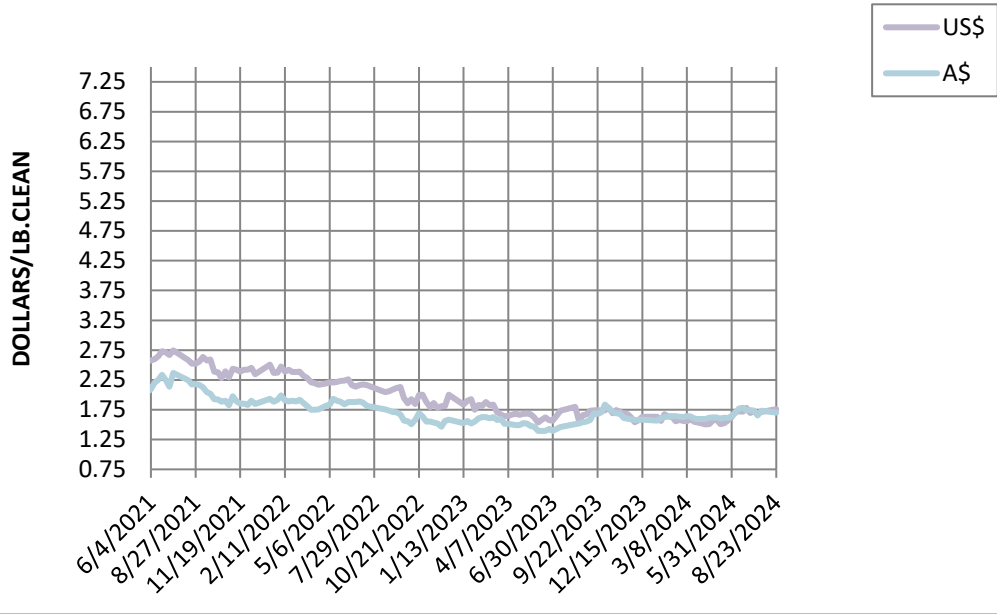
24 MICRON MARKET INDICATOR A\$ vs US\$



**25 MICRON MARKET INDICATOR A\$ vs US\$**

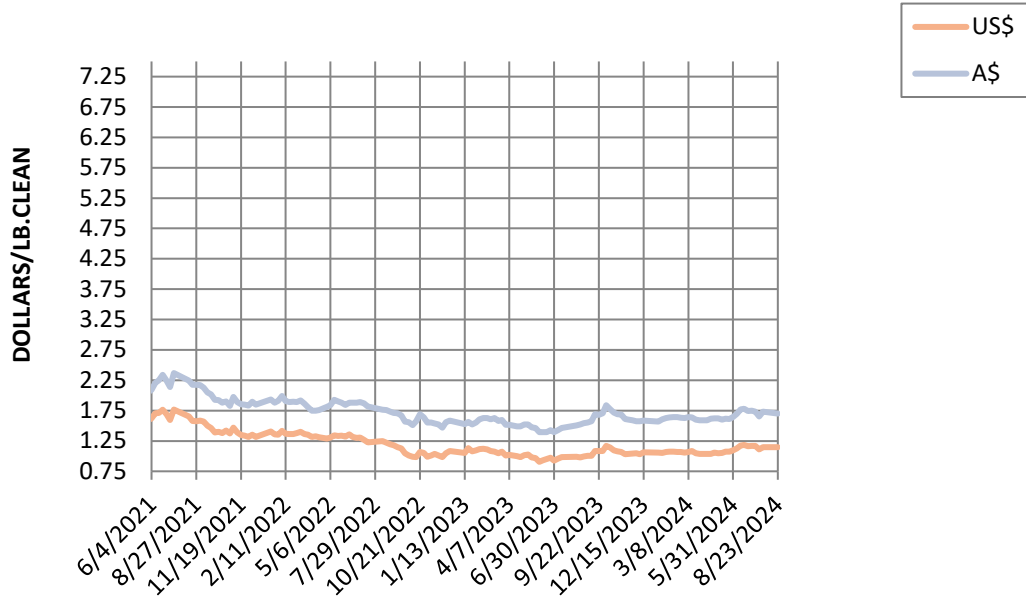


**26 MICRON MARKET INDICATOR A\$ vs US\$**



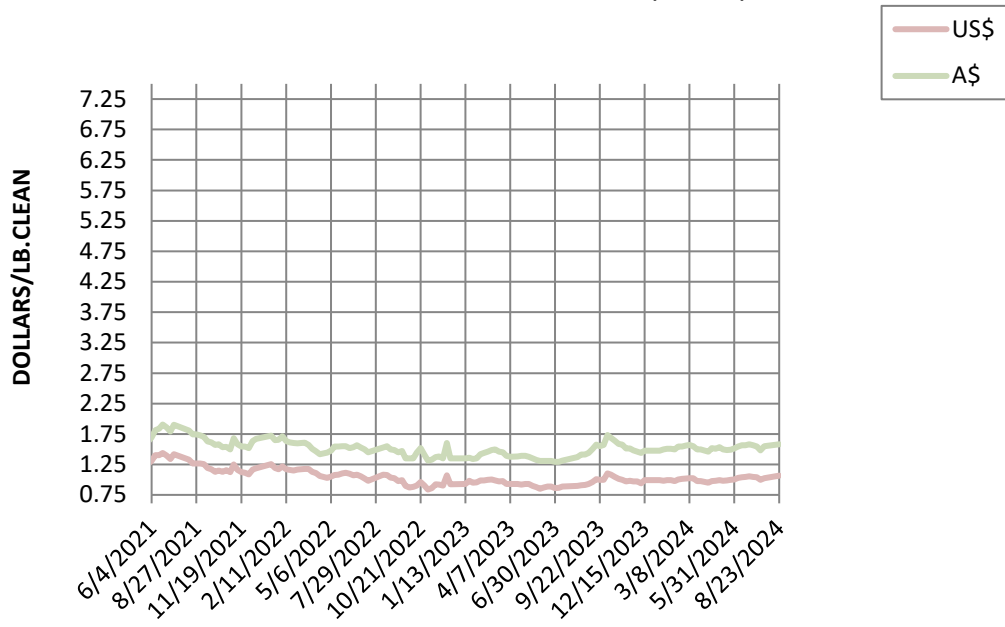
### 28 MICRON MARKET INDICATOR

### A\$ vs US\$



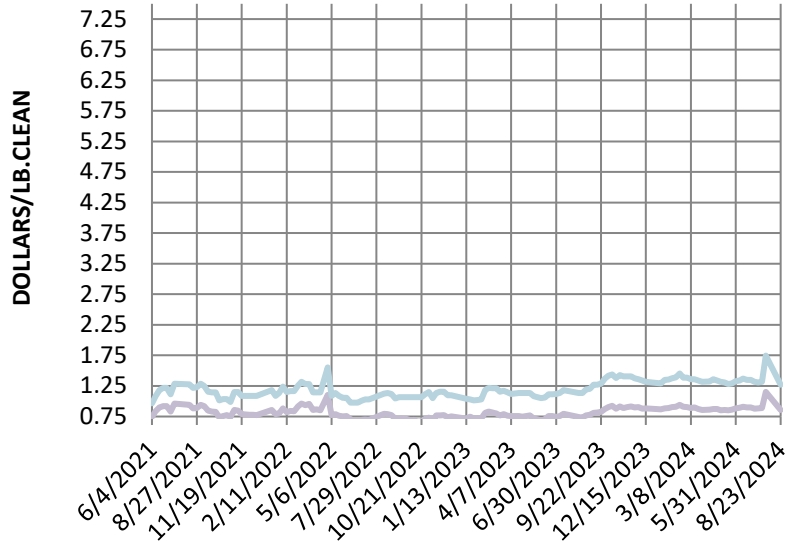
### 30 MICRON MARKET INDICATOR

### A\$ vs US\$



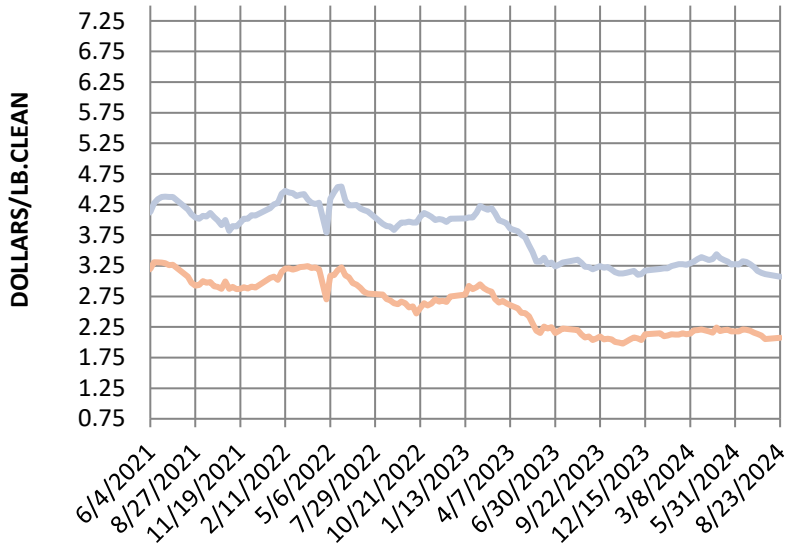
### 32 MICRON MARKET INDICATOR

A\$ vs US\$



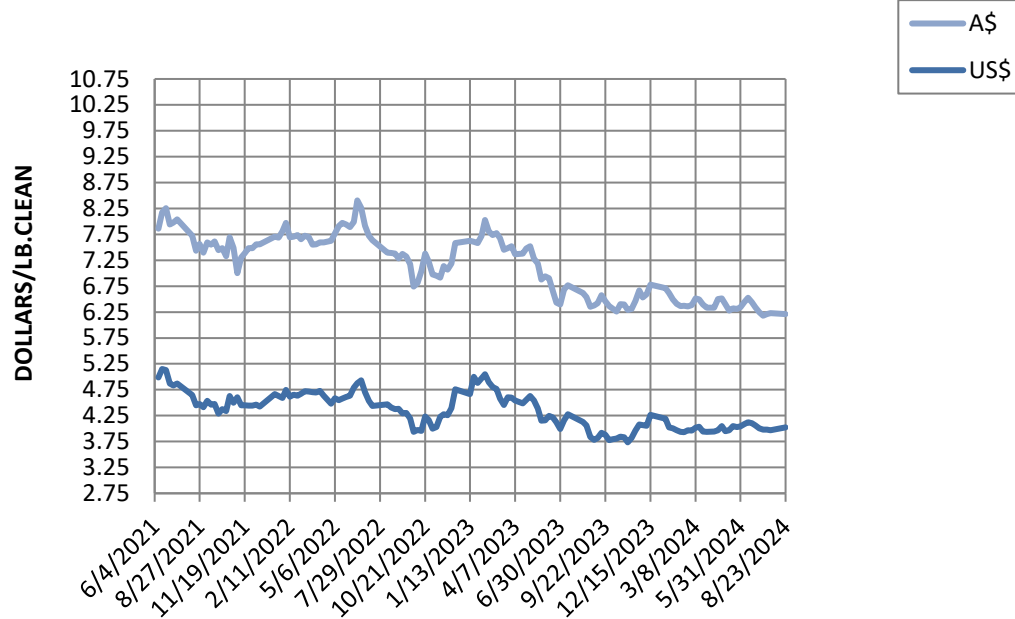
### MC MICRON MARKET INDICATOR

A\$ vs US\$

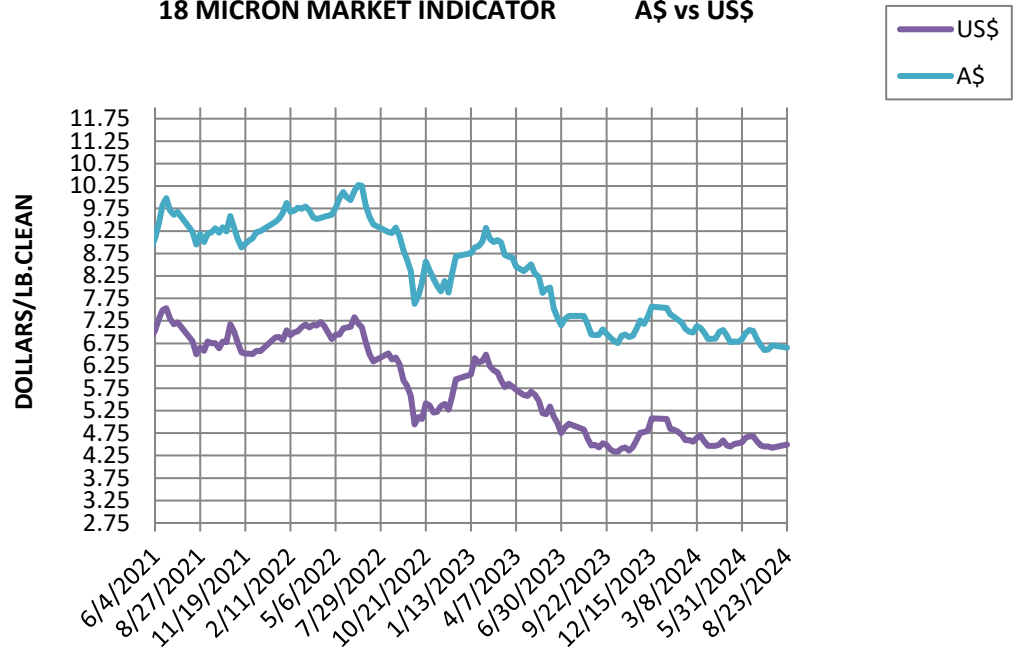




**19 MICRON MARKET INDICATOR A\$ vs US\$**



**18 MICRON MARKET INDICATOR A\$ vs US\$**



17 MICRON MARKET INDICATOR

A\$ vs US\$

