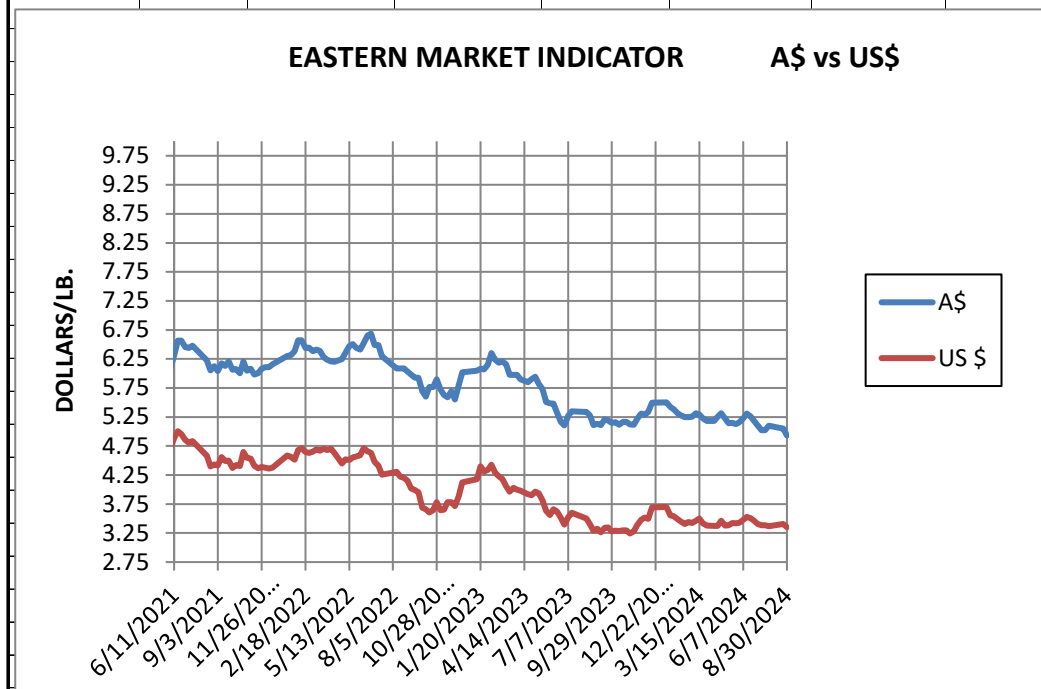


WEEK ENDING
AUGUST 30, 2024

ASI Conversion Table -- AWEX Prices to USD Per Pound							
MARKET INDICATOR CHANGE		US \$/LB.		Clean on floor			
CATEGORY		8/30/2024		8/23/2024		Change	
		A\$	US\$	A\$	US\$	A\$	US\$
EASTERN MI		\$ 4.93	\$ 3.35	\$ 5.05	\$ 3.41	-0.12	-0.06
Micron							
17		\$ 7.34	\$ 4.99	\$ 7.47	\$ 5.04	-0.13	-0.05
18		\$ 6.48	\$ 4.40	\$ 6.66	\$ 4.49	-0.18	-0.09
19		\$ 6.02	\$ 4.09	\$ 6.21	\$ 4.19	-0.19	-0.10
20		\$ 5.83	\$ 3.96	\$ 5.96	\$ 4.02	-0.13	-0.06
21		\$ 5.70	\$ 3.88	\$ 5.86	\$ 3.95	-0.15	-0.08
22		\$ 5.67	\$ 3.86	\$ 5.81	\$ 3.92	-0.14	-0.06
23		\$ 5.50	\$ 3.74	\$ 5.75	\$ 3.88	-0.25	-0.14
24		\$ 4.54	\$ 3.08	\$ 4.54	\$ 3.06	0.00	0.02
25		\$ 3.02	\$ 2.05	\$ 2.96	\$ 2.00	0.05	0.05
26		\$ 2.56	\$ 1.74	\$ 2.61	\$ 1.76	-0.05	-0.02
28		\$ 1.69	\$ 1.15	\$ 1.70	\$ 1.15	-0.01	0.00
30		\$ 1.53	\$ 1.04	\$ 1.58	\$ 1.07	-0.05	-0.02
32		\$ 1.26	\$ 0.85	\$ 1.27	\$ 0.86	-0.01	0.00
MC		\$ 3.04	\$ 2.06	\$ 3.07	\$ 2.07	-0.03	-0.01
CURRENCY (US \$/A \$)			\$ 0.6798		\$ 0.6749		0.0049



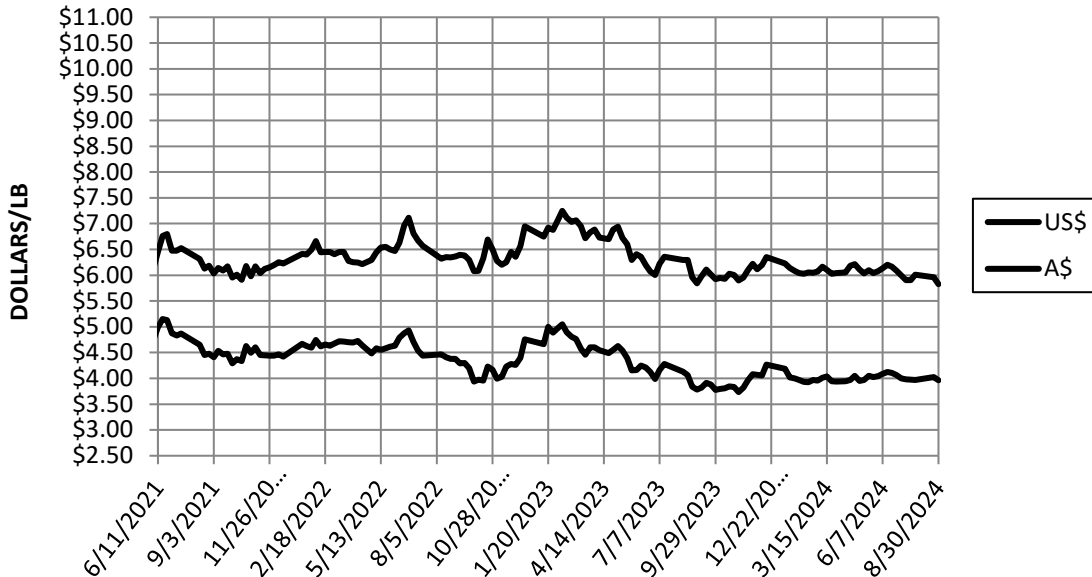
Information source: Wooltrak, Australian Wool Exchange, Weekly Market Review

WEEK ENDING
AUGUST 30, 2024

MARKET INDICATOR CHANGES US \$/LB. Clean on floor

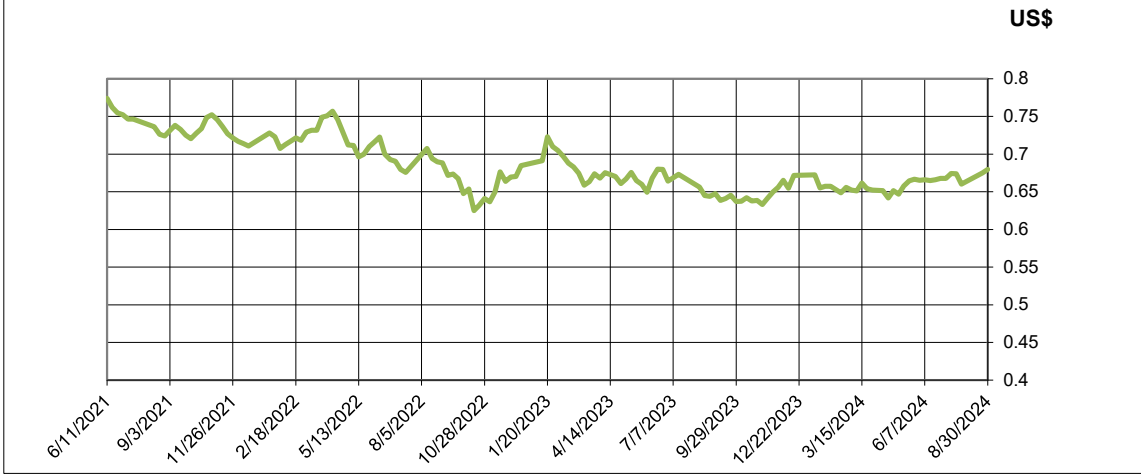
CATEGORY	8/30/2024		8/23/2024		Change	
	A\$	US\$	A\$	US\$	A\$	US\$
EASTERN MI	\$ 4.93	\$ 3.35	\$ 5.05	\$ 3.41	-0.12	-0.06
Micron						
17	\$ 7.34	\$ 4.99	\$ 7.47	\$ 5.04	-0.13	-0.05
18	\$ 6.48	\$ 4.40	\$ 6.66	\$ 4.49	-0.18	-0.09
19	\$ 6.02	\$ 4.09	\$ 6.21	\$ 4.19	-0.19	-0.10
20	\$ 5.83	\$ 3.96	\$ 5.96	\$ 4.02	-0.13	-0.06
21	\$ 5.70	\$ 3.88	\$ 5.86	\$ 3.95	-0.15	-0.08
22	\$ 5.67	\$ 3.86	\$ 5.81	\$ 3.92	-0.14	-0.06
23	\$ 5.50	\$ 3.74	\$ 5.75	\$ 3.88	-0.25	-0.14
24	\$ 4.54	\$ 3.08	\$ 4.54	\$ 3.06	0.00	0.02
25	\$ 3.02	\$ 2.05	\$ 2.96	\$ 2.00	0.05	0.05
26	\$ 2.56	\$ 1.74	\$ 2.61	\$ 1.76	-0.05	-0.02
28	\$ 1.69	\$ 1.15	\$ 1.70	\$ 1.15	-0.01	0.00
30	\$ 1.53	\$ 1.04	\$ 1.58	\$ 1.07	-0.05	-0.02
32	\$ 1.26	\$ 0.85	\$ 1.27	\$ 0.86	-0.01	0.00
MC	\$ 3.04	\$ 2.06	\$ 3.07	\$ 2.07	-0.03	-0.01
CURRENCY (US \$/A \$)		\$ 0.6798		\$ 0.6749		0.0049

20 MICRON MARKET INDICATOR

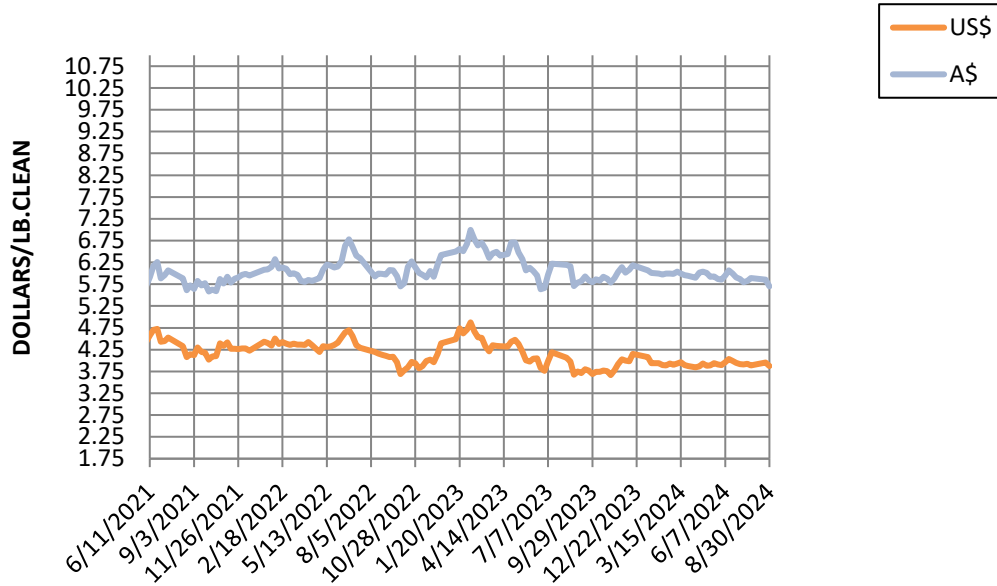


Information source: Wooltrak, Australian Wool Exchange, Weekly Market Review

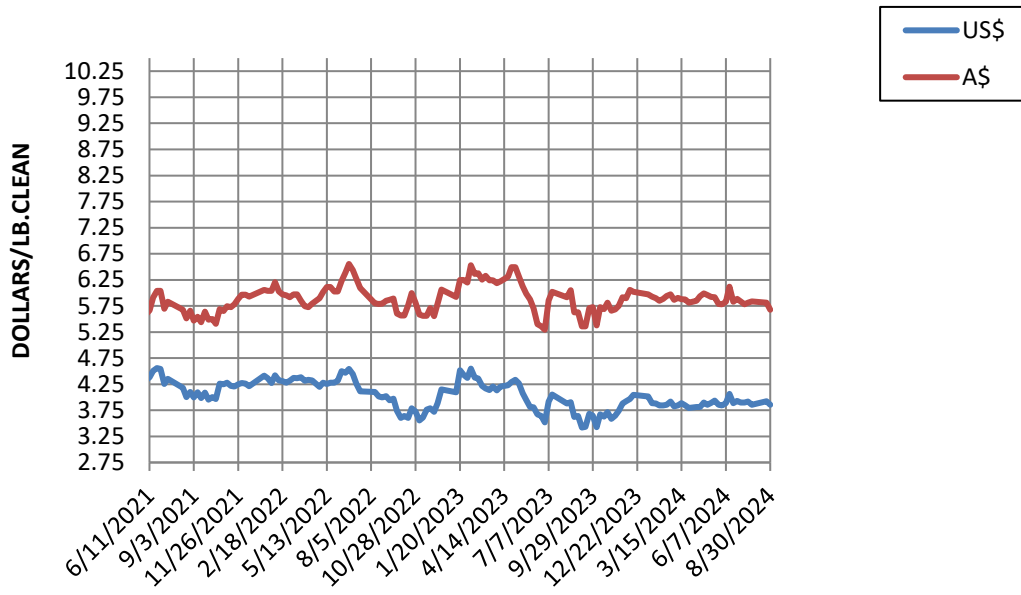
CURRENCY RATE (US\$:A\$)



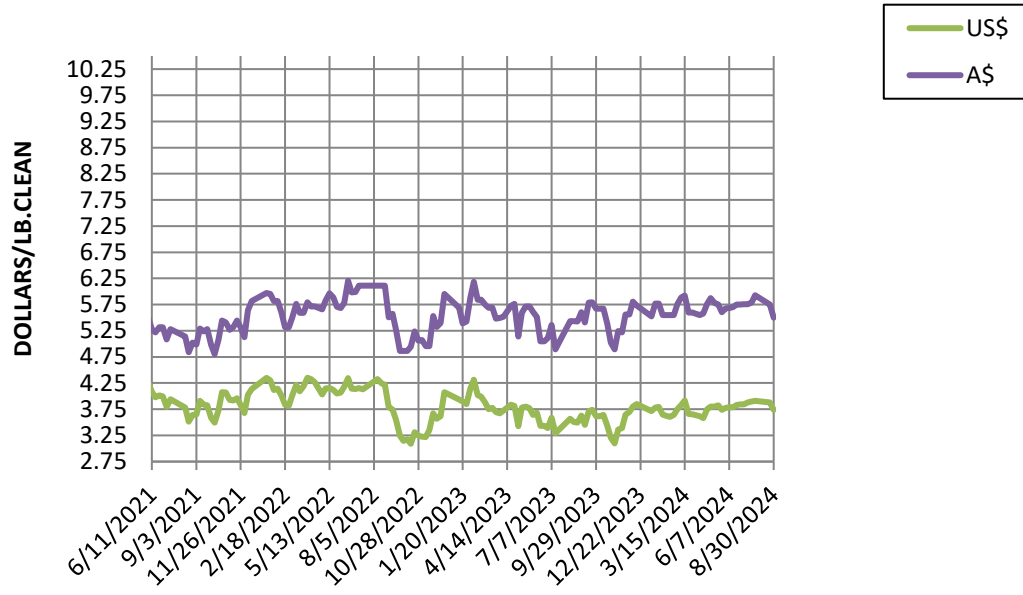
21 MICRON MARKET INDICATOR A\$ vs US\$



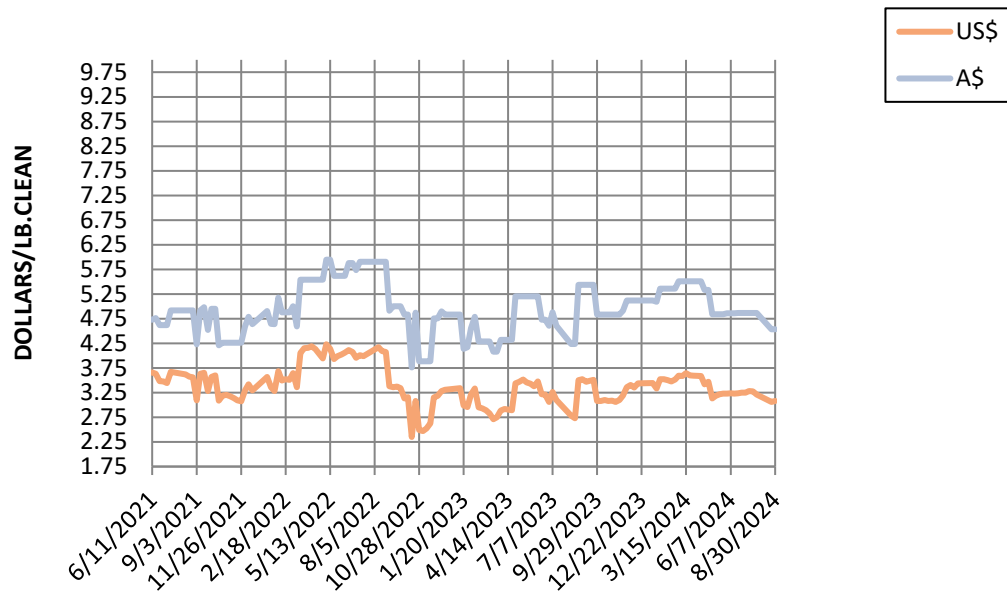
22 MICRON MARKET INDICATOR A\$ vs US\$



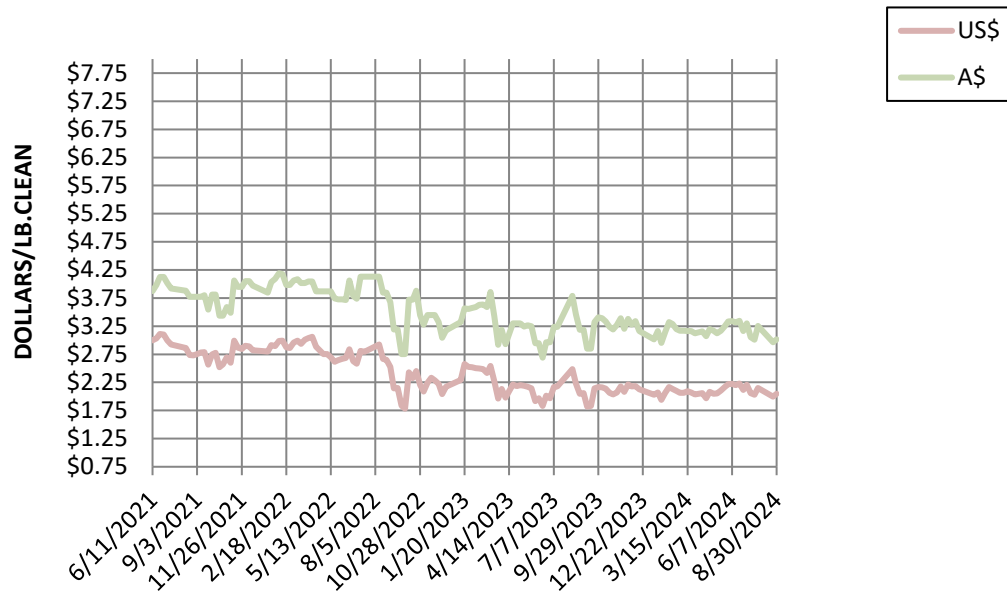
23 MICRON MARKET INDICATOR A\$ vs US\$



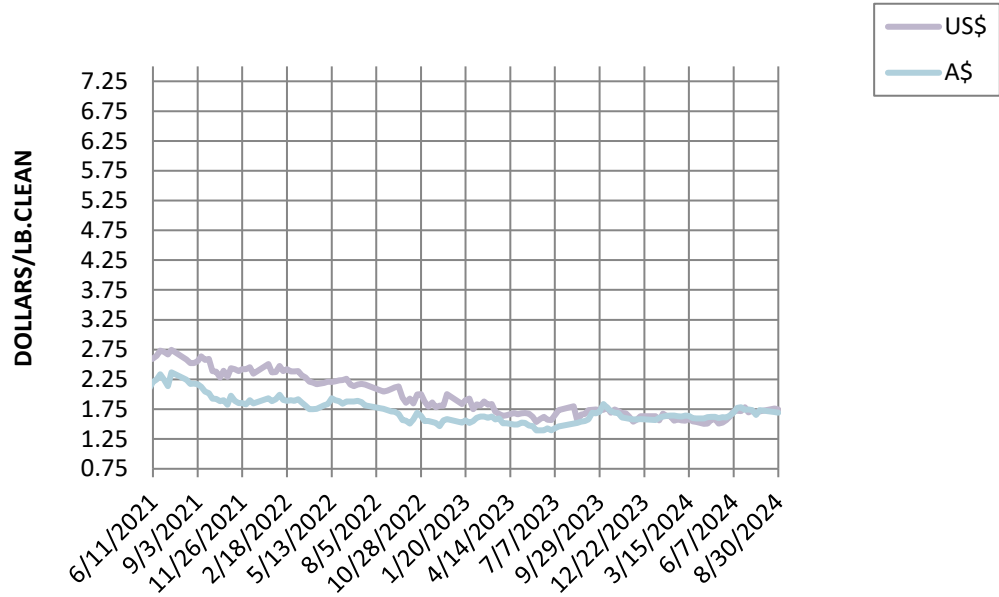
24 MICRON MARKET INDICATOR A\$ vs US\$



25 MICRON MARKET INDICATOR A\$ vs US\$

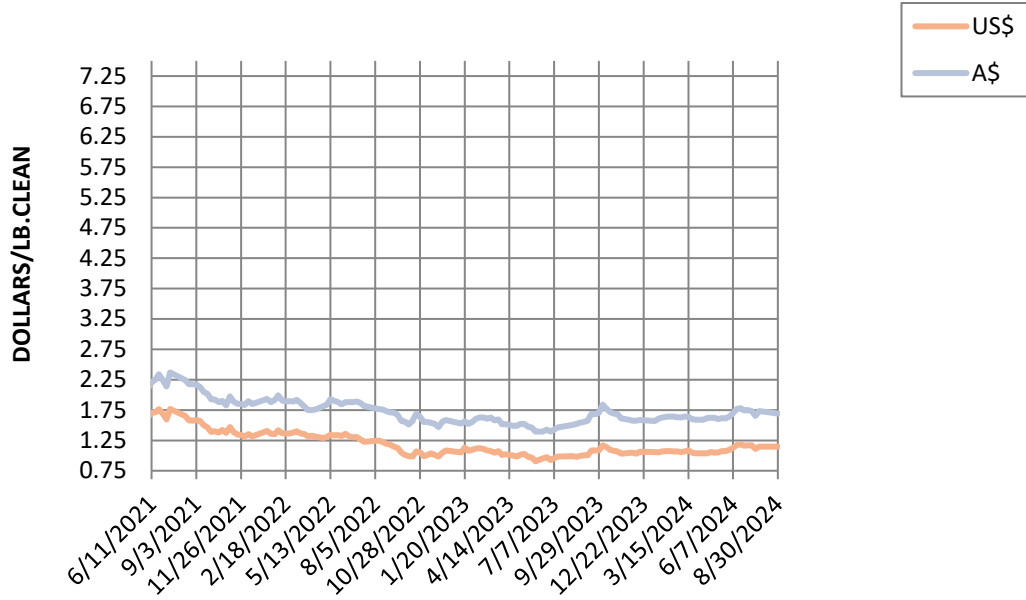


26 MICRON MARKET INDICATOR A\$ vs US\$



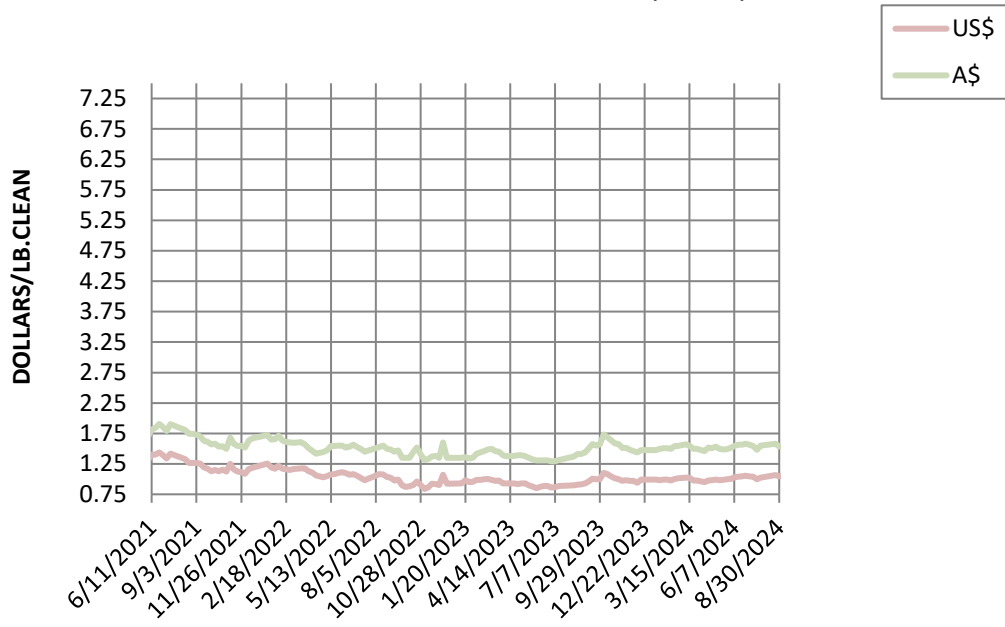
28 MICRON MARKET INDICATOR

A\$ vs US\$



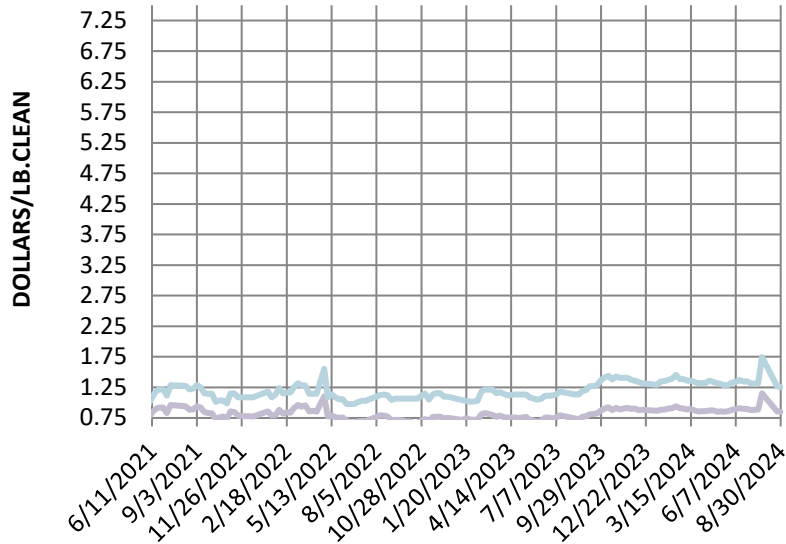
30 MICRON MARKET INDICATOR

A\$ vs US\$



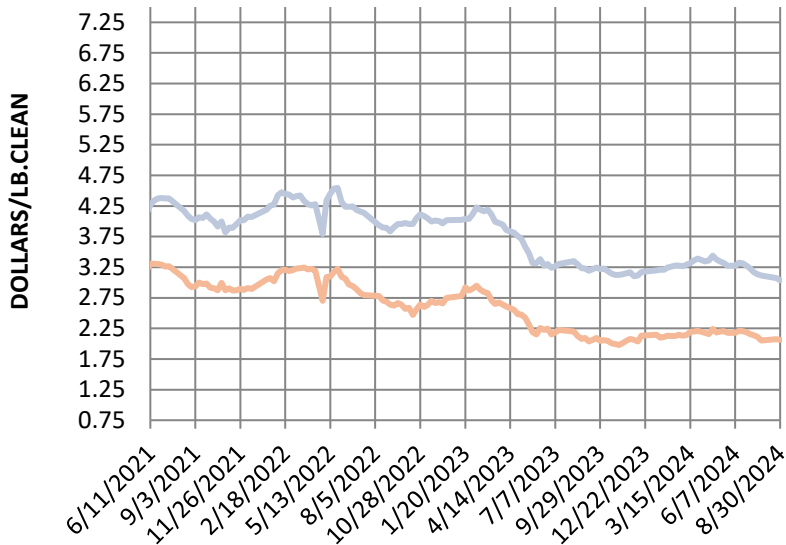
32 MICRON MARKET INDICATOR

A\$ vs US\$



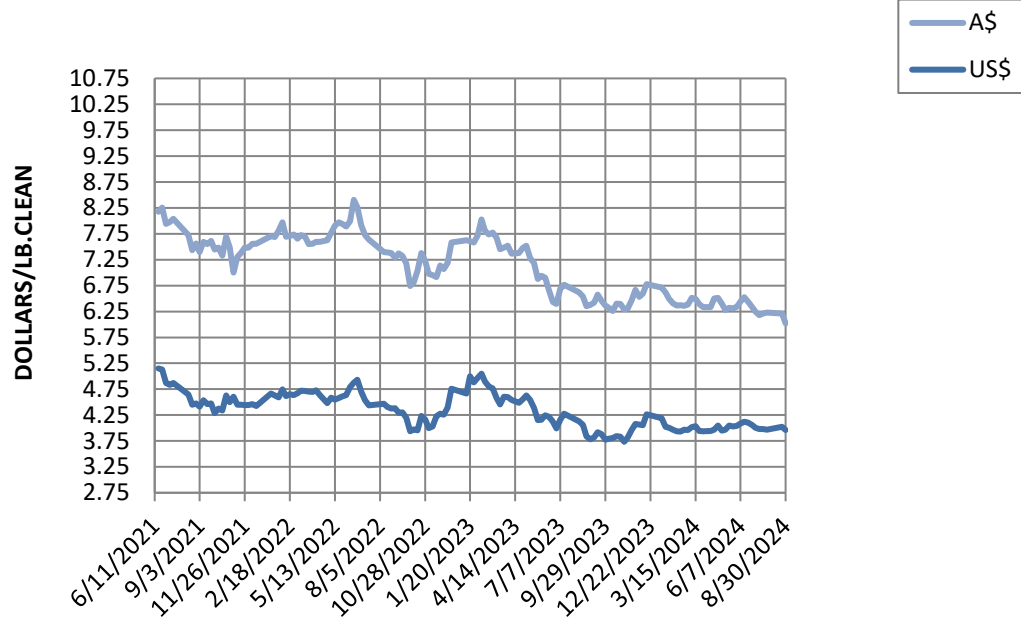
MC MICRON MARKET INDICATOR

A\$ vs US\$



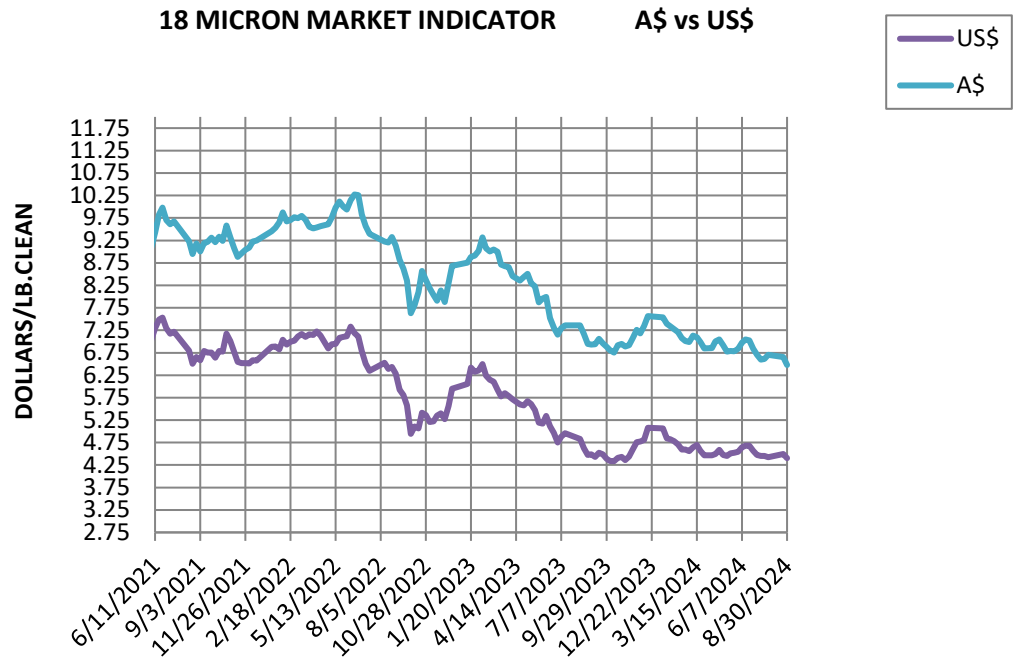
19 MICRON MARKET INDICATOR

A\$ vs US\$



18 MICRON MARKET INDICATOR

A\$ vs US\$



17 MICRON MARKET INDICATOR

A\$ vs US\$

