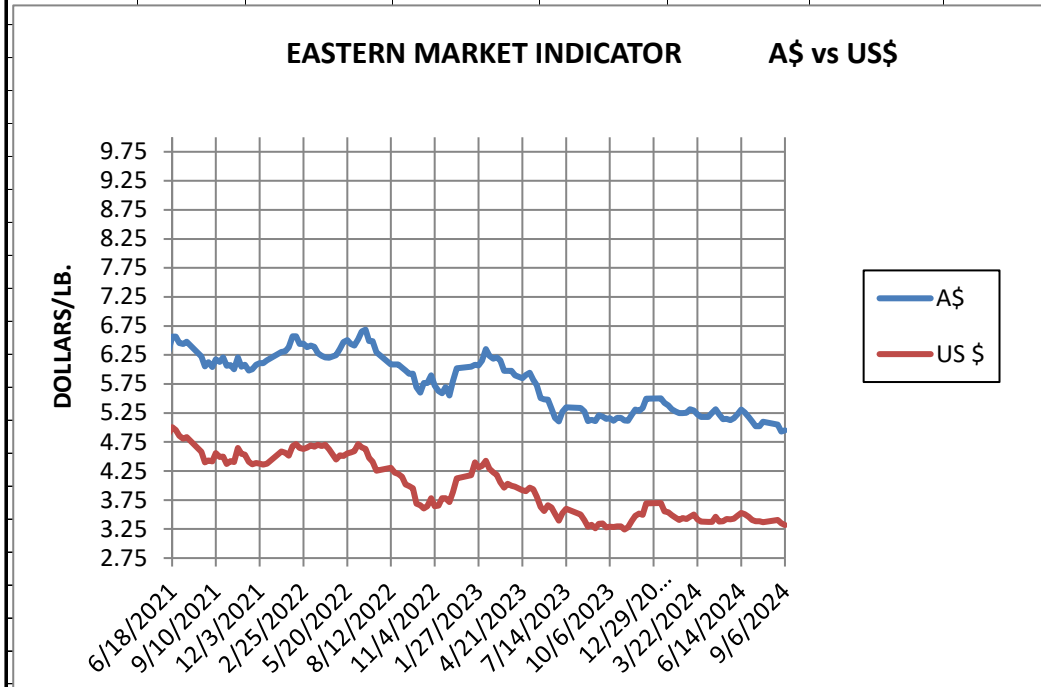


WEEK ENDING  
SEPTEMBER 6, 2024

<b>ASI Conversion Table -- AWEX Prices to USD Per Pound</b>							
<b>MARKET INDICATOR CHANGE</b>		<b>US \$/LB.</b>		<b>Clean on floor</b>			
<b>CATEGORY</b>		<b>9/6/2024</b>		<b>8/30/2024</b>		<b>Change</b>	
		<b>A\$</b>	<b>US\$</b>	<b>A\$</b>	<b>US\$</b>	<b>A\$</b>	<b>US\$</b>
EASTERN MI		\$ 4.95	\$ 3.32	\$ 4.93	\$ 3.35	0.02	-0.03
Micron							
	17	\$ 7.34	\$ 4.92	\$ 7.34	\$ 4.99	0.01	-0.07
	18	\$ 6.55	\$ 4.39	\$ 6.48	\$ 4.40	0.07	-0.01
	19	\$ 6.06	\$ 4.06	\$ 6.02	\$ 4.09	0.03	-0.03
	20	\$ 5.83	\$ 3.91	\$ 5.83	\$ 3.96	0.01	-0.05
	21	\$ 5.74	\$ 3.84	\$ 5.70	\$ 3.88	0.03	-0.03
	22	\$ 5.65	\$ 3.79	\$ 5.67	\$ 3.86	-0.03	-0.07
	23	\$ 5.42	\$ 3.63	\$ 5.50	\$ 3.74	-0.09	-0.11
	24	\$ 4.54	\$ 3.04	\$ 4.54	\$ 3.08	0.00	-0.04
	25	\$ 3.03	\$ 2.03	\$ 3.02	\$ 2.05	0.01	-0.02
	26	\$ 2.56	\$ 1.72	\$ 2.56	\$ 1.74	0.00	-0.02
	28	\$ 1.70	\$ 1.14	\$ 1.69	\$ 1.15	0.01	-0.01
	30	\$ 1.50	\$ 1.00	\$ 1.53	\$ 1.04	-0.04	-0.04
	32	\$ 1.21	\$ 0.81	\$ 1.26	\$ 0.85	-0.05	-0.04
	MC	\$ 3.05	\$ 2.05	\$ 3.04	\$ 2.06	0.01	-0.02
<b>CURRENCY (US \$/A \$)</b>			\$ 0.6703		\$ 0.6798		-0.0095



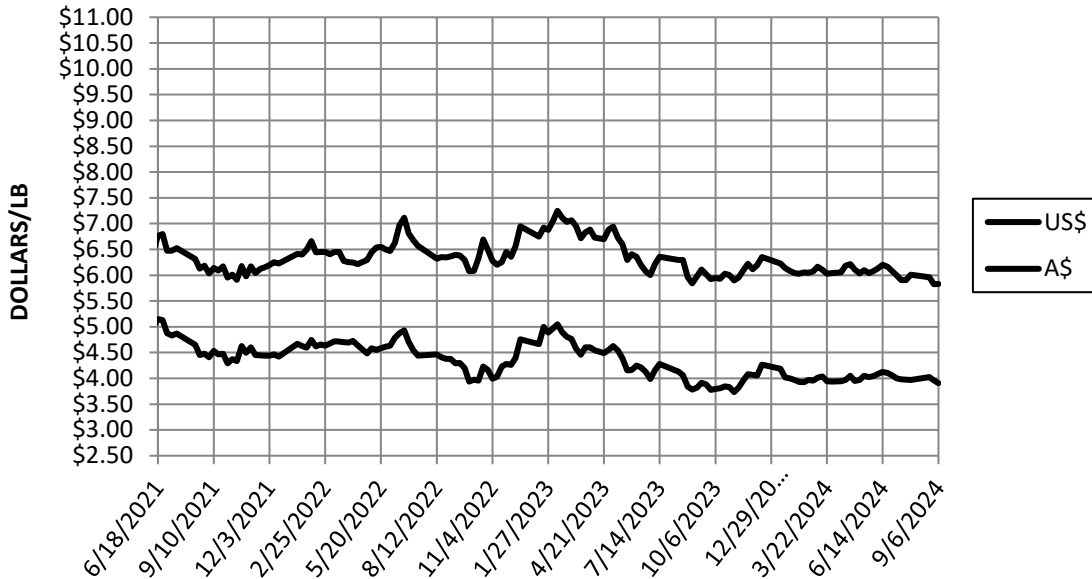
Information source: Wooltrak, Australian Wool Exchange, Weekly Market Review

WEEK ENDING  
SEPTEMBER 6, 2024

**MARKET INDICATOR CHANGES** US \$/LB. Clean on floor

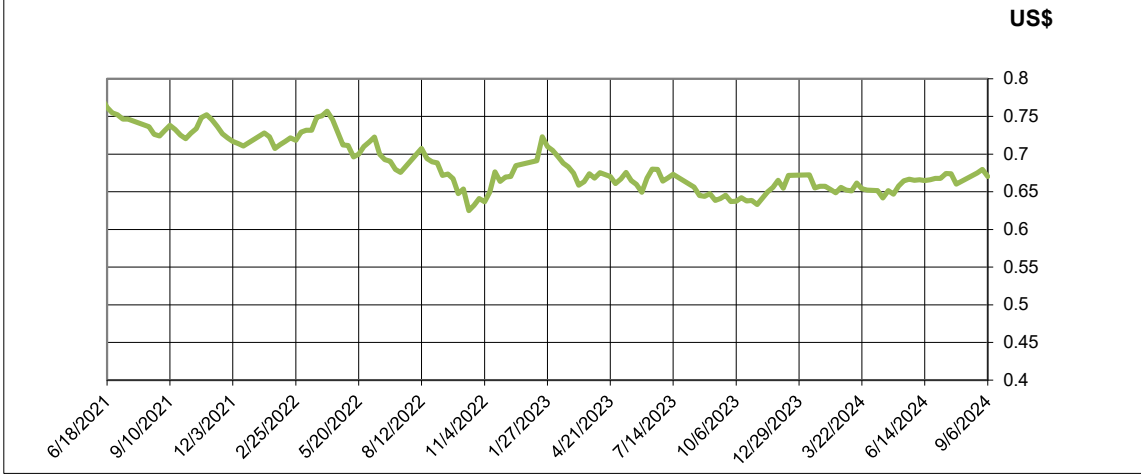
CATEGORY	9/6/2024		8/30/2024		Change	
	A\$	US\$	A\$	US\$	A\$	US\$
EASTERN MI	\$ 4.95	\$ 3.32	\$ 4.93	\$ 3.35	0.02	-0.03
Micron						
17	\$ 7.34	\$ 4.92	\$ 7.34	\$ 4.99	0.01	-0.07
18	\$ 6.55	\$ 4.39	\$ 6.48	\$ 4.40	0.07	-0.01
19	\$ 6.06	\$ 4.06	\$ 6.02	\$ 4.09	0.03	-0.03
20	\$ 5.83	\$ 3.91	\$ 5.83	\$ 3.96	0.01	-0.05
21	\$ 5.74	\$ 3.84	\$ 5.70	\$ 3.88	0.03	-0.03
22	\$ 5.65	\$ 3.79	\$ 5.67	\$ 3.86	-0.03	-0.07
23	\$ 5.42	\$ 3.63	\$ 5.50	\$ 3.74	-0.09	-0.11
24	\$ 4.54	\$ 3.04	\$ 4.54	\$ 3.08	0.00	-0.04
25	\$ 3.03	\$ 2.03	\$ 3.02	\$ 2.05	0.01	-0.02
26	\$ 2.56	\$ 1.72	\$ 2.56	\$ 1.74	0.00	-0.02
28	\$ 1.70	\$ 1.14	\$ 1.69	\$ 1.15	0.01	-0.01
30	\$ 1.50	\$ 1.00	\$ 1.53	\$ 1.04	-0.04	-0.04
32	\$ 1.21	\$ 0.81	\$ 1.26	\$ 0.85	-0.05	-0.04
MC	\$ 3.05	\$ 2.05	\$ 3.04	\$ 2.06	0.01	-0.02
CURRENCY (US \$/A \$)		\$ 0.6703		\$ 0.6798		-0.0095

**20 MICRON MARKET INDICATOR**

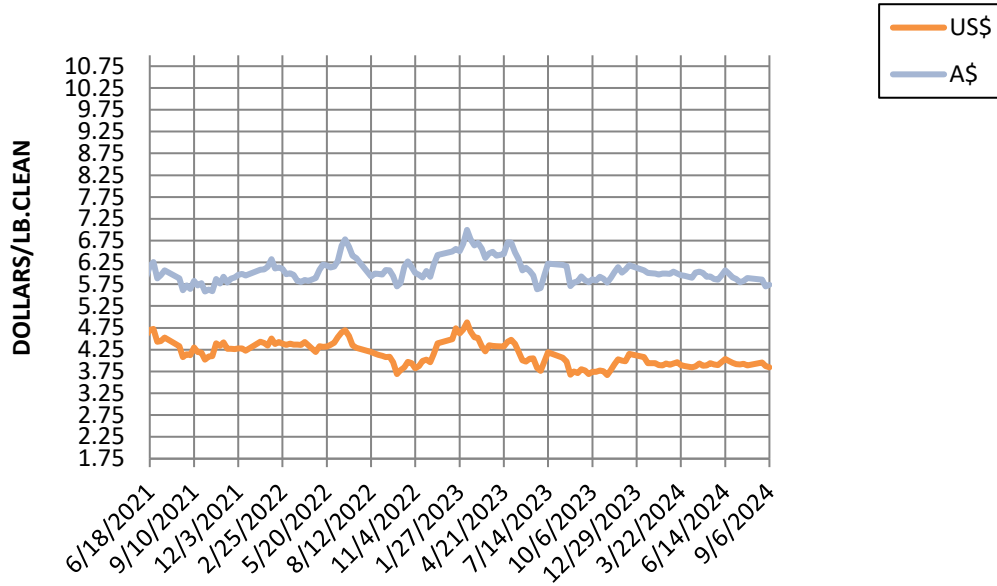


Information source: Wooltrak, Australian Wool Exchange, Weekly Market Review

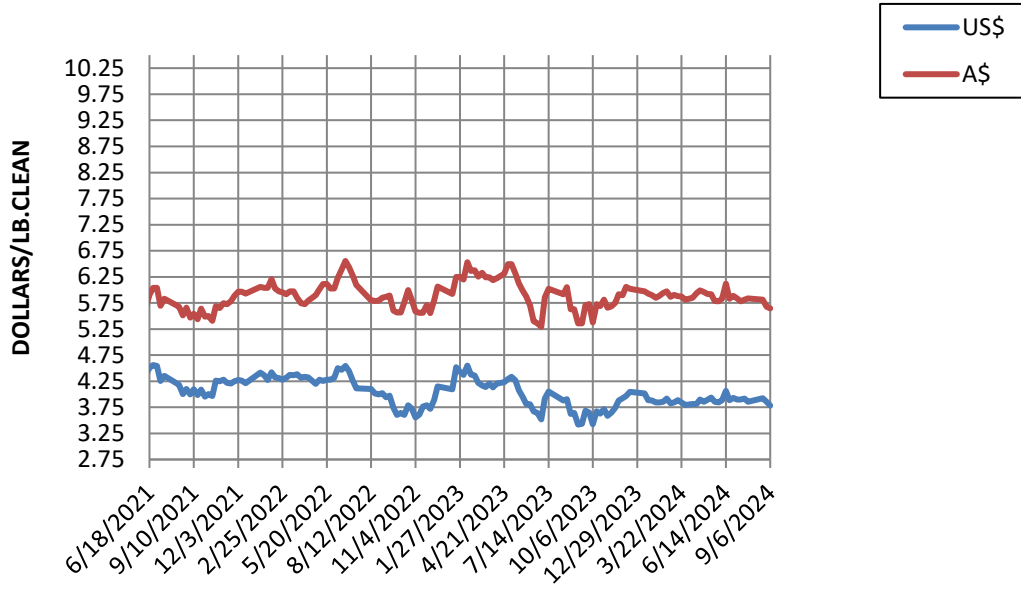
### CURRENCY RATE (US\$:A\$)



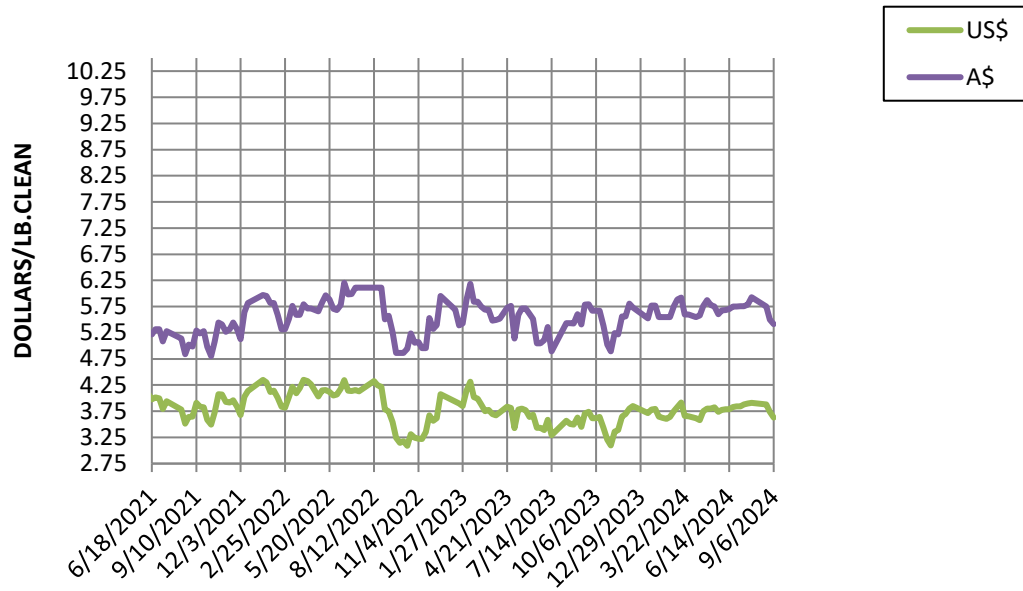
### 21 MICRON MARKET INDICATOR A\$ vs US\$



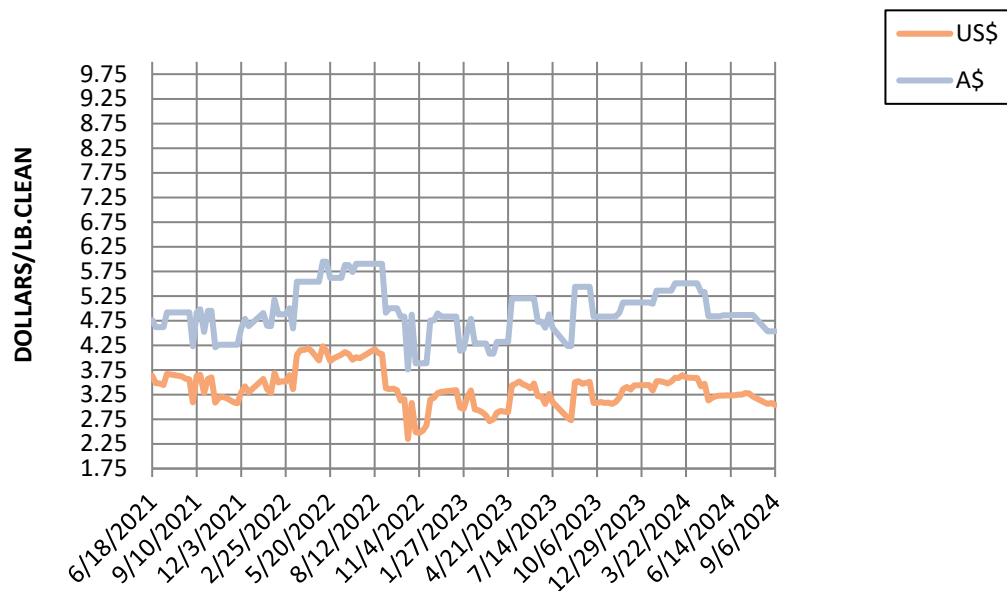
### 22 MICRON MARKET INDICATOR A\$ vs US\$



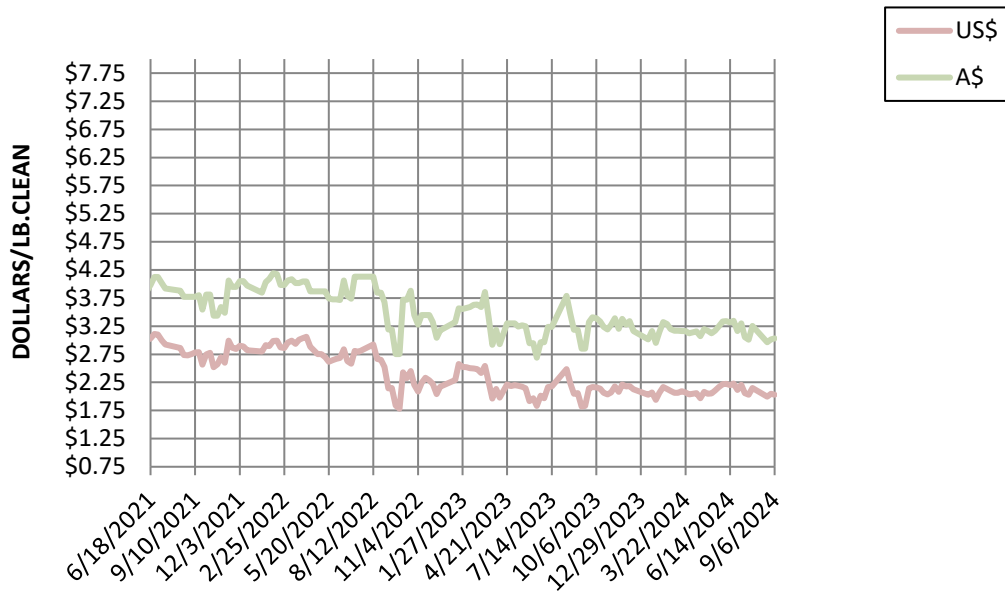
**23 MICRON MARKET INDICATOR A\$ vs US\$**



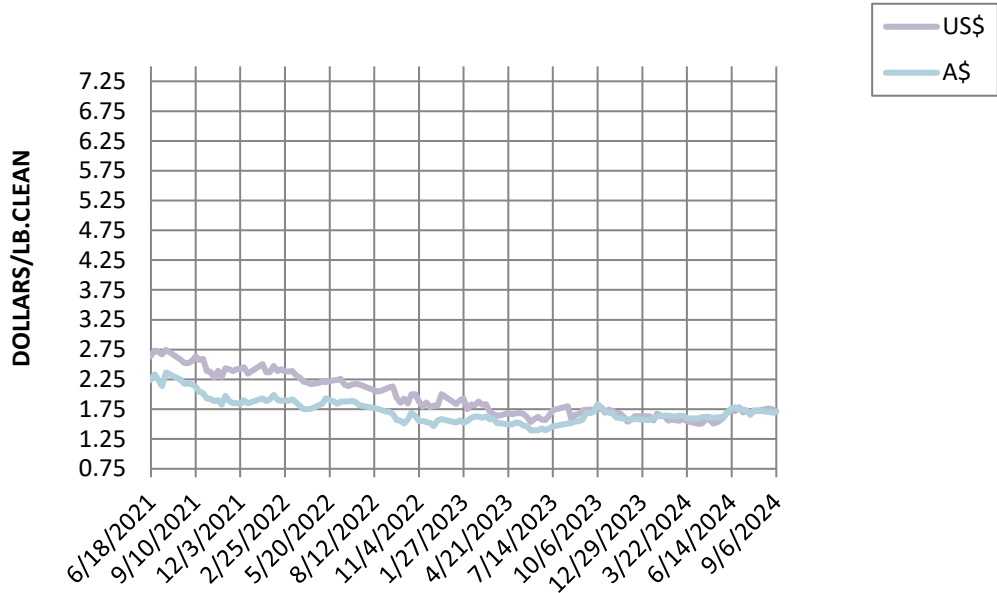
**24 MICRON MARKET INDICATOR A\$ vs US\$**



**25 MICRON MARKET INDICATOR      A\$ vs US\$**

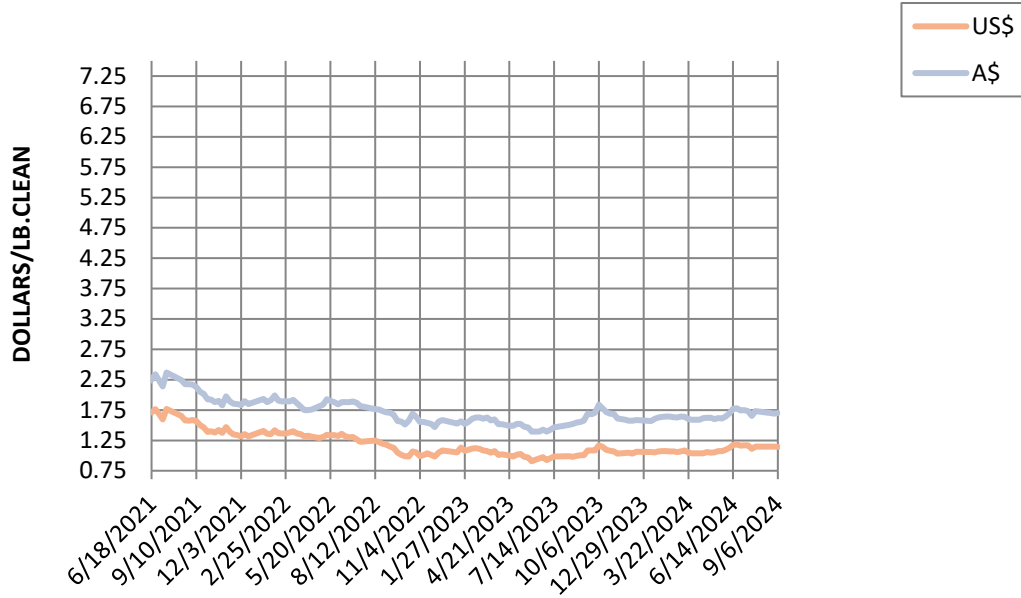


**26 MICRON MARKET INDICATOR      A\$ vs US\$**



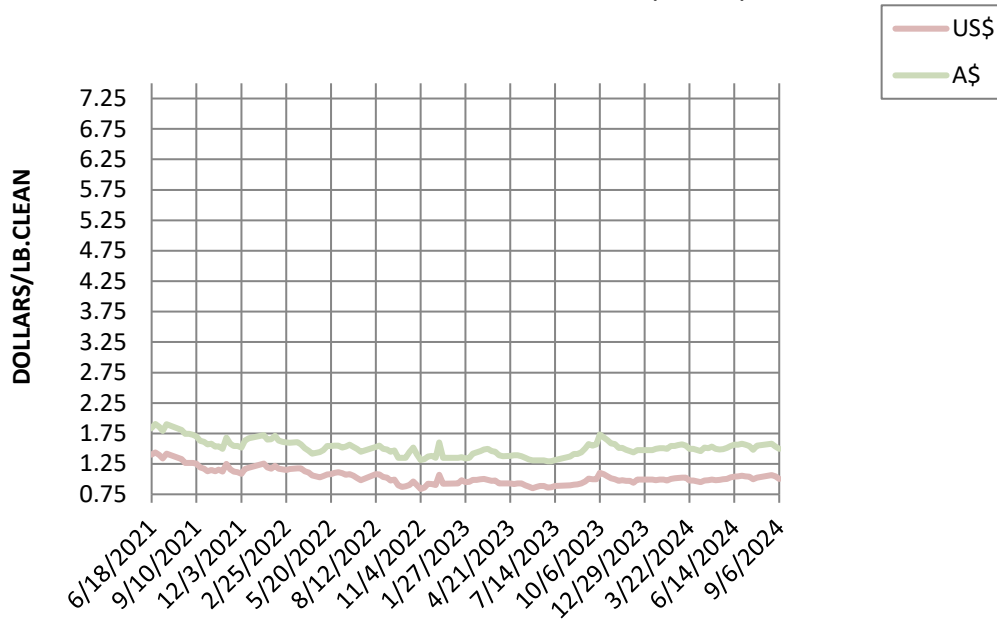
### 28 MICRON MARKET INDICATOR

A\$ vs US\$



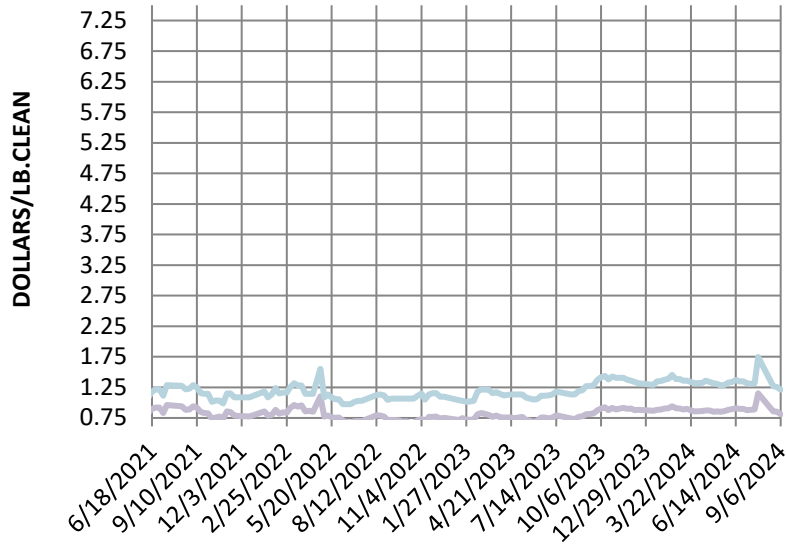
### 30 MICRON MARKET INDICATOR

A\$ vs US\$



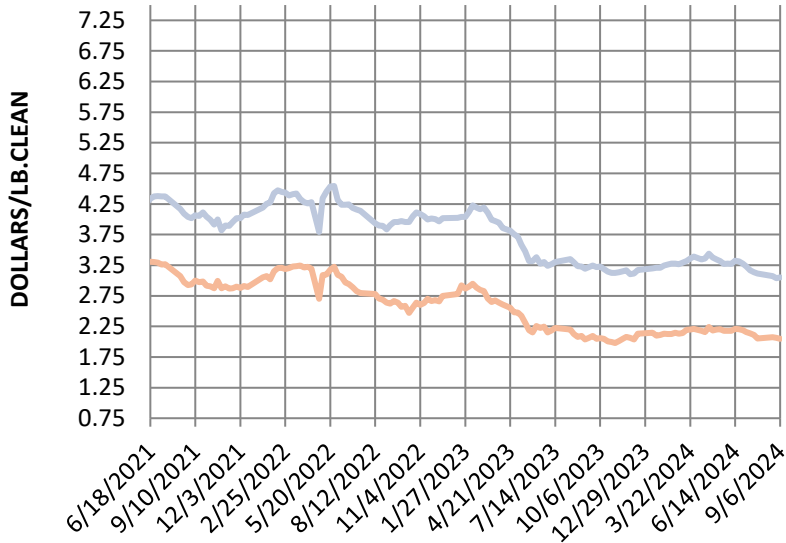
### 32 MICRON MARKET INDICATOR

A\$ vs US\$



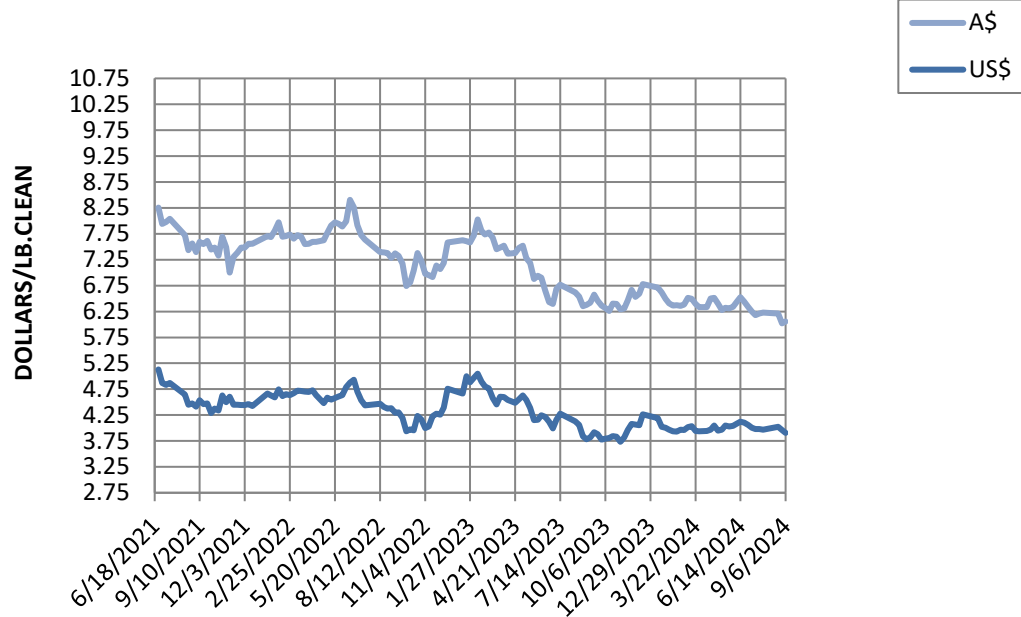
### MC MICRON MARKET INDICATOR

A\$ vs US\$

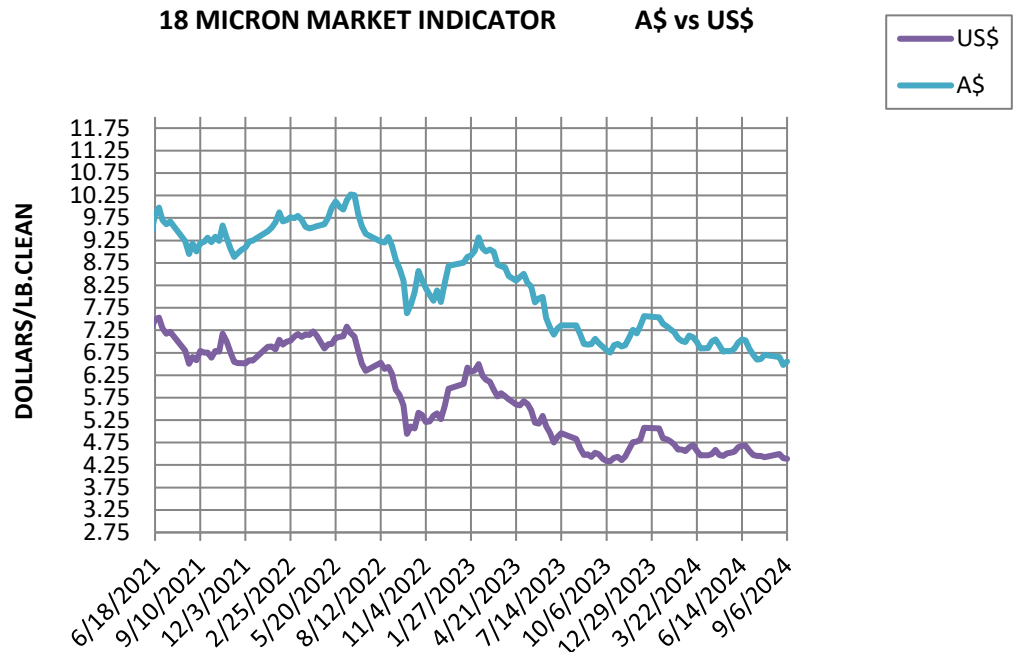




**19 MICRON MARKET INDICATOR      A\$ vs US\$**



**18 MICRON MARKET INDICATOR      A\$ vs US\$**



# 17 MICRON MARKET INDICATOR

## A\$ vs US\$

