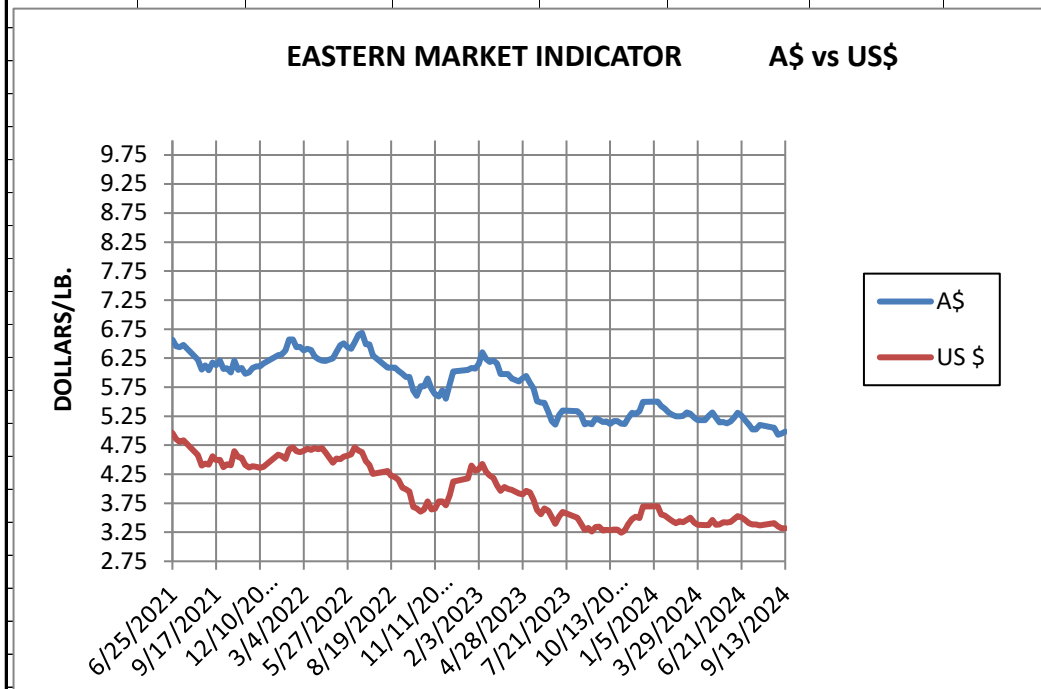


WEEK ENDING  
SEPTEMBER 13, 2024

<b>ASI Conversion Table -- AWEX Prices to USD Per Pound</b>							
<b>MARKET INDICATOR CHANGE</b>		<b>US \$/LB.</b>		<b>Clean on floor</b>			
<b>CATEGORY</b>		<b>9/13/2024</b>		<b>9/6/2024</b>		<b>Change</b>	
		<b>A\$</b>	<b>US\$</b>	<b>A\$</b>	<b>US\$</b>	<b>A\$</b>	<b>US\$</b>
<b>EASTERN MI</b>		\$ 4.99	\$ 3.32	\$ 4.95	\$ 3.32	0.04	0.00
<b>Micron</b>							
17		\$ 7.43	\$ 4.95	\$ 7.34	\$ 4.92	0.09	0.02
18		\$ 6.58	\$ 4.38	\$ 6.55	\$ 4.39	0.03	-0.01
19		\$ 6.14	\$ 4.09	\$ 6.06	\$ 4.06	0.08	0.03
20		\$ 5.83	\$ 3.88	\$ 5.83	\$ 3.91	0.00	-0.03
21		\$ 5.69	\$ 3.78	\$ 5.74	\$ 3.84	-0.05	-0.06
22		\$ 5.62	\$ 3.74	\$ 5.65	\$ 3.79	-0.03	-0.05
23		\$ 5.20	\$ 3.46	\$ 5.42	\$ 3.63	-0.21	-0.17
24		\$ 4.78	\$ 3.18	\$ 4.54	\$ 3.04	0.24	0.14
25		\$ 2.39	\$ 1.59	\$ 3.03	\$ 2.03	-0.64	-0.44
26		\$ 2.50	\$ 1.67	\$ 2.56	\$ 1.72	-0.06	-0.05
28		\$ 1.71	\$ 1.14	\$ 1.70	\$ 1.14	0.01	0.00
30		\$ 1.52	\$ 1.01	\$ 1.50	\$ 1.00	0.02	0.01
32		\$ 1.21	\$ 0.81	\$ 1.21	\$ 0.81	0.00	-0.01
<b>MC</b>		\$ 3.07	\$ 2.04	\$ 3.05	\$ 2.05	0.02	0.00
<b>CURRENCY (US \$/A \$)</b>			\$ 0.6654		\$ 0.6703		-0.0049



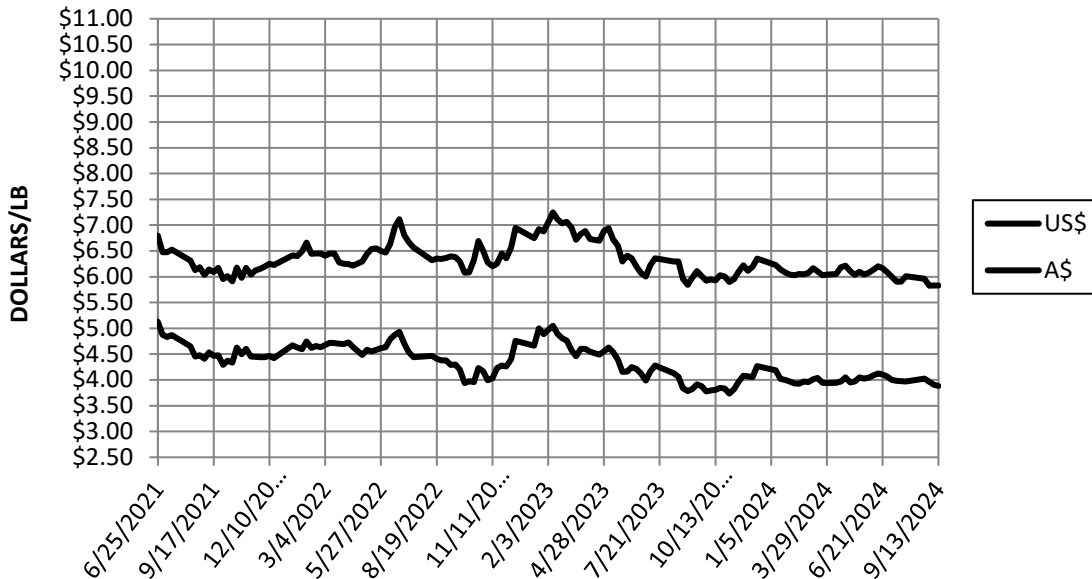
Information source: Wooltrak, Australian Wool Exchange, Weekly Market Review

WEEK ENDING  
SEPTEMBER 13, 2024

**MARKET INDICATOR CHANGES** US \$/LB. Clean on floor

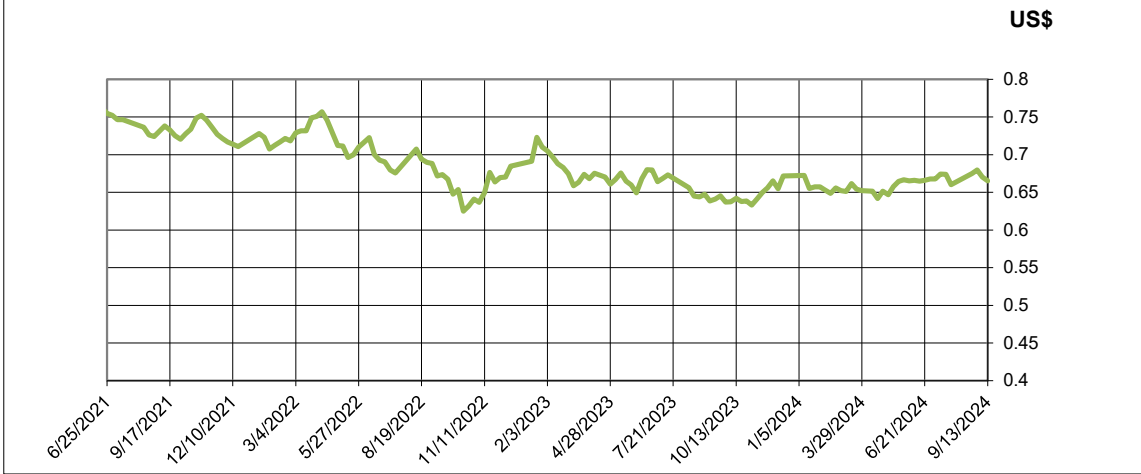
CATEGORY	9/13/2024		9/6/2024		Change	
	A\$	US\$	A\$	US\$	A\$	US\$
EASTERN MI	\$ 4.99	\$ 3.32	\$ 4.95	\$ 3.32	0.04	0.00
Micron						
17	\$ 7.43	\$ 4.95	\$ 7.34	\$ 4.92	0.09	0.02
18	\$ 6.58	\$ 4.38	\$ 6.55	\$ 4.39	0.03	-0.01
19	\$ 6.14	\$ 4.09	\$ 6.06	\$ 4.06	0.08	0.03
20	\$ 5.83	\$ 3.88	\$ 5.83	\$ 3.91	0.00	-0.03
21	\$ 5.69	\$ 3.78	\$ 5.74	\$ 3.84	-0.05	-0.06
22	\$ 5.62	\$ 3.74	\$ 5.65	\$ 3.79	-0.03	-0.05
23	\$ 5.20	\$ 3.46	\$ 5.42	\$ 3.63	-0.21	-0.17
24	\$ 4.78	\$ 3.18	\$ 4.54	\$ 3.04	0.24	0.14
25	\$ 2.39	\$ 1.59	\$ 3.03	\$ 2.03	-0.64	-0.44
26	\$ 2.50	\$ 1.67	\$ 2.56	\$ 1.72	-0.06	-0.05
28	\$ 1.71	\$ 1.14	\$ 1.70	\$ 1.14	0.01	0.00
30	\$ 1.52	\$ 1.01	\$ 1.50	\$ 1.00	0.02	0.01
32	\$ 1.21	\$ 0.81	\$ 1.21	\$ 0.81	0.00	-0.01
MC	\$ 3.07	\$ 2.04	\$ 3.05	\$ 2.05	0.02	0.00
CURRENCY (US \$/A \$)		\$ 0.6654		\$ 0.6703		-0.0049

**20 MICRON MARKET INDICATOR**

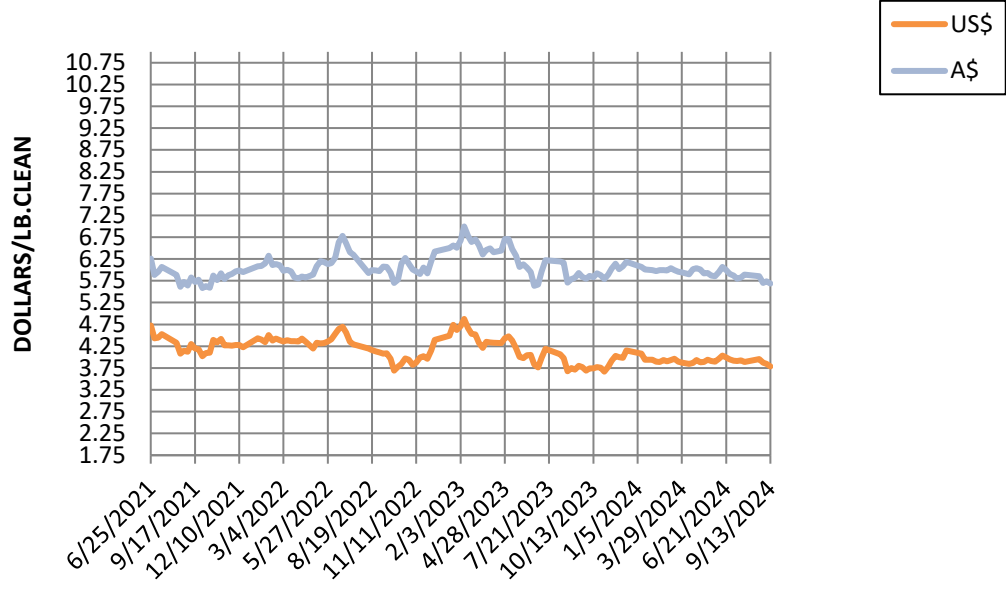


Information source: Wooltrak, Australian Wool Exchange, Weekly Market Review

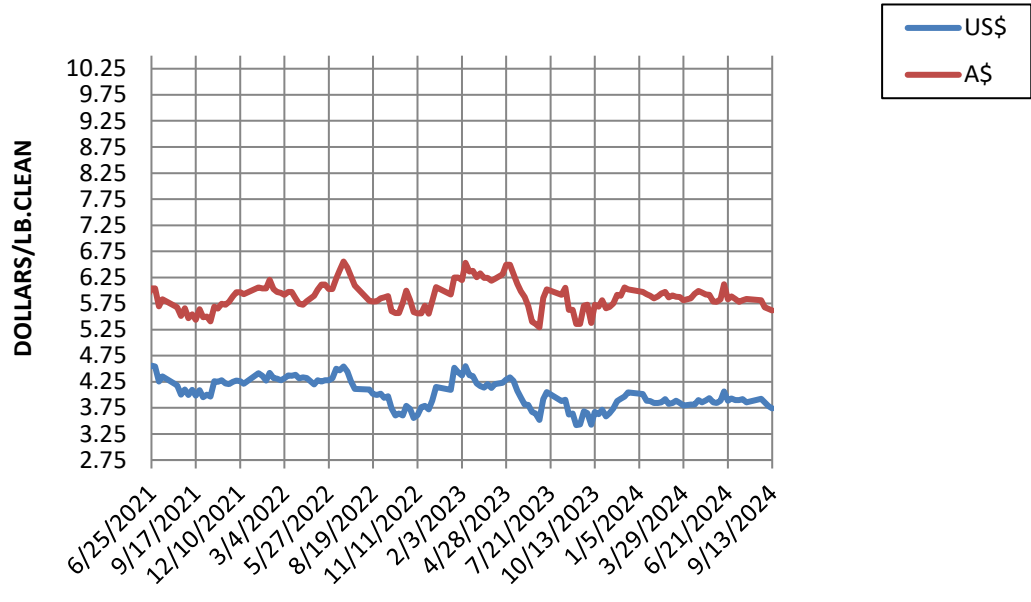
### CURRENCY RATE (US\$:A\$)



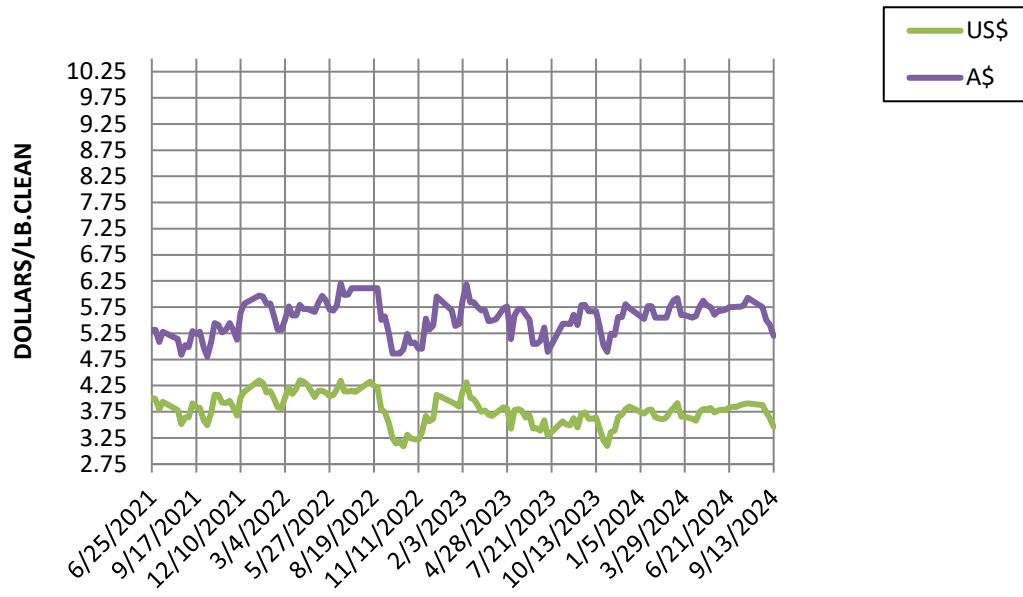
21 MICRON MARKET INDICATOR A\$ vs US\$



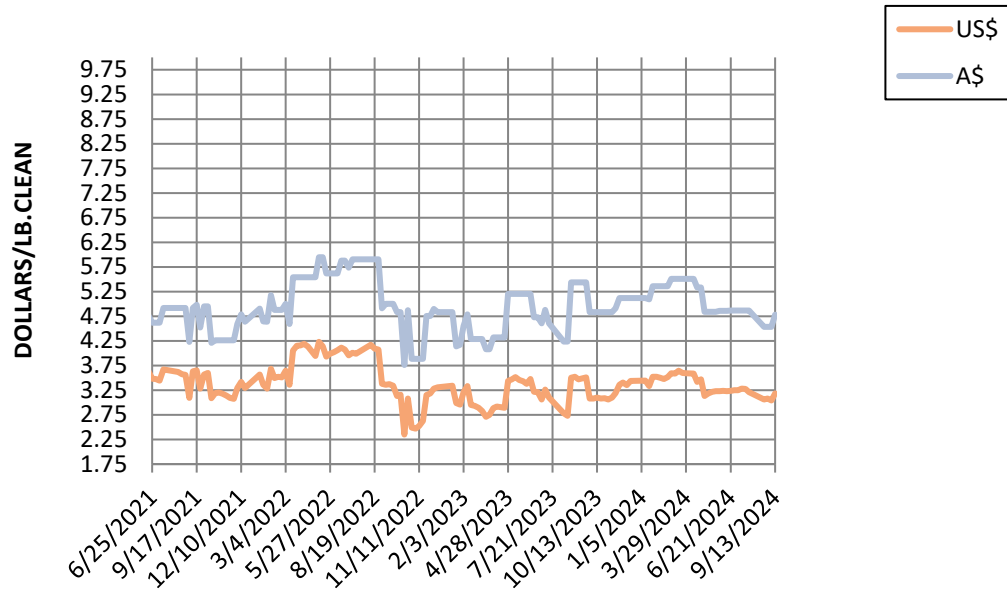
22 MICRON MARKET INDICATOR A\$ vs US\$



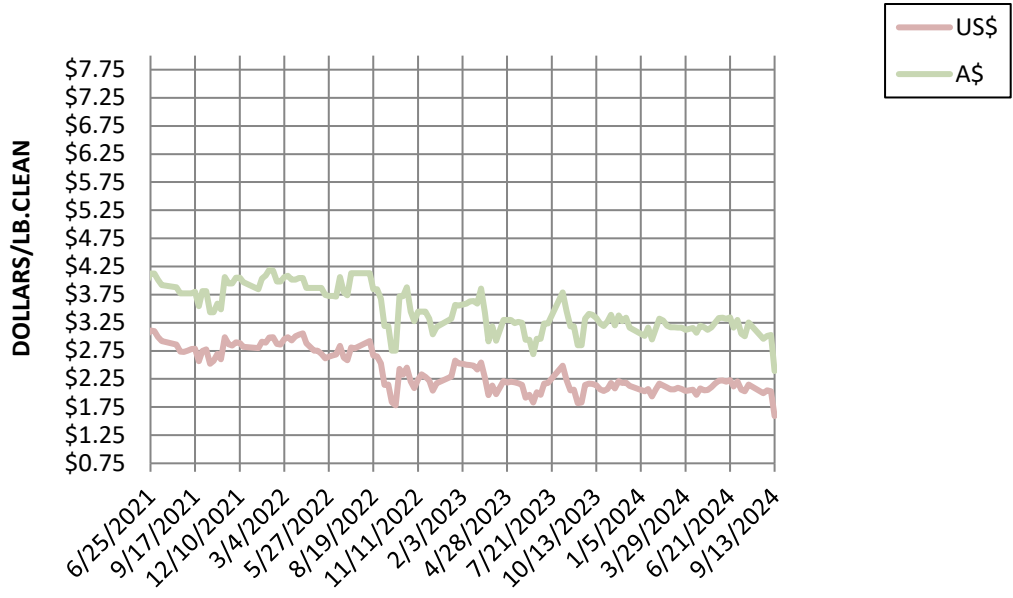
23 MICRON MARKET INDICATOR A\$ vs US\$



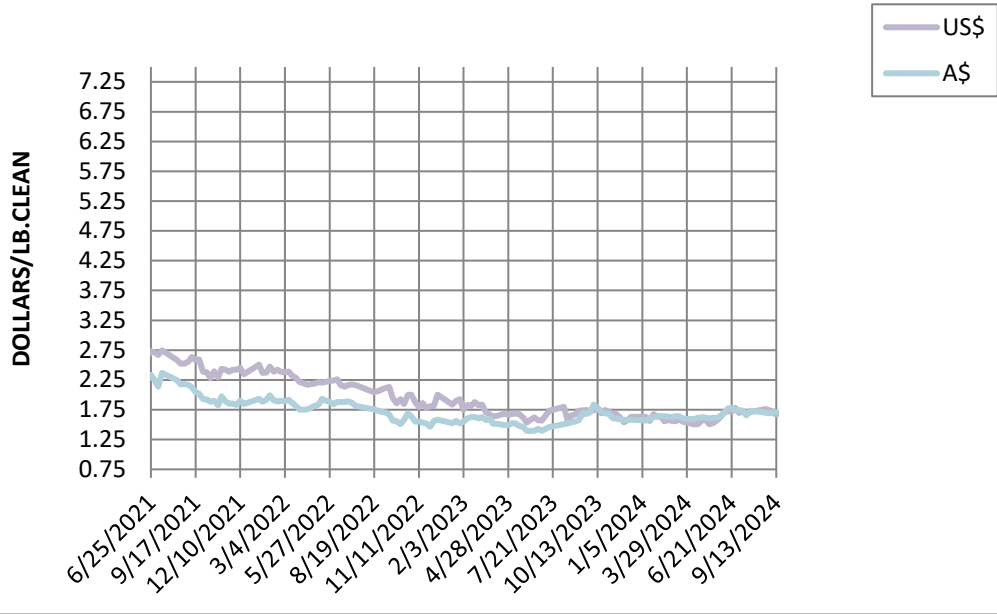
24 MICRON MARKET INDICATOR A\$ vs US\$



**25 MICRON MARKET INDICATOR A\$ vs US\$**

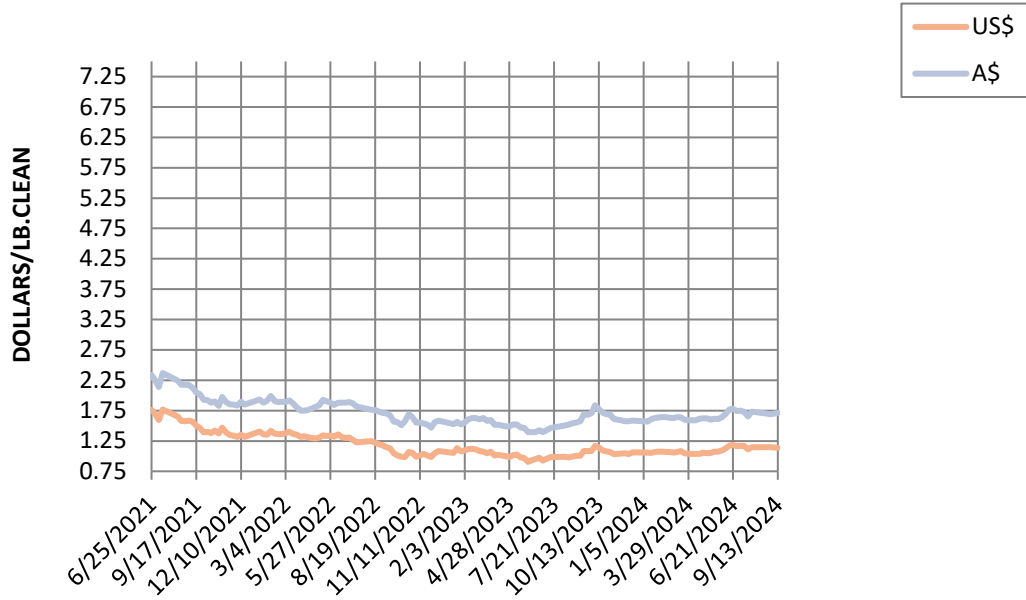


**26 MICRON MARKET INDICATOR A\$ vs US\$**



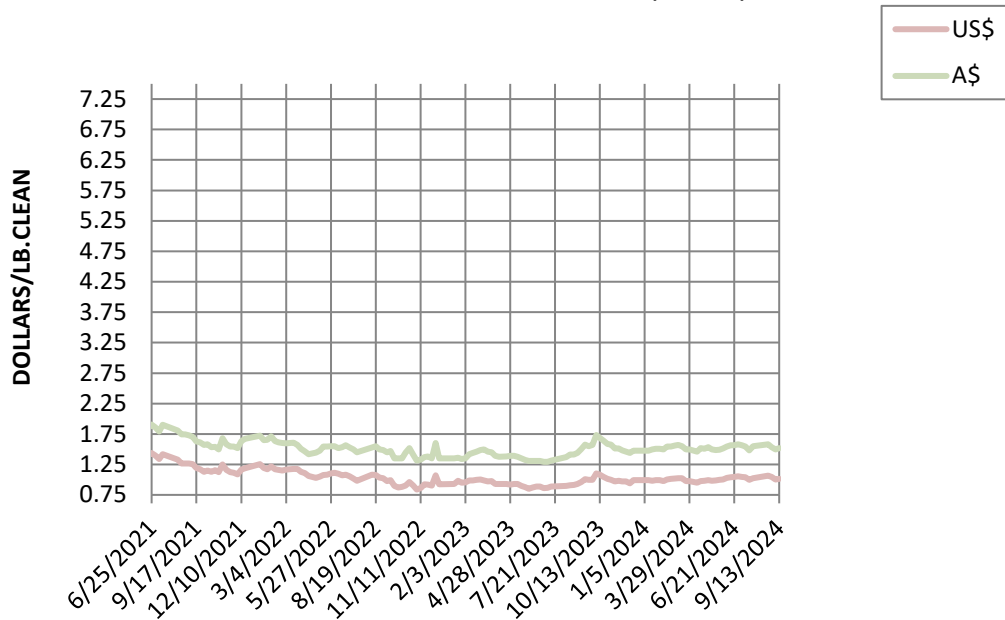
### 28 MICRON MARKET INDICATOR

A\$ vs US\$



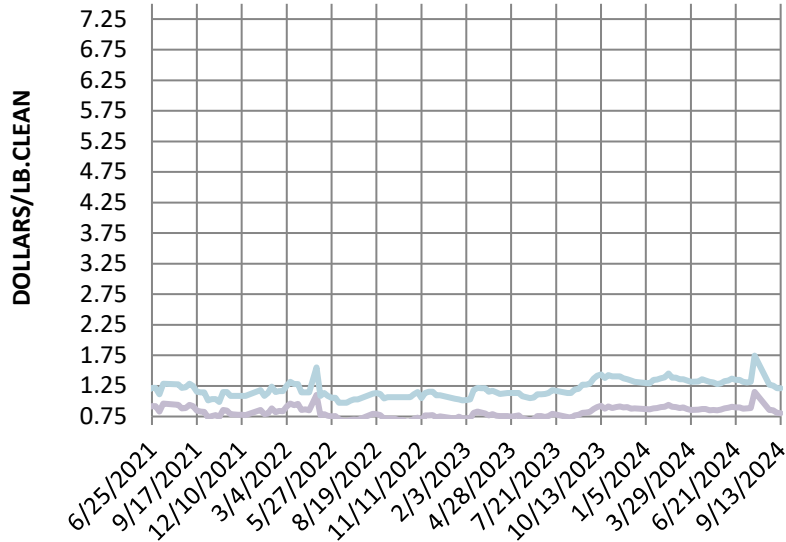
### 30 MICRON MARKET INDICATOR

A\$ vs US\$



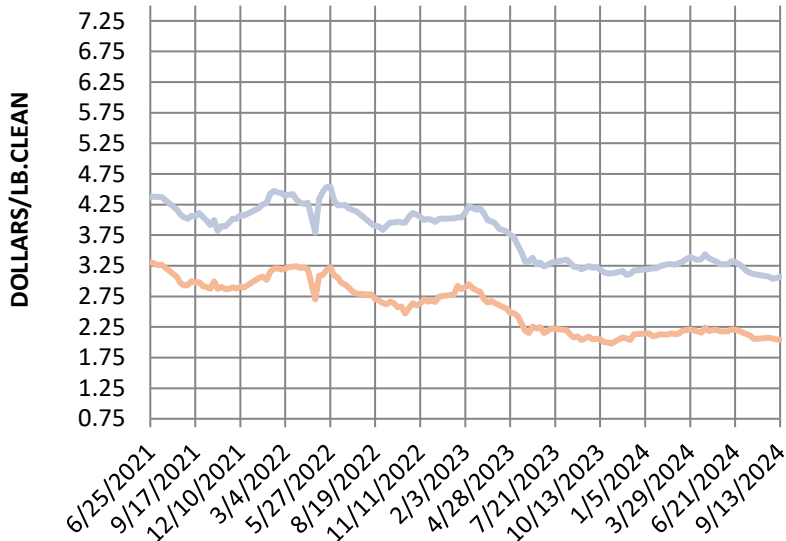
### 32 MICRON MARKET INDICATOR

A\$ vs US\$



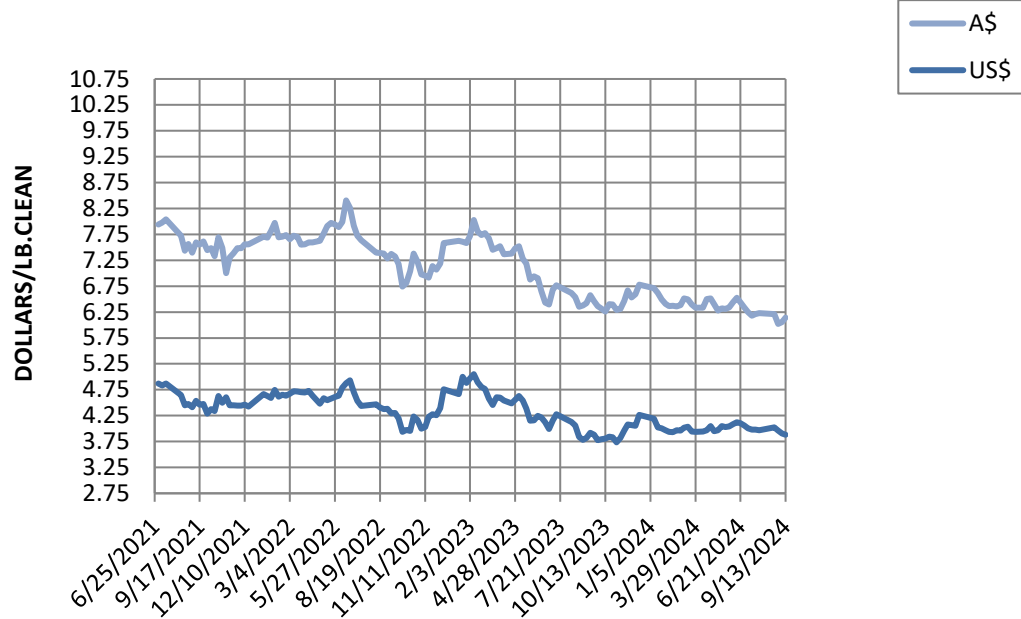
### MC MICRON MARKET INDICATOR

A\$ vs US\$

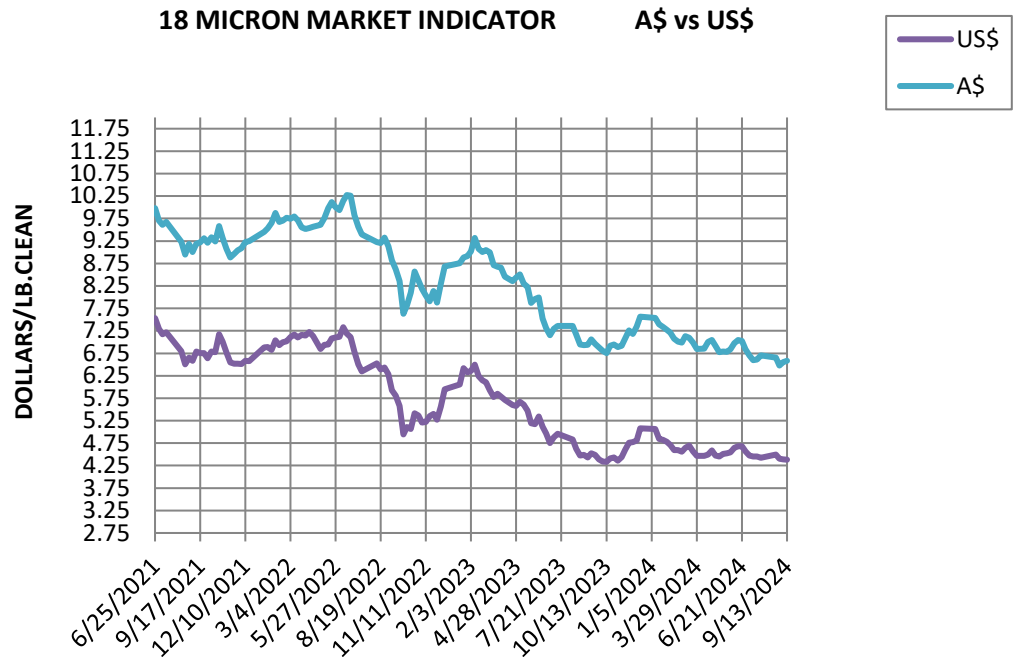




**19 MICRON MARKET INDICATOR A\$ vs US\$**



**18 MICRON MARKET INDICATOR A\$ vs US\$**



17 MICRON MARKET INDICATOR

A\$ vs US\$

