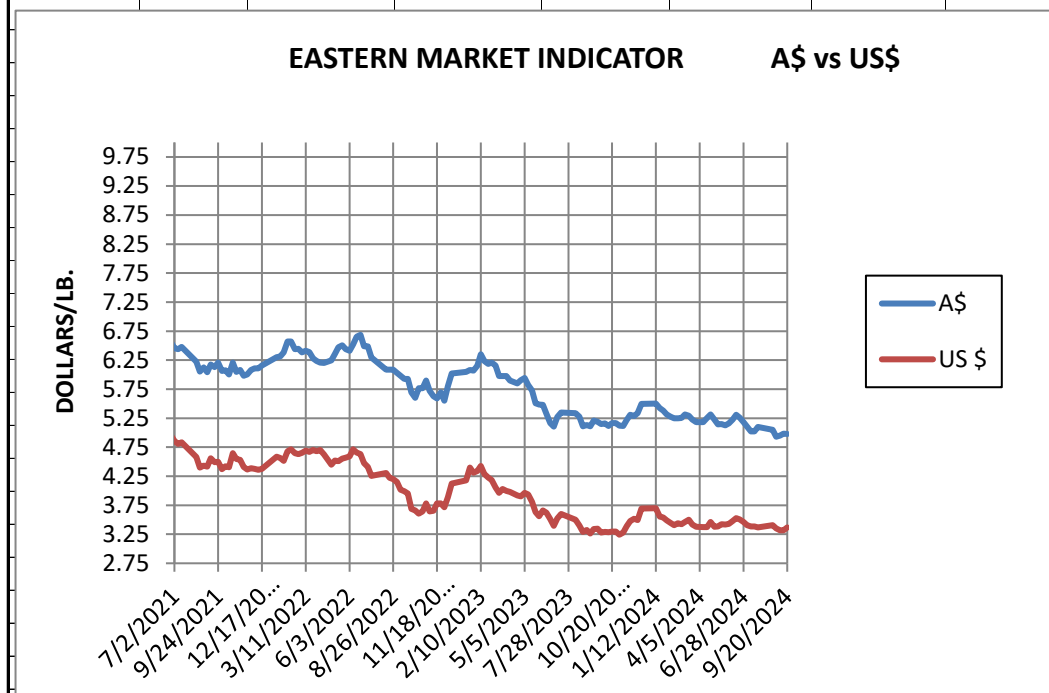


WEEK ENDING
SEPTEMBER 20, 2024

ASI Conversion Table -- AWEX Prices to USD Per Pound							
MARKET INDICATOR CHANGE		US \$/LB.		Clean on floor			
CATEGORY		9/20/2024		9/13/2024		Change	
		A\$	US\$	A\$	US\$	A\$	US\$
EASTERN MI		\$ 4.98	\$ 3.37	\$ 4.99	\$ 3.32	0.00	0.05
Micron							
17		\$ 7.38	\$ 4.99	\$ 7.43	\$ 4.95	-0.05	0.05
18		\$ 6.59	\$ 4.46	\$ 6.58	\$ 4.38	0.01	0.08
19		\$ 6.15	\$ 4.16	\$ 6.14	\$ 4.09	0.01	0.07
20		\$ 5.82	\$ 3.94	\$ 5.83	\$ 3.88	-0.01	0.06
21		\$ 5.67	\$ 3.83	\$ 5.69	\$ 3.78	-0.02	0.05
22		\$ 5.62	\$ 3.80	\$ 5.62	\$ 3.74	0.00	0.06
23		\$ 5.25	\$ 3.55	\$ 5.20	\$ 3.46	0.05	0.09
24		\$ 4.78	\$ 3.23	\$ 4.78	\$ 3.18	0.00	0.05
25		\$ 3.06	\$ 2.07	\$ 3.03	\$ 2.02	0.03	0.06
26		\$ 2.55	\$ 1.72	\$ 2.50	\$ 1.67	0.05	0.06
28		\$ 1.71	\$ 1.16	\$ 1.71	\$ 1.14	0.00	0.02
30		\$ 1.56	\$ 1.06	\$ 1.52	\$ 1.01	0.05	0.05
32		\$ 1.26	\$ 0.85	\$ 1.21	\$ 0.81	0.05	0.05
MC		\$ 3.08	\$ 2.08	\$ 3.07	\$ 2.04	0.01	0.04
CURRENCY (US \$/A \$)			\$ 0.6765		\$ 0.6654		0.0111



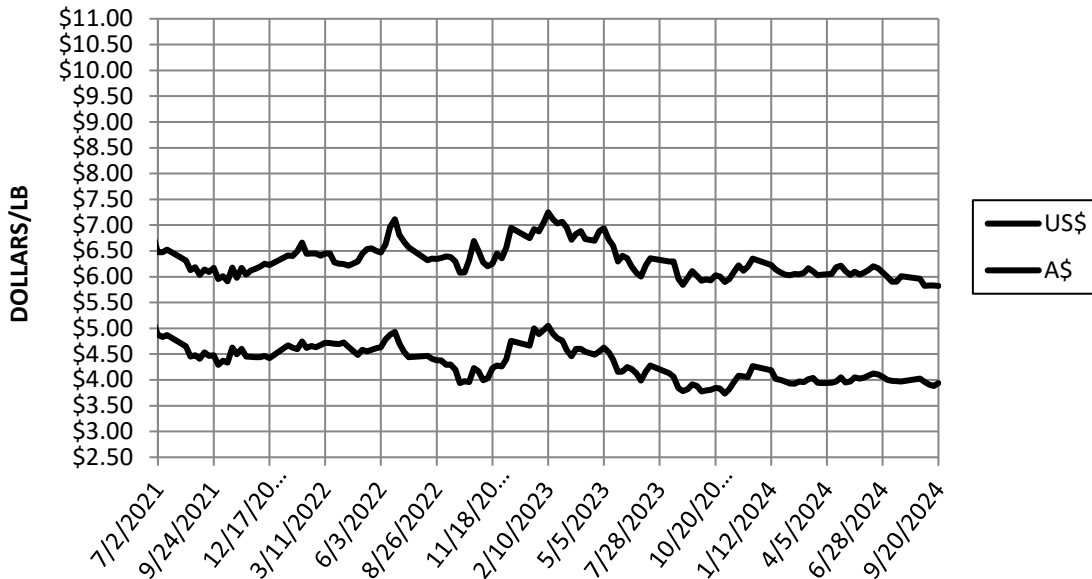
Information source: Wooltrak, Australian Wool Exchange, Weekly Market Review

WEEK ENDING
SEPTEMBER 20, 2024

MARKET INDICATOR CHANGES US \$/LB. Clean on floor

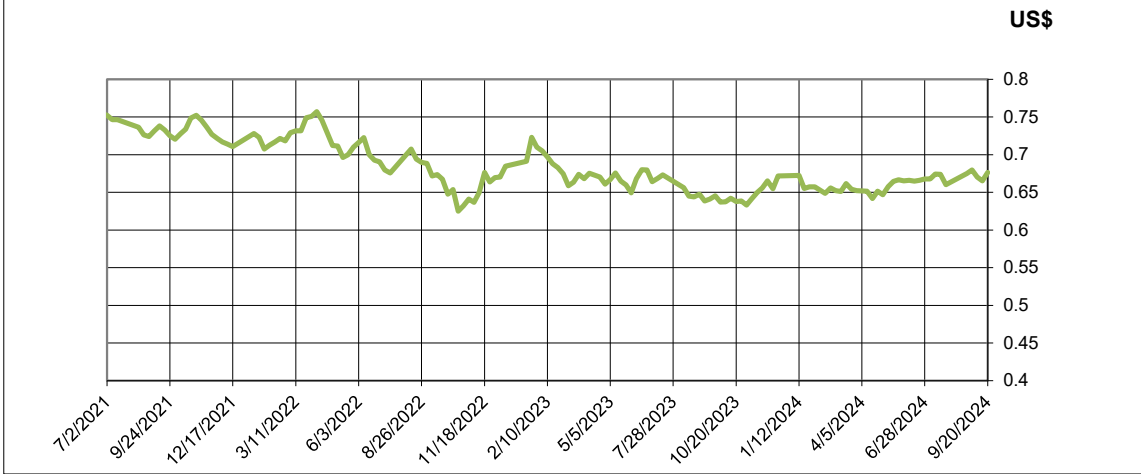
CATEGORY	9/20/2024		9/13/2024		Change	
	A\$	US\$	A\$	US\$	A\$	US\$
EASTERN MI	\$ 4.98	\$ 3.37	\$ 4.99	\$ 3.32	0.00	0.05
Micron						
17	\$ 7.38	\$ 4.99	\$ 7.43	\$ 4.95	-0.05	0.05
18	\$ 6.59	\$ 4.46	\$ 6.58	\$ 4.38	0.01	0.08
19	\$ 6.15	\$ 4.16	\$ 6.14	\$ 4.09	0.01	0.07
20	\$ 5.82	\$ 3.94	\$ 5.83	\$ 3.88	-0.01	0.06
21	\$ 5.67	\$ 3.83	\$ 5.69	\$ 3.78	-0.02	0.05
22	\$ 5.62	\$ 3.80	\$ 5.62	\$ 3.74	0.00	0.06
23	\$ 5.25	\$ 3.55	\$ 5.20	\$ 3.46	0.05	0.09
24	\$ 4.78	\$ 3.23	\$ 4.78	\$ 3.18	0.00	0.05
25	\$ 3.06	\$ 2.07	\$ 3.03	\$ 2.02	0.03	0.06
26	\$ 2.55	\$ 1.72	\$ 2.50	\$ 1.67	0.05	0.06
28	\$ 1.71	\$ 1.16	\$ 1.71	\$ 1.14	0.00	0.02
30	\$ 1.56	\$ 1.06	\$ 1.52	\$ 1.01	0.05	0.05
32	\$ 1.26	\$ 0.85	\$ 1.21	\$ 0.81	0.05	0.05
MC	\$ 3.08	\$ 2.08	\$ 3.07	\$ 2.04	0.01	0.04
CURRENCY (US \$/A \$)		\$ 0.6765		\$ 0.6654		0.0111

20 MICRON MARKET INDICATOR

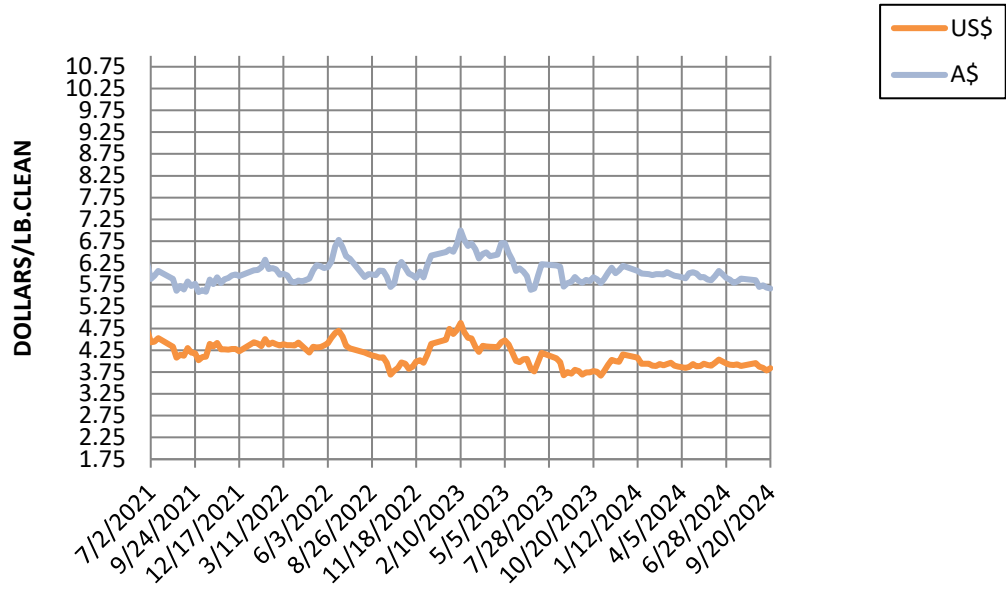


Information source: Wooltrak, Australian Wool Exchange, Weekly Market Review

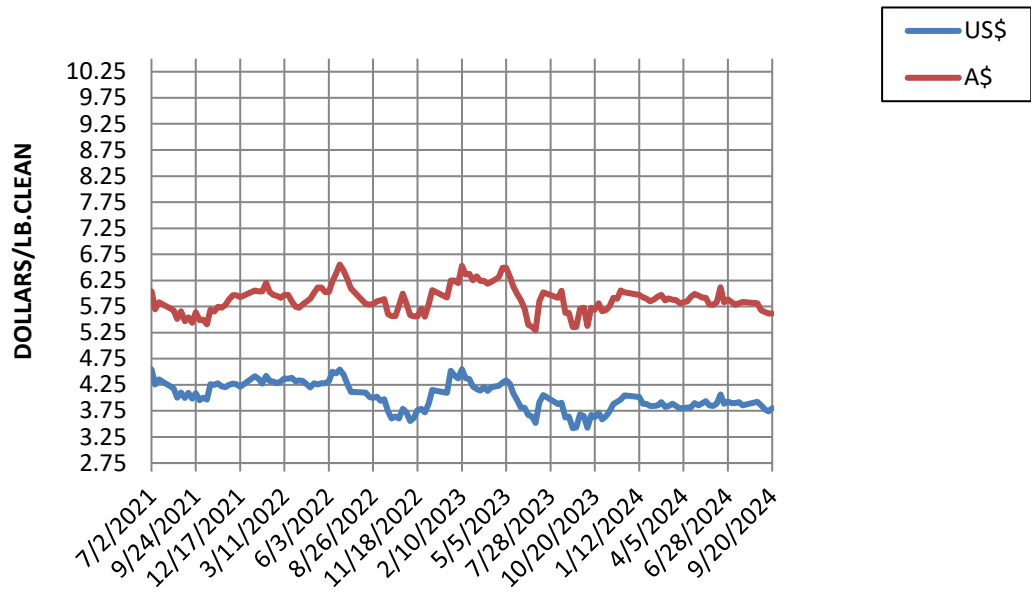
CURRENCY RATE (US\$:A\$)



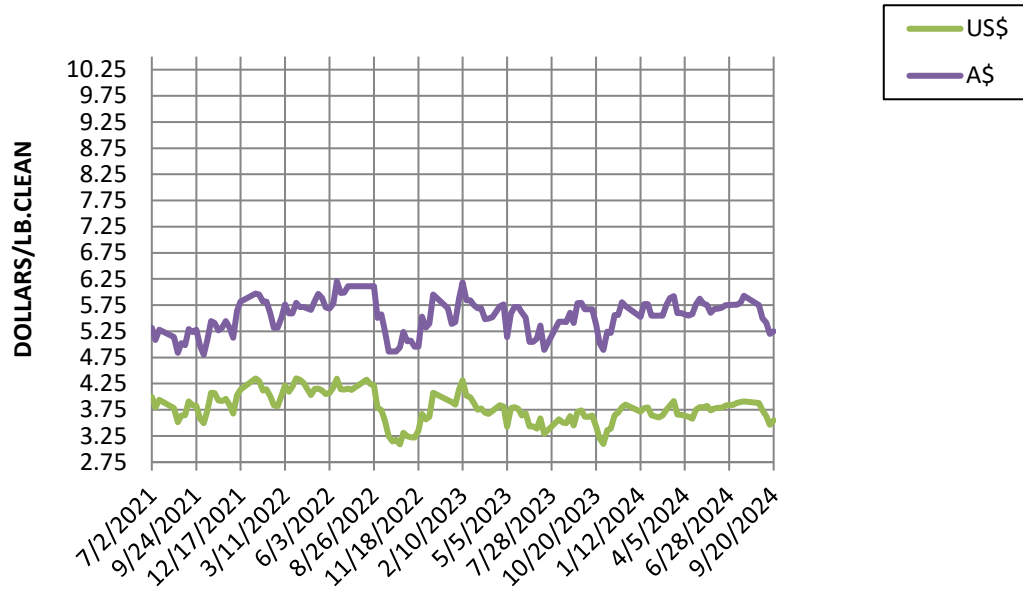
21 MICRON MARKET INDICATOR A\$ vs US\$



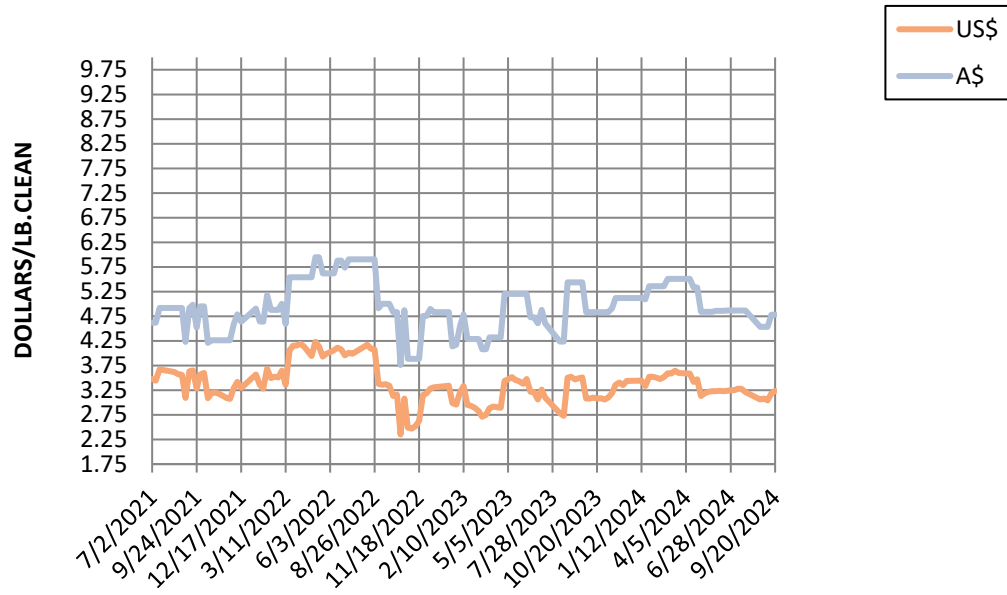
22 MICRON MARKET INDICATOR A\$ vs US\$



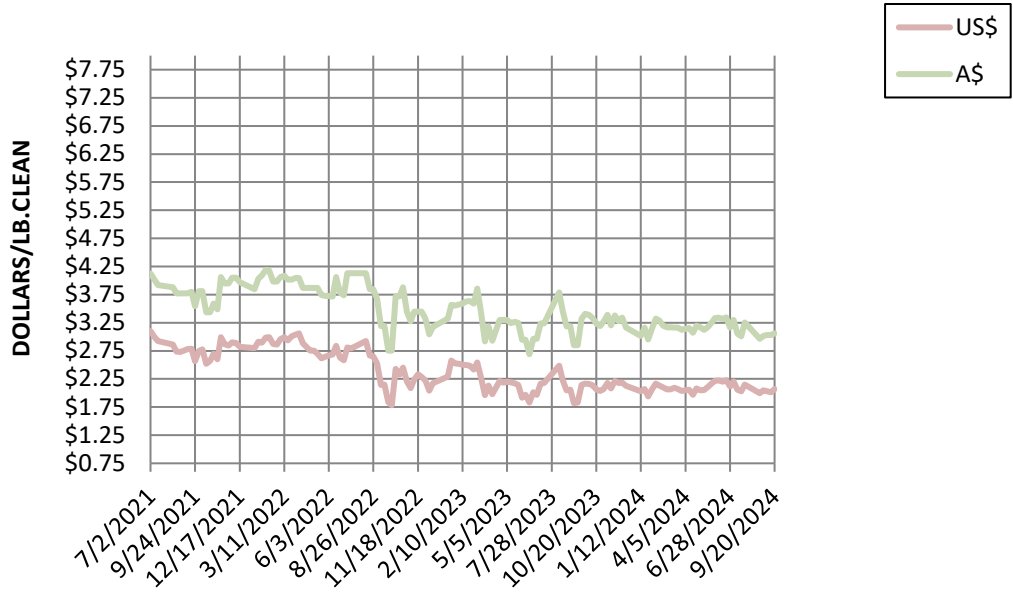
23 MICRON MARKET INDICATOR A\$ vs US\$



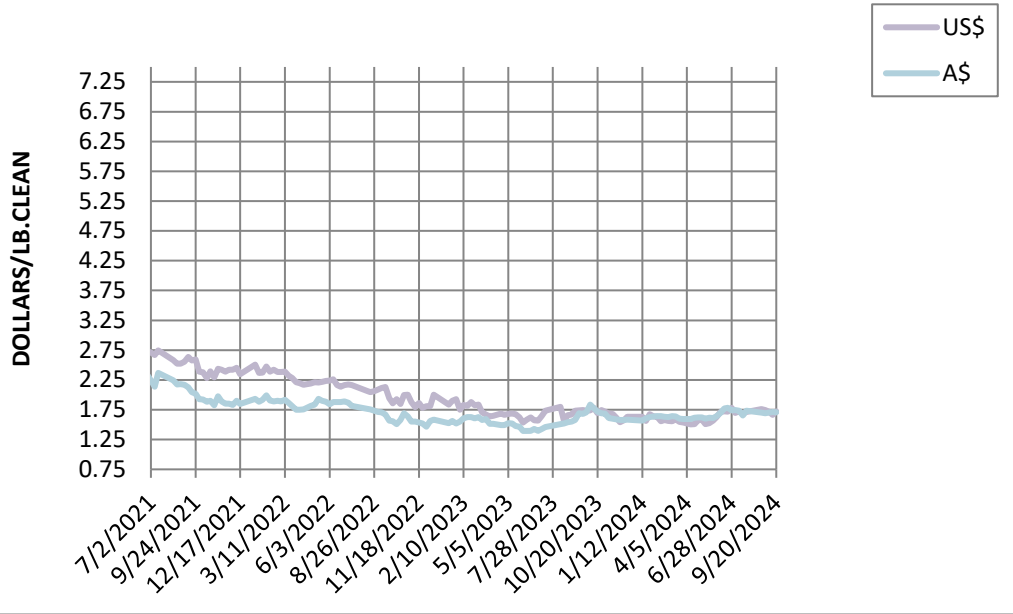
24 MICRON MARKET INDICATOR A\$ vs US\$



25 MICRON MARKET INDICATOR A\$ vs US\$

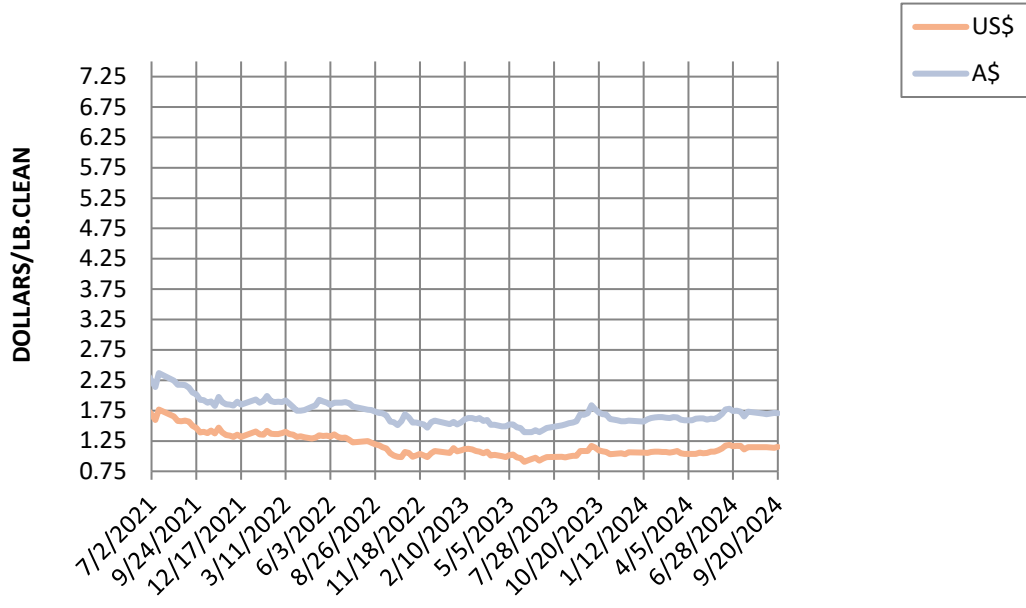


26 MICRON MARKET INDICATOR A\$ vs US\$



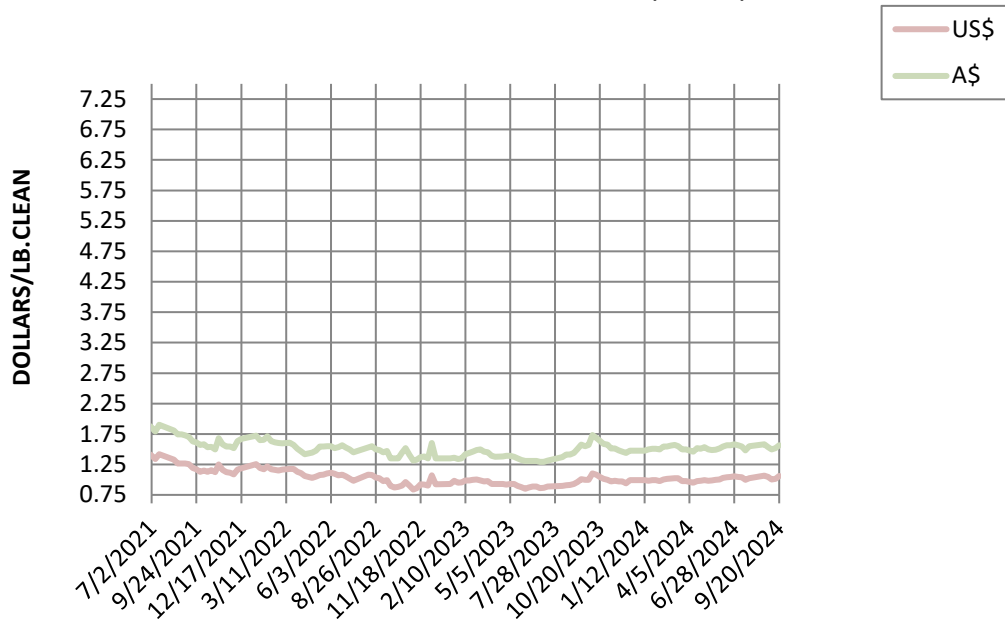
28 MICRON MARKET INDICATOR

A\$ vs US\$



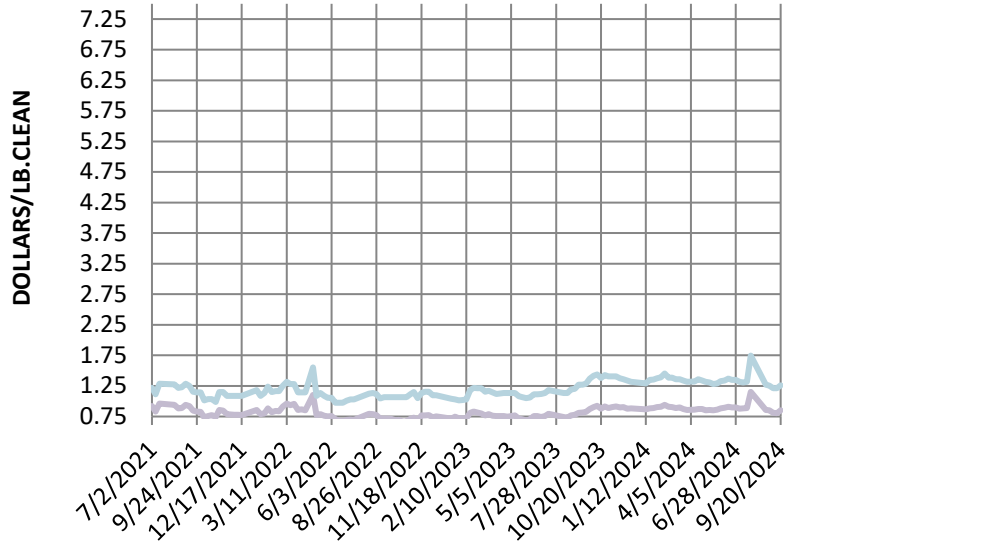
30 MICRON MARKET INDICATOR

A\$ vs US\$



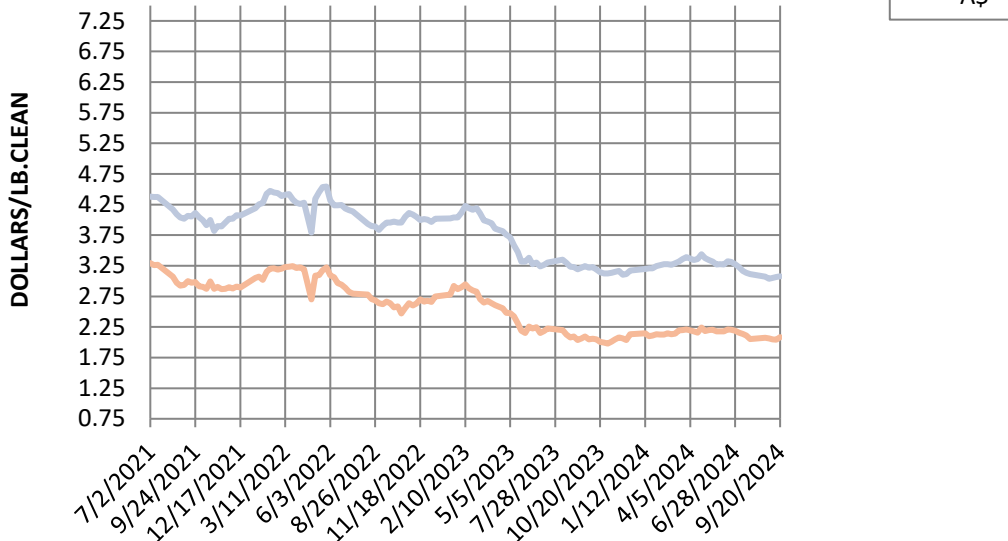
32 MICRON MARKET INDICATOR

A\$ vs US\$

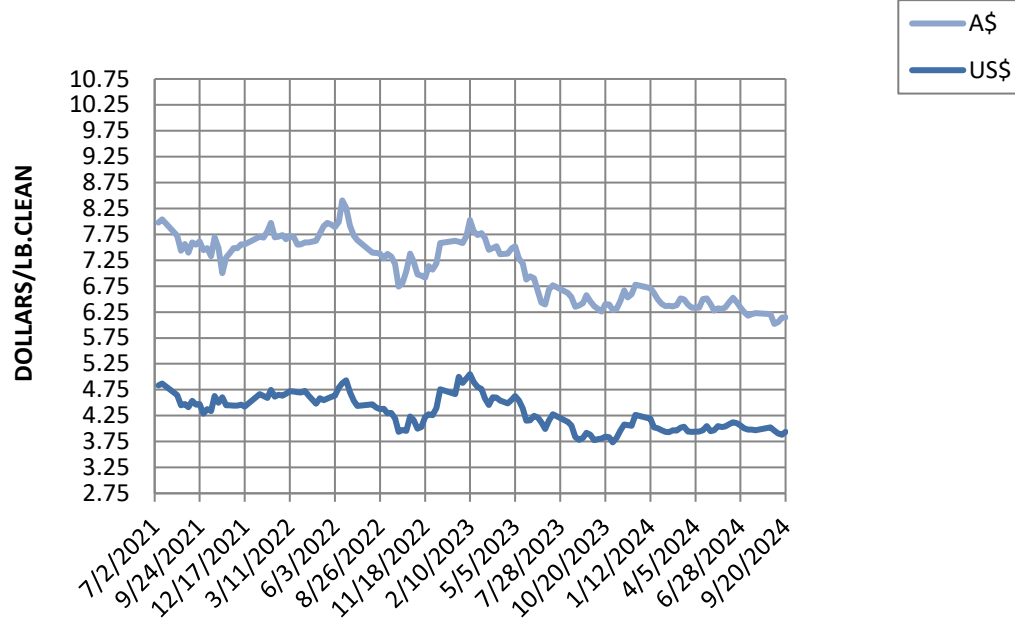


MC MICRON MARKET INDICATOR

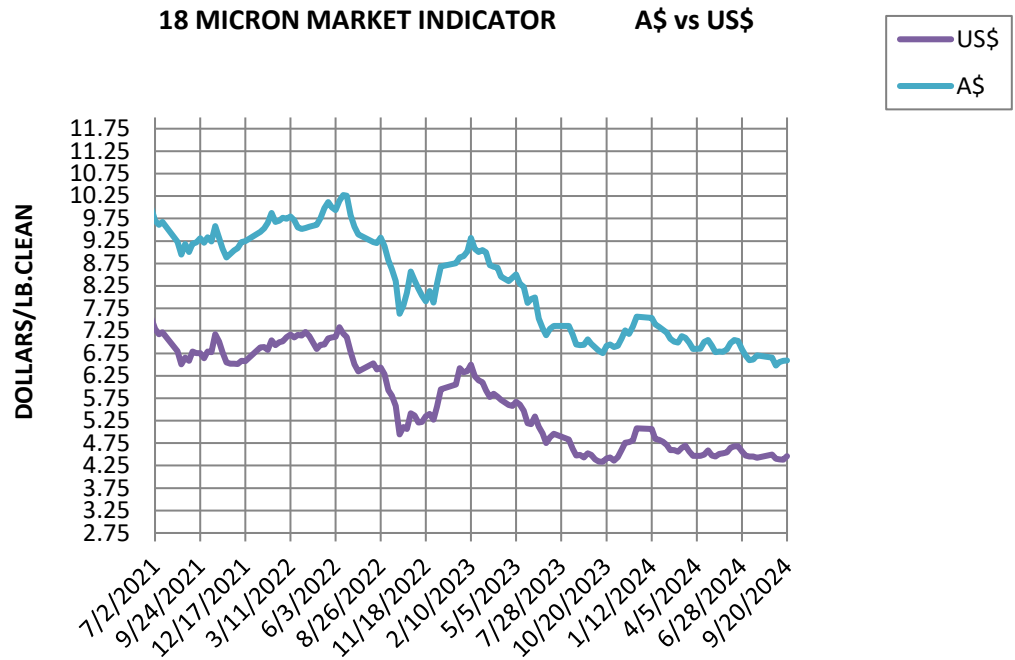
A\$ vs US\$



19 MICRON MARKET INDICATOR A\$ vs US\$



18 MICRON MARKET INDICATOR A\$ vs US\$



17 MICRON MARKET INDICATOR

A\$ vs US\$

