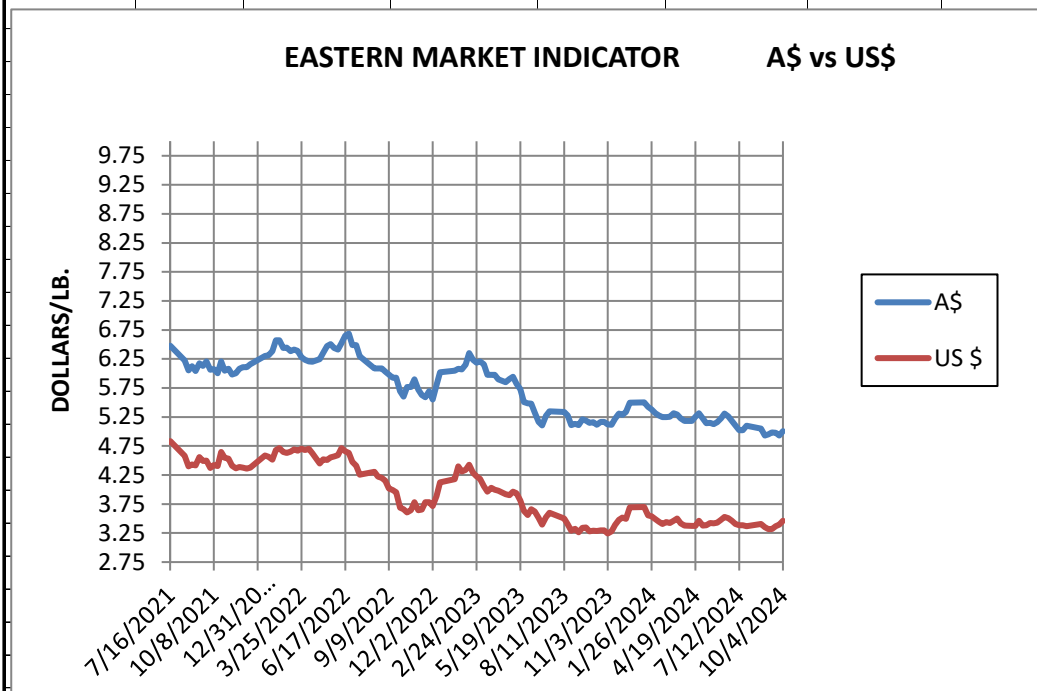


WEEK ENDING
OCTOBER 4, 2024

ASI Conversion Chart -- AWEX Prices to USD Per Pound							
MARKET INDICATOR CHANGE		US \$/LB.		Clean on floor			
CATEGORY		10/4/2024		9/27/2024		Change	
		A\$	US\$	A\$	US\$	A\$	US\$
EASTERN MI		\$ 5.01	\$ 3.46	\$ 4.93	\$ 3.40	0.08	0.06
Micron							
	17	\$ 7.40	\$ 5.11	\$ 7.30	\$ 5.03	0.10	0.08
	18	\$ 6.71	\$ 4.63	\$ 6.49	\$ 4.47	0.22	0.17
	19	\$ 6.15	\$ 4.25	\$ 6.04	\$ 4.16	0.11	0.09
	20	\$ 5.82	\$ 4.02	\$ 5.75	\$ 3.96	0.07	0.06
	21	\$ 5.69	\$ 3.93	\$ 5.62	\$ 3.87	0.06	0.06
	22	\$ 5.55	\$ 3.83	\$ 5.50	\$ 3.79	0.05	0.04
	23	\$ 5.33	\$ 3.68	\$ 5.38	\$ 3.70	-0.05	-0.02
	24	\$ 4.81	\$ 3.32	\$ 4.78	\$ 3.29	0.03	0.03
	25	\$ 3.13	\$ 2.17	\$ 3.08	\$ 2.12	0.05	0.04
	26	\$ 2.61	\$ 1.80	\$ 2.61	\$ 1.80	0.00	0.01
	28	\$ 1.68	\$ 1.16	\$ 1.67	\$ 1.15	0.01	0.01
	30	\$ 1.51	\$ 1.05	\$ 1.52	\$ 1.04	0.00	0.00
	32	\$ 1.30	\$ 0.90	\$ 1.29	\$ 0.89	0.01	0.01
	MC	\$ 3.16	\$ 2.18	\$ 3.13	\$ 2.15	0.04	0.03
CURRENCY (US \$/A \$)			\$ 0.6908		\$ 0.6888		0.0020



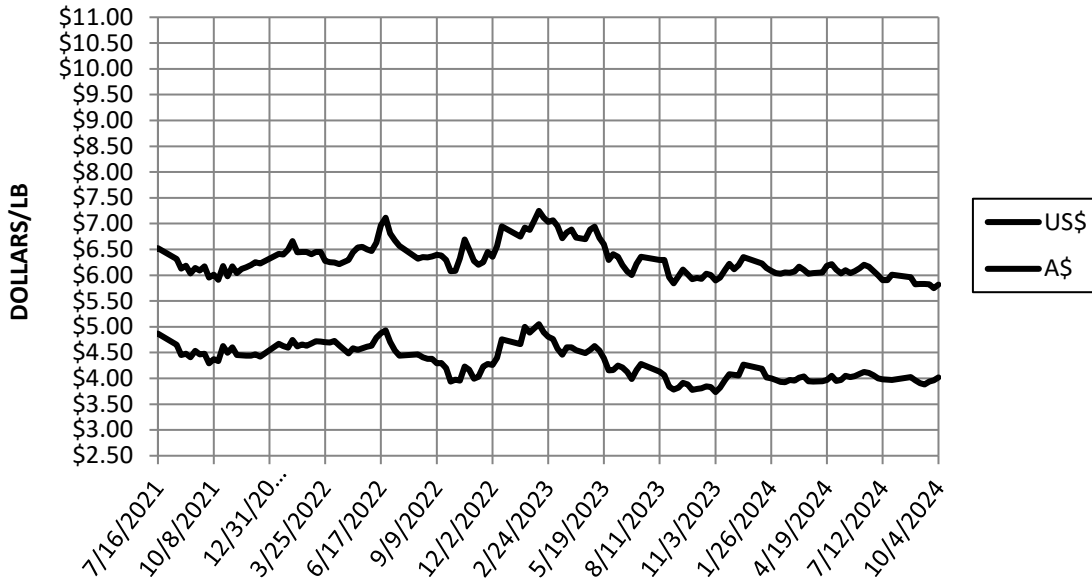
Information source: Wooltrak, Australian Wool Exchange, Weekly Market Review

WEEK ENDING
OCTOBER 4, 2024

MARKET INDICATOR CHANGES US \$/LB. Clean on floor

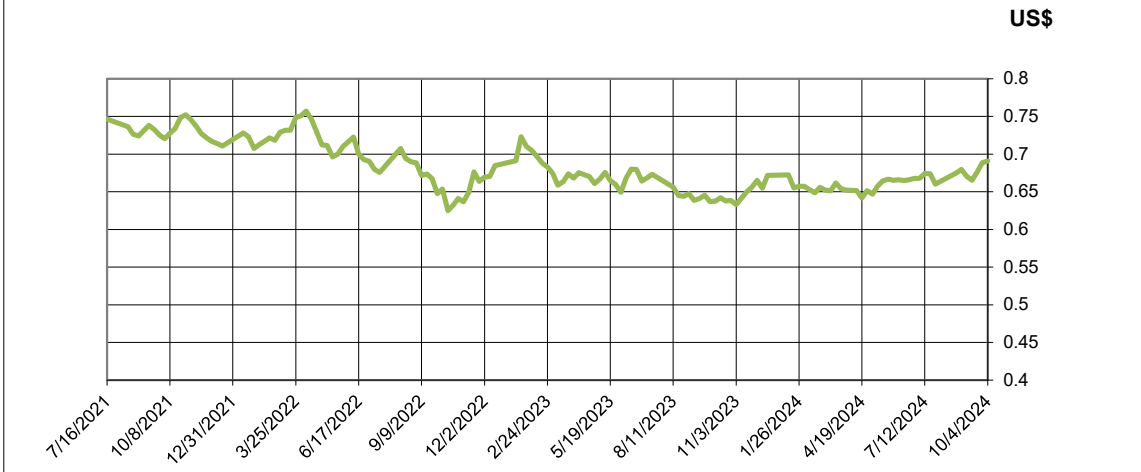
CATEGORY	10/4/2024		9/27/2024		Change	
	A\$	US\$	A\$	US\$	A\$	US\$
EASTERN MI	\$ 5.01	\$ 3.46	\$ 4.93	\$ 3.40	0.08	0.06
Micron						
17	\$ 7.40	\$ 5.11	\$ 7.30	\$ 5.03	0.10	0.08
18	\$ 6.71	\$ 4.63	\$ 6.49	\$ 4.47	0.22	0.17
19	\$ 6.15	\$ 4.25	\$ 6.04	\$ 4.16	0.11	0.09
20	\$ 5.82	\$ 4.02	\$ 5.75	\$ 3.96	0.07	0.06
21	\$ 5.69	\$ 3.93	\$ 5.62	\$ 3.87	0.06	0.06
22	\$ 5.55	\$ 3.83	\$ 5.50	\$ 3.79	0.05	0.04
23	\$ 5.33	\$ 3.68	\$ 5.38	\$ 3.70	-0.05	-0.02
24	\$ 4.81	\$ 3.32	\$ 4.78	\$ 3.29	0.03	0.03
25	\$ 3.13	\$ 2.17	\$ 3.08	\$ 2.12	0.05	0.04
26	\$ 2.61	\$ 1.80	\$ 2.61	\$ 1.80	0.00	0.01
28	\$ 1.68	\$ 1.16	\$ 1.67	\$ 1.15	0.01	0.01
30	\$ 1.51	\$ 1.05	\$ 1.52	\$ 1.04	0.00	0.00
32	\$ 1.30	\$ 0.90	\$ 1.29	\$ 0.89	0.01	0.01
MC	\$ 3.16	\$ 2.18	\$ 3.13	\$ 2.15	0.04	0.03
CURRENCY (US \$/A \$)		\$ 0.6908		\$ 0.6888		0.0020

20 MICRON MARKET INDICATOR

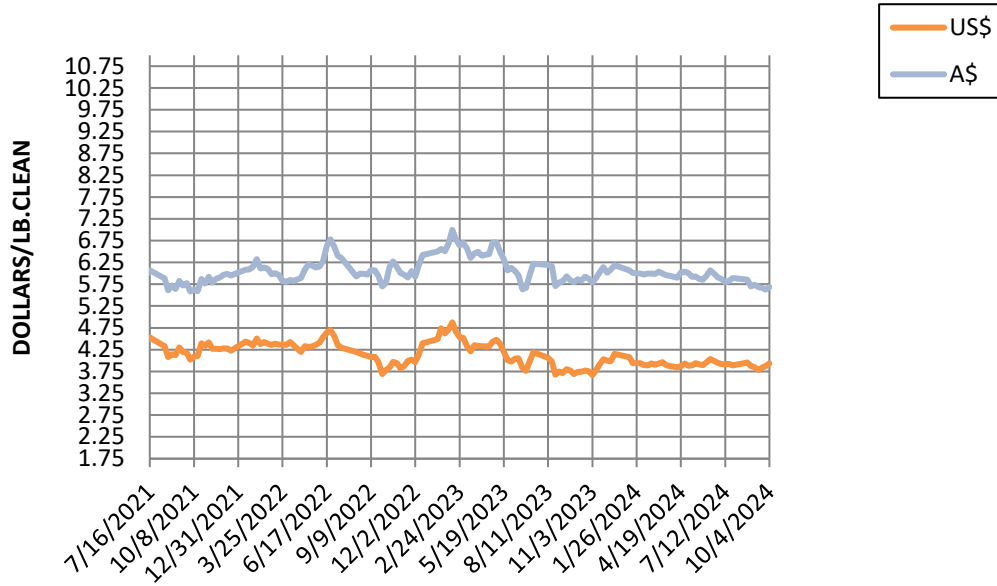


Information source: Wooltrak, Australian Wool Exchange, Weekly Market Review

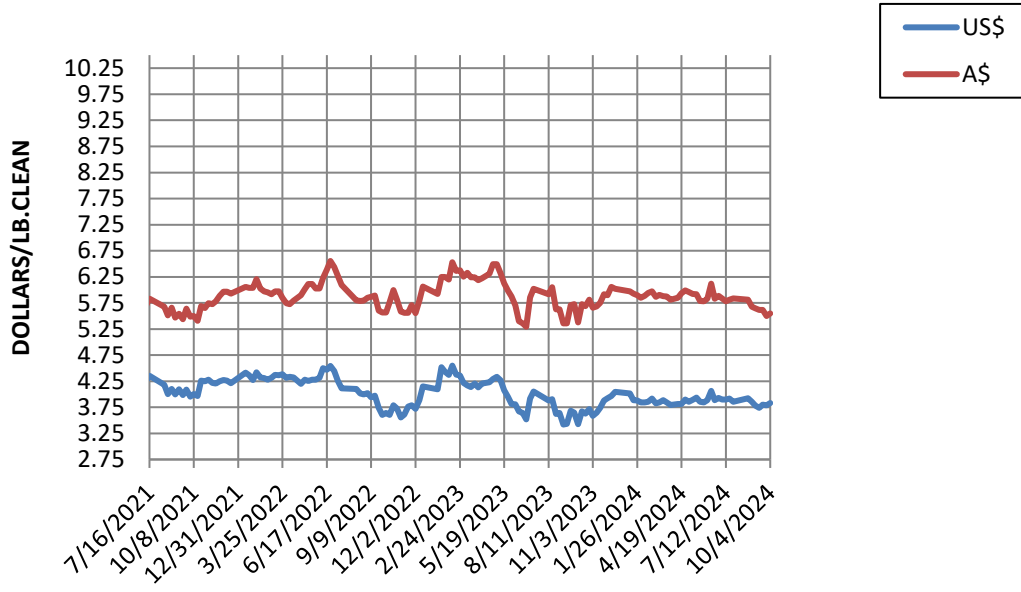
CURRENCY RATE (US\$:A\$)



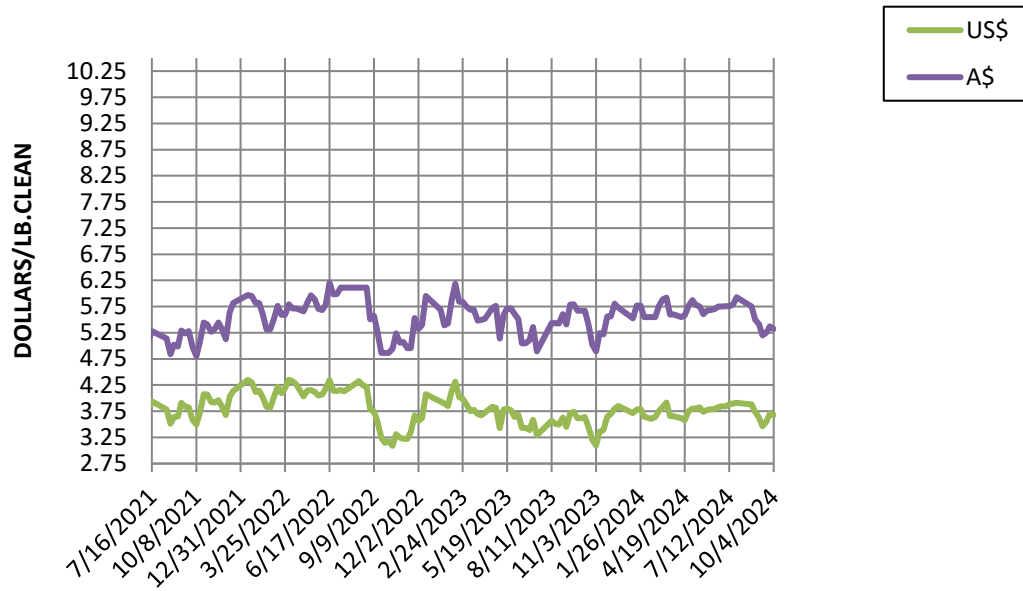
21 MICRON MARKET INDICATOR A\$ vs US\$



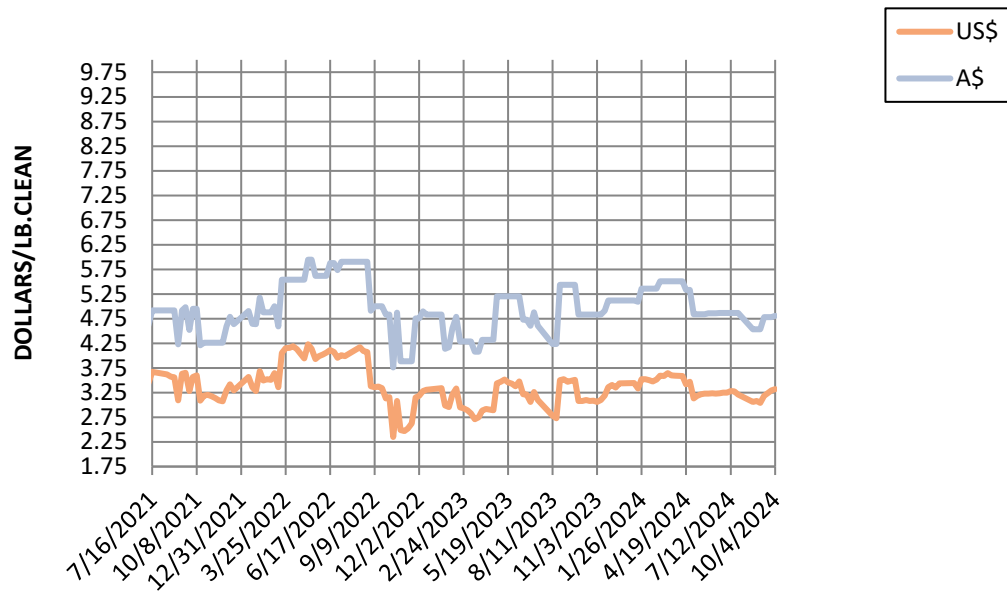
22 MICRON MARKET INDICATOR A\$ vs US\$



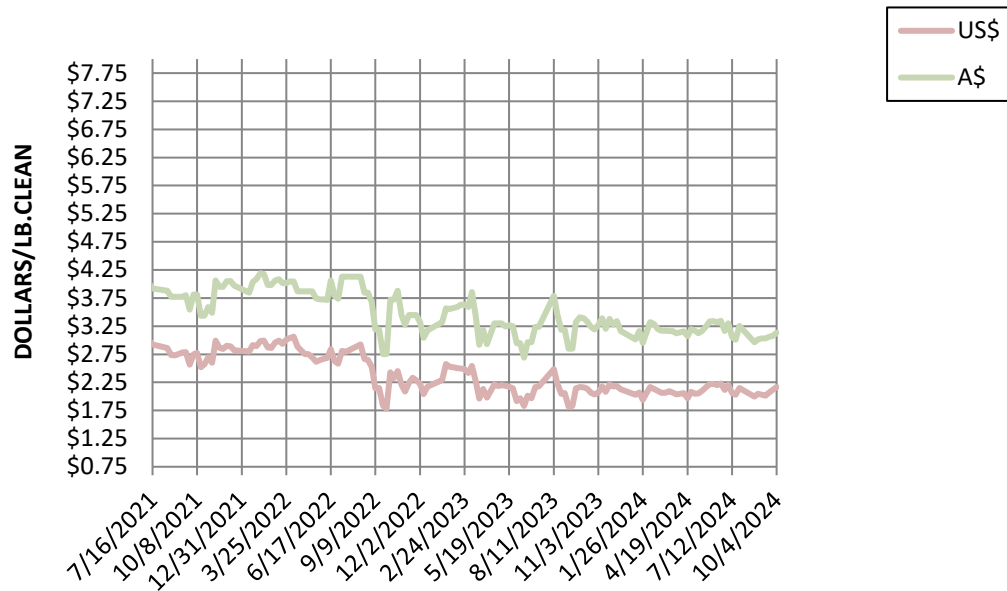
23 MICRON MARKET INDICATOR A\$ vs US\$



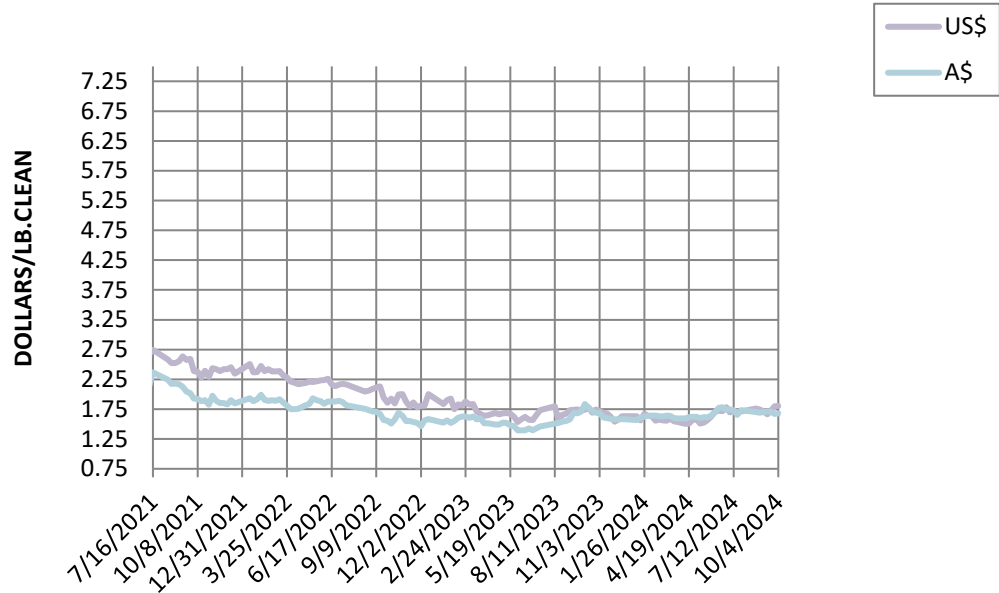
24 MICRON MARKET INDICATOR A\$ vs US\$



25 MICRON MARKET INDICATOR A\$ vs US\$

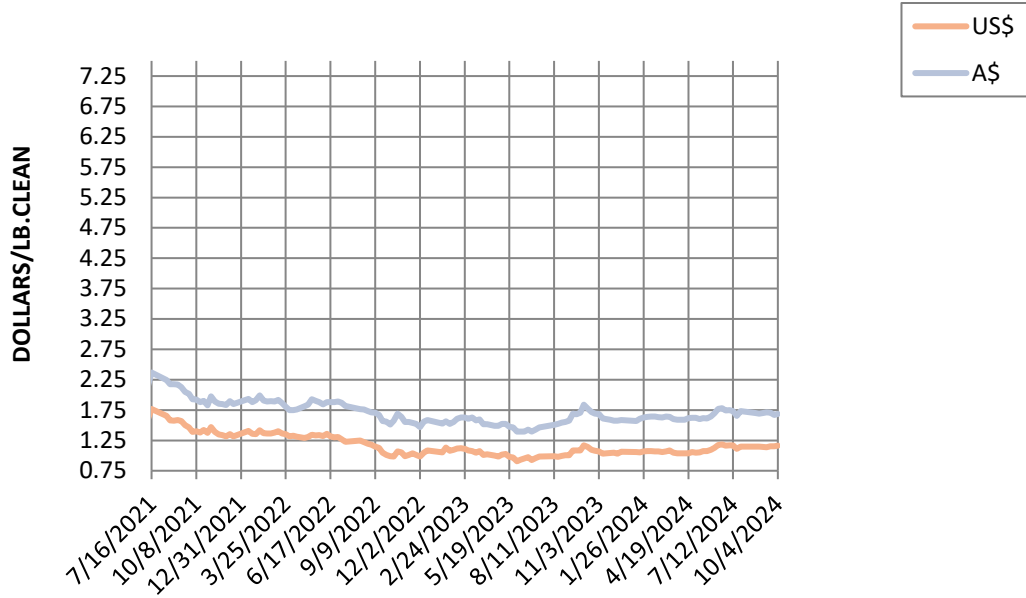


26 MICRON MARKET INDICATOR A\$ vs US\$



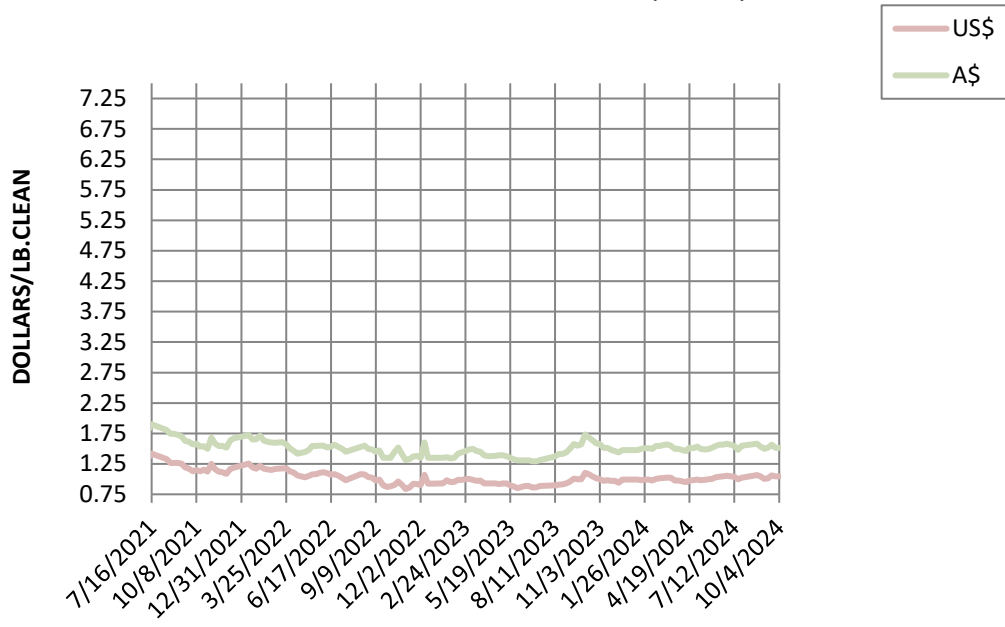
28 MICRON MARKET INDICATOR

A\$ vs US\$



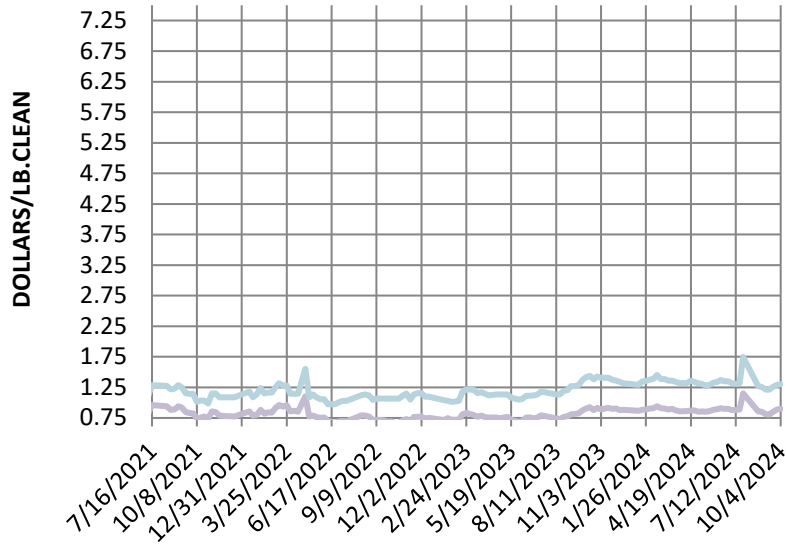
30 MICRON MARKET INDICATOR

A\$ vs US\$



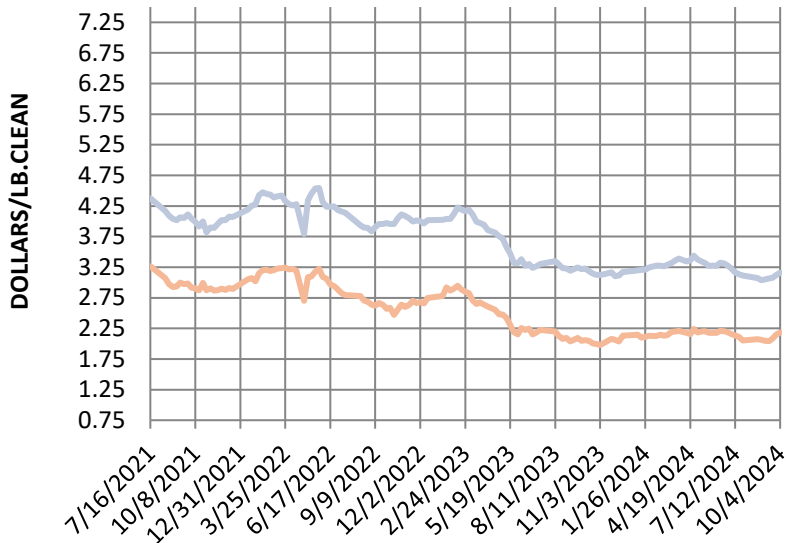
32 MICRON MARKET INDICATOR

A\$ vs US\$



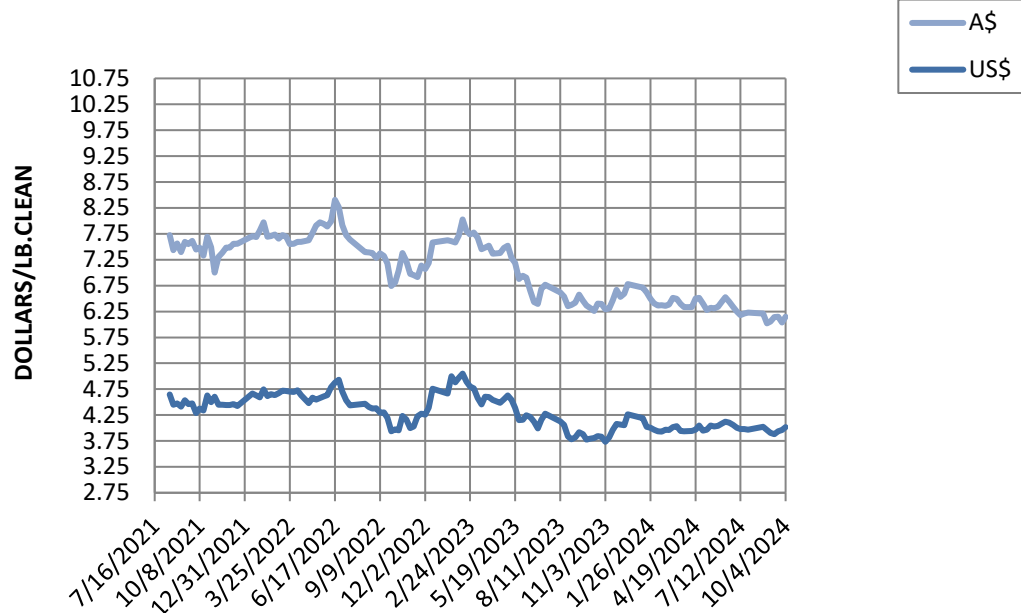
MC MICRON MARKET INDICATOR

A\$ vs US\$



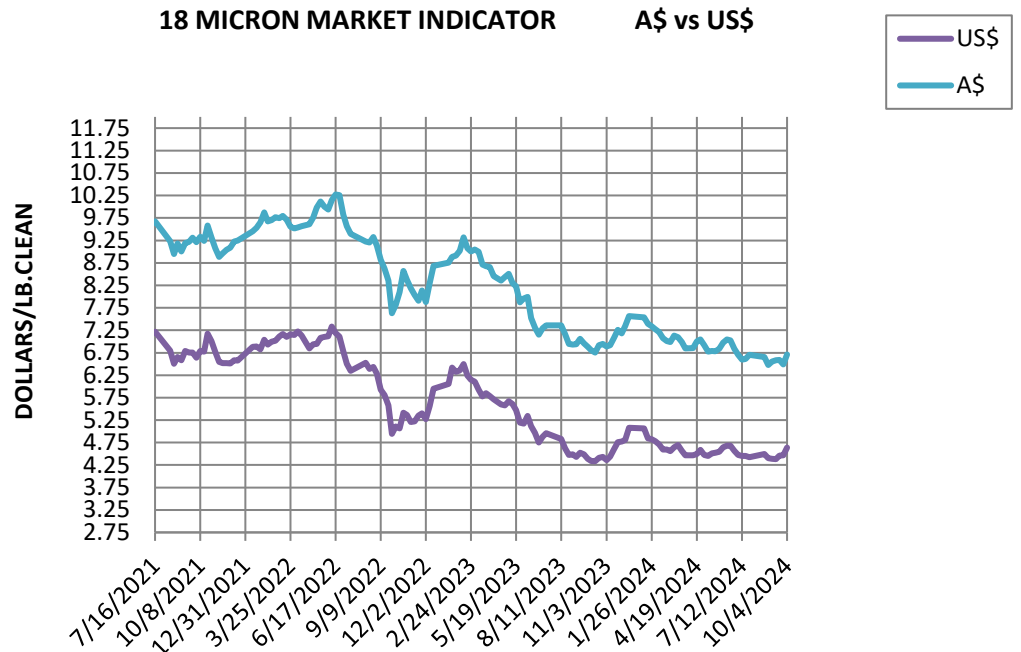
19 MICRON MARKET INDICATOR

A\$ vs US\$



18 MICRON MARKET INDICATOR

A\$ vs US\$



17 MICRON MARKET INDICATOR

A\$ vs US\$

