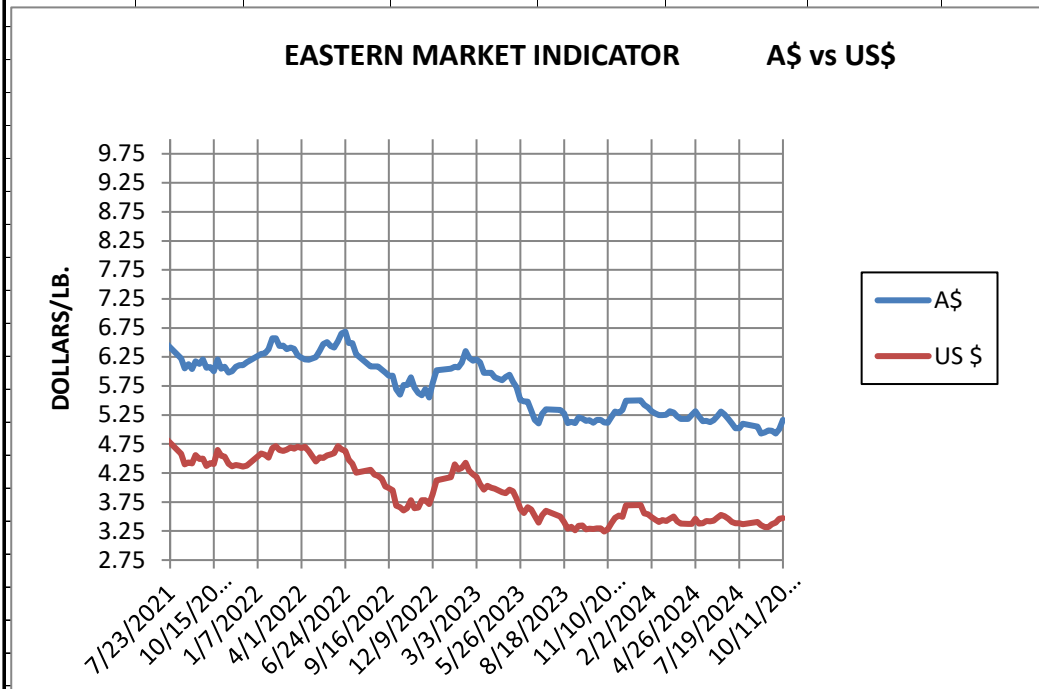


WEEK ENDING
OCTOBER 11, 2024

ASI Conversion Table -- AWEX Prices to USD Per Pound							
MARKET INDICATOR CHANGE		US \$/LB.		Clean on floor			
CATEGORY		10/11/2024		10/4/2024		Change	
		A\$	US\$	A\$	US\$	A\$	US\$
EASTERN MI		\$ 5.17	\$ 3.48	\$ 5.01	\$ 3.46	0.16	0.02
Micron							
17		\$ 7.73	\$ 5.20	\$ 7.40	\$ 5.11	0.33	0.09
18		\$ 6.95	\$ 4.68	\$ 6.71	\$ 4.63	0.24	0.04
19		\$ 6.40	\$ 4.31	\$ 6.15	\$ 4.25	0.25	0.06
20		\$ 6.03	\$ 4.06	\$ 5.82	\$ 4.02	0.21	0.04
21		\$ 5.85	\$ 3.93	\$ 5.69	\$ 3.93	0.16	0.01
22		\$ 5.63	\$ 3.79	\$ 5.55	\$ 3.83	0.08	-0.05
23		\$ 5.47	\$ 3.68	\$ 5.33	\$ 3.68	0.15	0.00
24		\$ 5.34	\$ 3.59	\$ 4.81	\$ 3.32	0.53	0.27
25		\$ 3.28	\$ 2.21	\$ 3.13	\$ 2.17	0.15	0.04
26		\$ 2.73	\$ 1.84	\$ 2.61	\$ 1.80	0.12	0.03
28		\$ 1.72	\$ 1.16	\$ 1.68	\$ 1.16	0.04	-0.01
30		\$ 1.53	\$ 1.03	\$ 1.51	\$ 1.05	0.02	-0.01
32		\$ 1.28	\$ 0.86	\$ 1.30	\$ 0.90	-0.02	-0.04
MC		\$ 3.17	\$ 2.13	\$ 3.16	\$ 2.18	0.01	-0.05
CURRENCY (US \$/A \$)			\$ 0.6727		\$ 0.6908		-0.0181



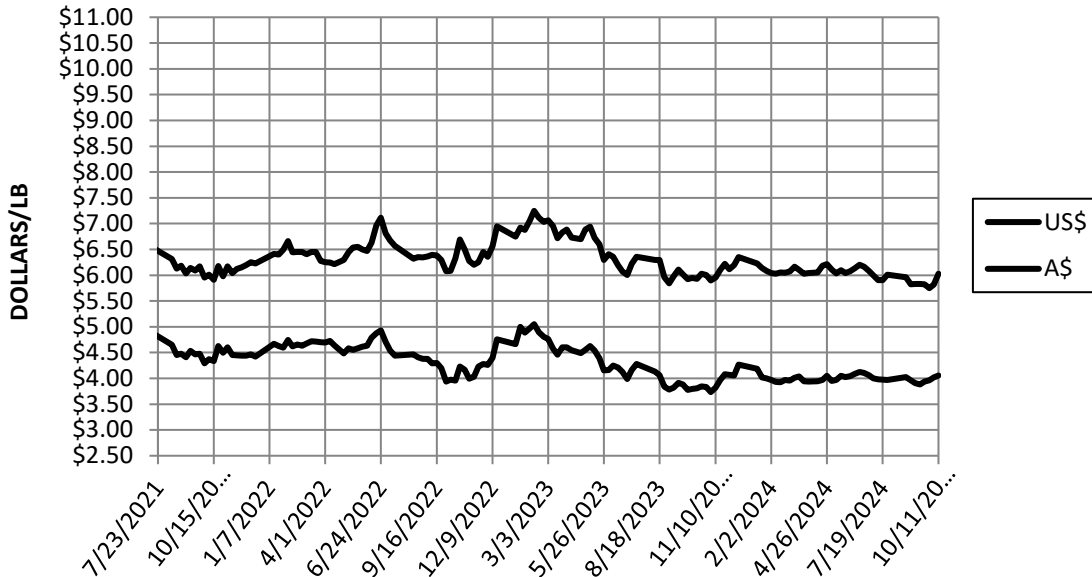
Information source: Wooltrak, Australian Wool Exchange, Weekly Market Review

WEEK ENDING
OCTOBER 11, 2024

MARKET INDICATOR CHANGES US \$/LB. Clean on floor

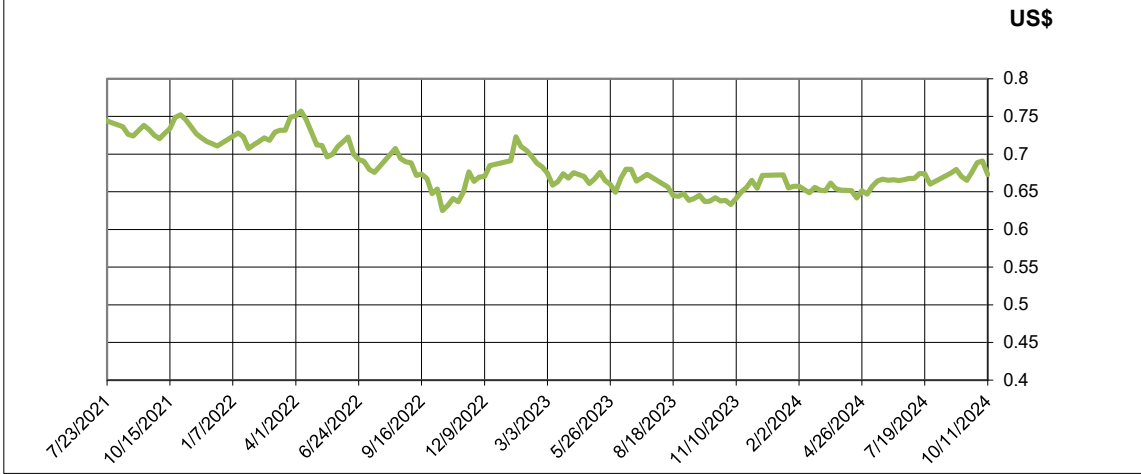
CATEGORY	10/11/2024		10/4/2024		Change	
	A\$	US\$	A\$	US\$	A\$	US\$
EASTERN MI	\$ 5.17	\$ 3.48	\$ 5.01	\$ 3.46	0.16	0.02
Micron						
17	\$ 7.73	\$ 5.20	\$ 7.40	\$ 5.11	0.33	0.09
18	\$ 6.95	\$ 4.68	\$ 6.71	\$ 4.63	0.24	0.04
19	\$ 6.40	\$ 4.31	\$ 6.15	\$ 4.25	0.25	0.06
20	\$ 6.03	\$ 4.06	\$ 5.82	\$ 4.02	0.21	0.04
21	\$ 5.85	\$ 3.93	\$ 5.69	\$ 3.93	0.16	0.01
22	\$ 5.63	\$ 3.79	\$ 5.55	\$ 3.83	0.08	-0.05
23	\$ 5.47	\$ 3.68	\$ 5.33	\$ 3.68	0.15	0.00
24	\$ 5.34	\$ 3.59	\$ 4.81	\$ 3.32	0.53	0.27
25	\$ 3.28	\$ 2.21	\$ 3.13	\$ 2.17	0.15	0.04
26	\$ 2.73	\$ 1.84	\$ 2.61	\$ 1.80	0.12	0.03
28	\$ 1.72	\$ 1.16	\$ 1.68	\$ 1.16	0.04	-0.01
30	\$ 1.53	\$ 1.03	\$ 1.51	\$ 1.05	0.02	-0.01
32	\$ 1.28	\$ 0.86	\$ 1.30	\$ 0.90	-0.02	-0.04
MC	\$ 3.17	\$ 2.13	\$ 3.16	\$ 2.18	0.01	-0.05
CURRENCY (US \$/A \$)		\$ 0.6727		\$ 0.6908		-0.0181

20 MICRON MARKET INDICATOR

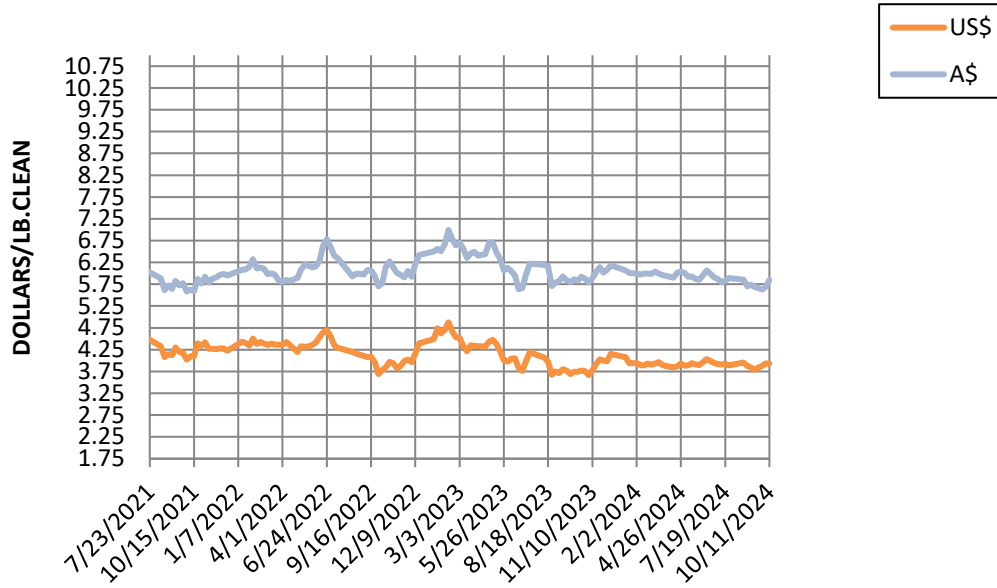


Information source: Wooltrak, Australian Wool Exchange, Weekly Market Review

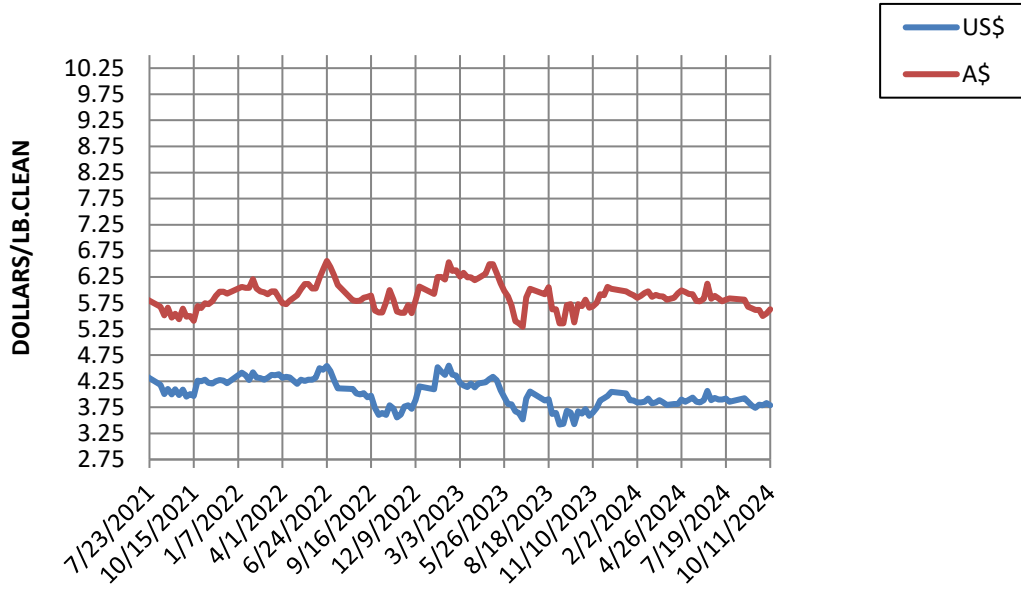
CURRENCY RATE (US\$:A\$)



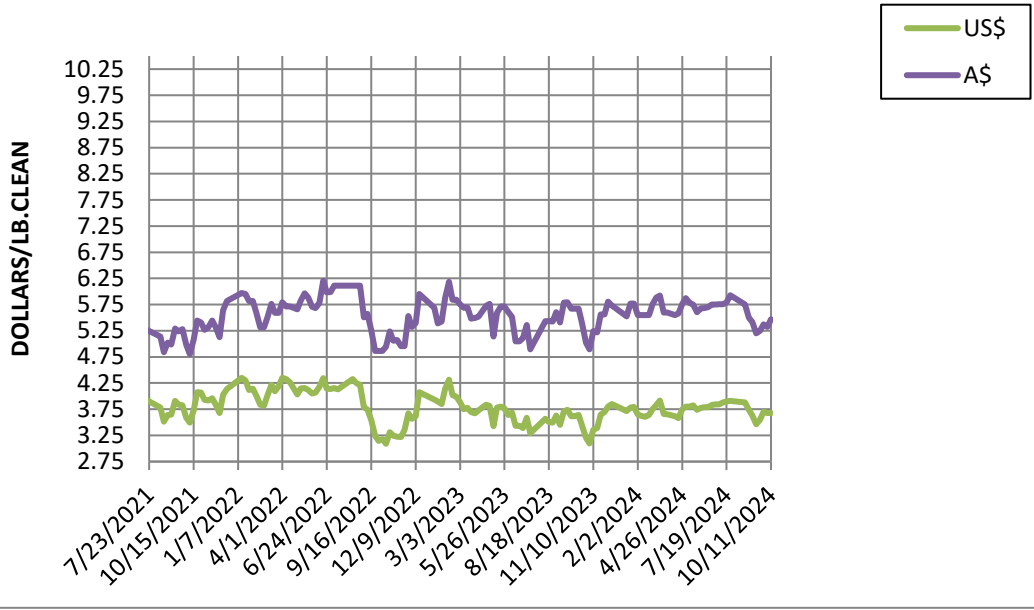
21 MICRON MARKET INDICATOR A\$ vs US\$



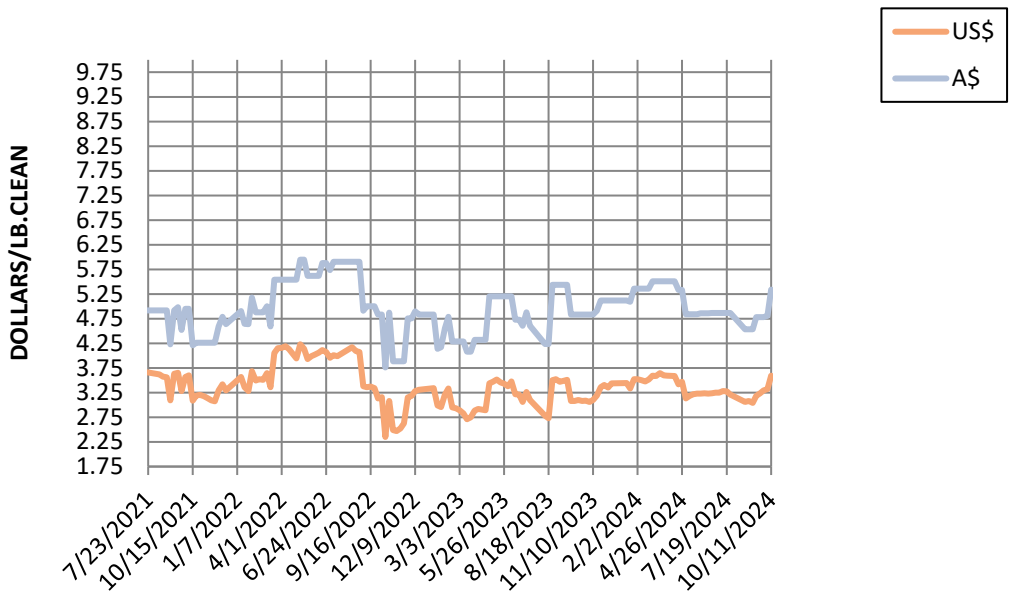
22 MICRON MARKET INDICATOR A\$ vs US\$



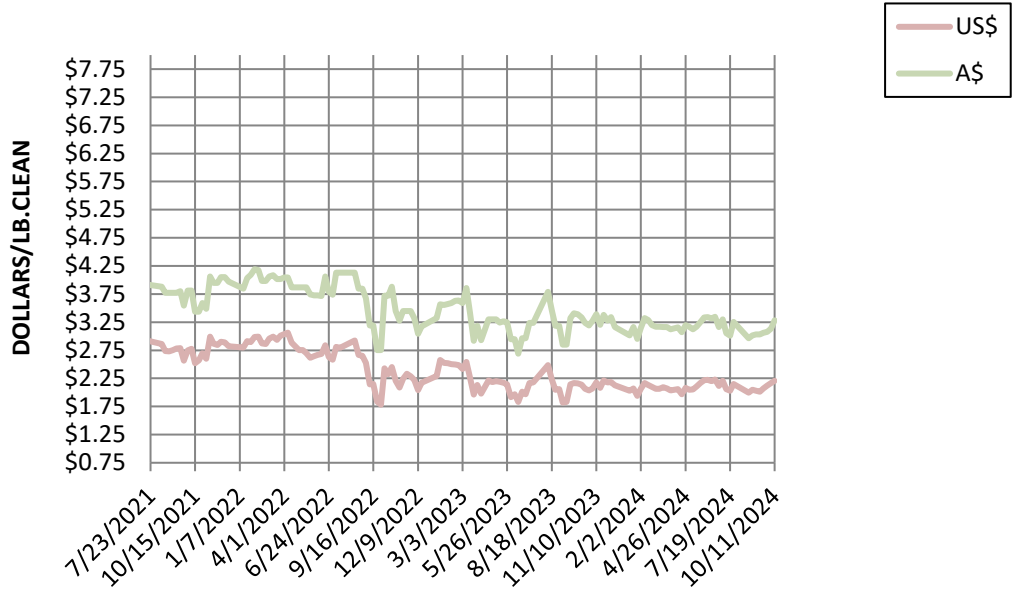
23 MICRON MARKET INDICATOR A\$ vs US\$



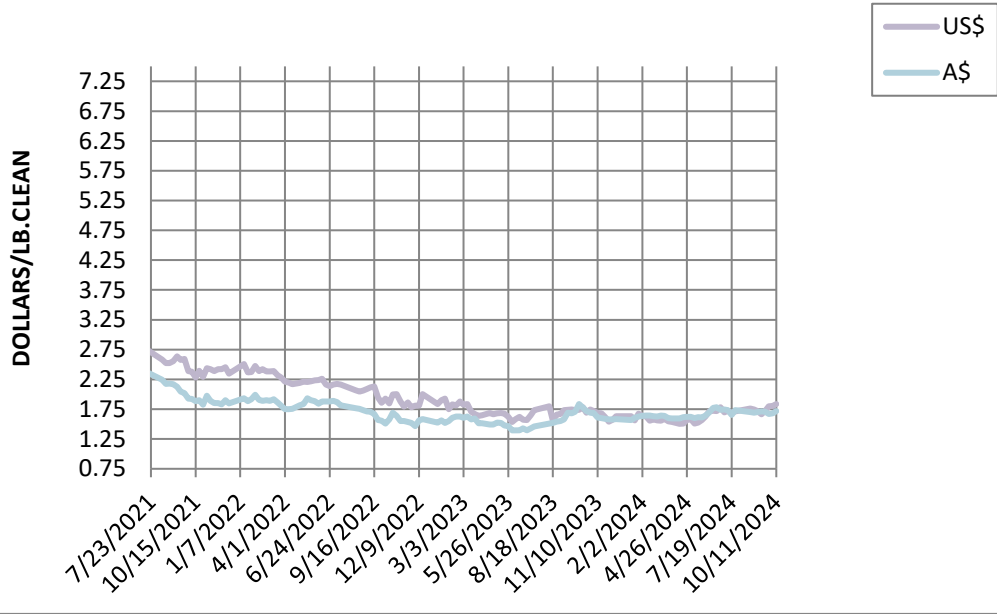
24 MICRON MARKET INDICATOR A\$ vs US\$



25 MICRON MARKET INDICATOR A\$ vs US\$

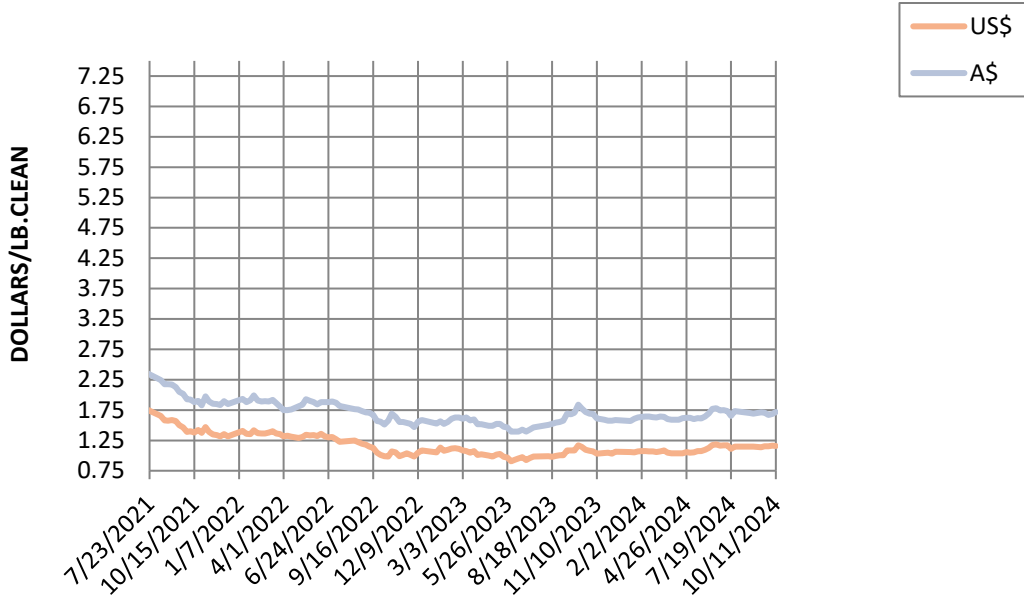


26 MICRON MARKET INDICATOR A\$ vs US\$



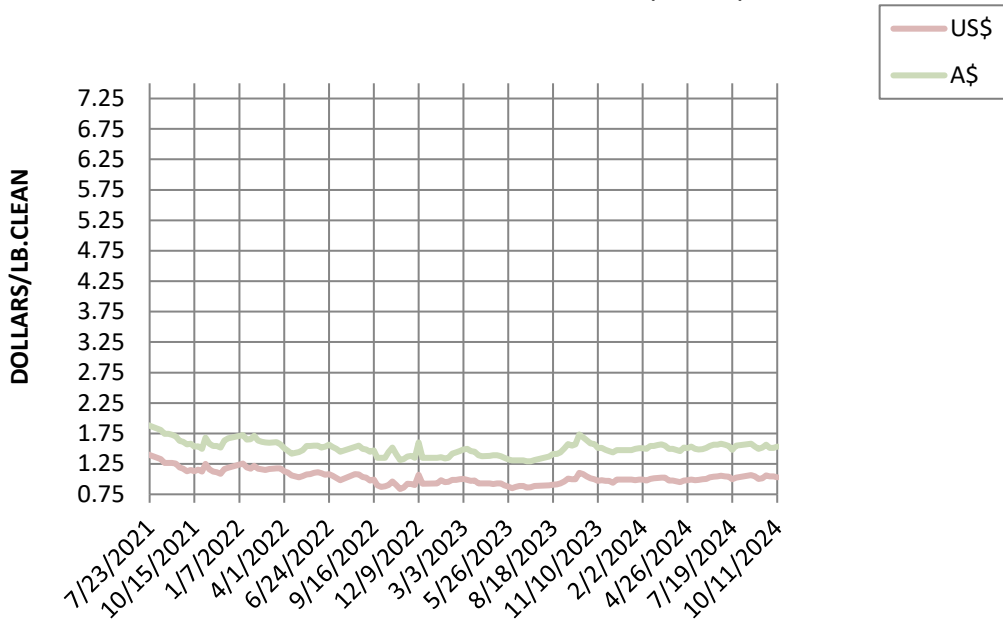
28 MICRON MARKET INDICATOR

A\$ vs US\$



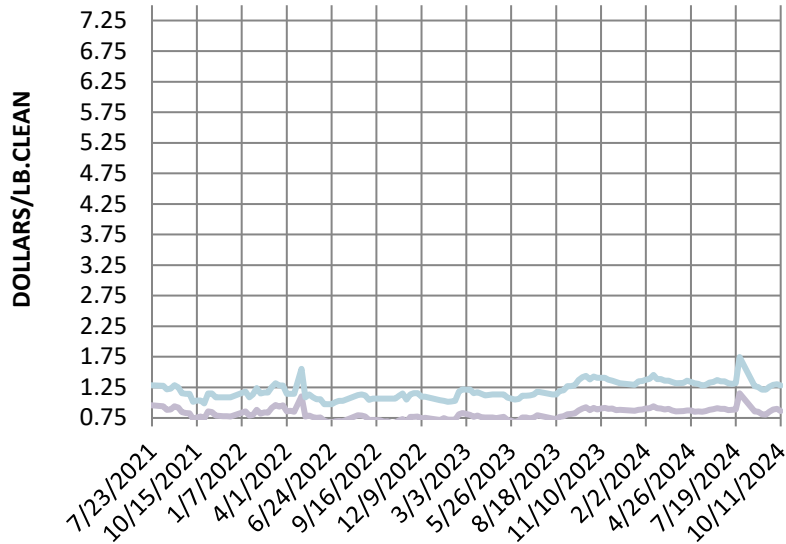
30 MICRON MARKET INDICATOR

A\$ vs US\$



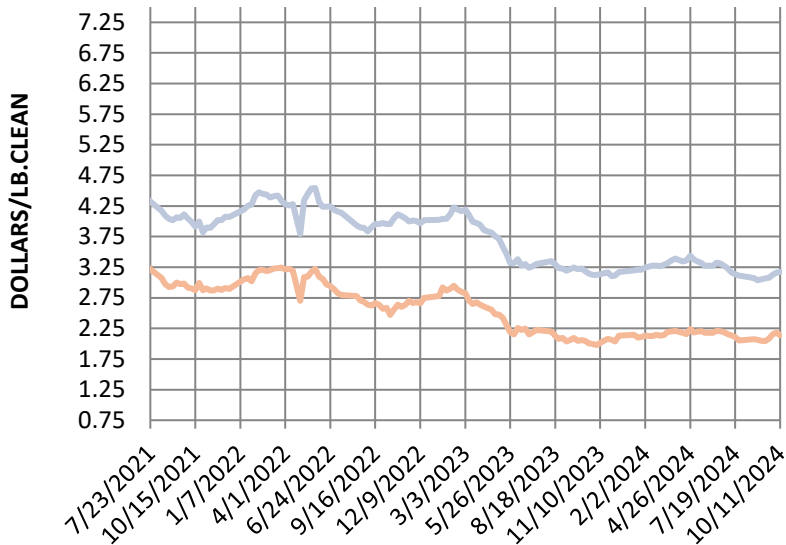
32 MICRON MARKET INDICATOR

A\$ vs US\$

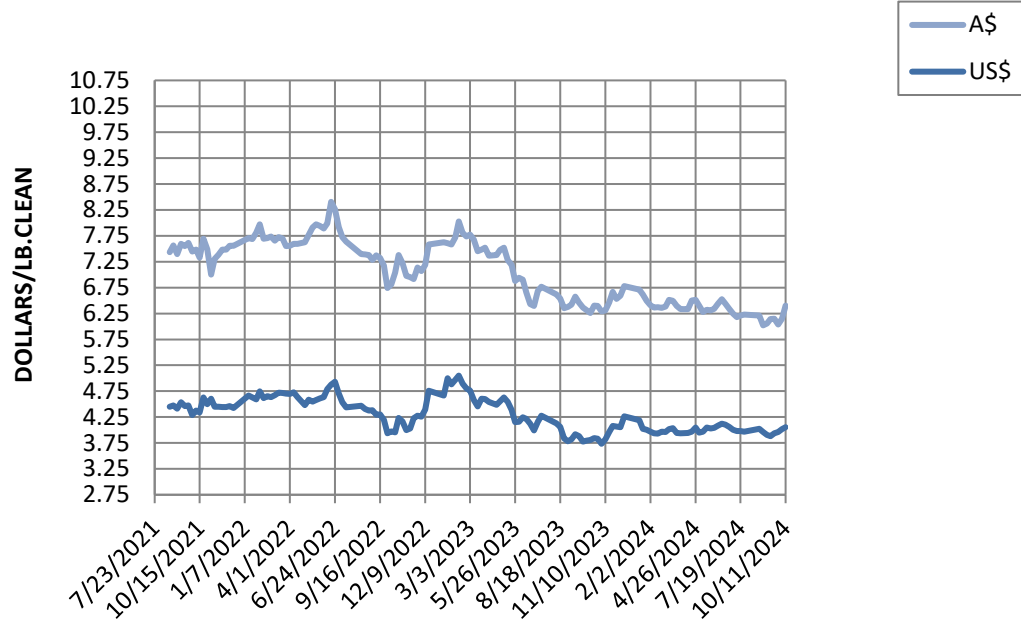


MC MICRON MARKET INDICATOR

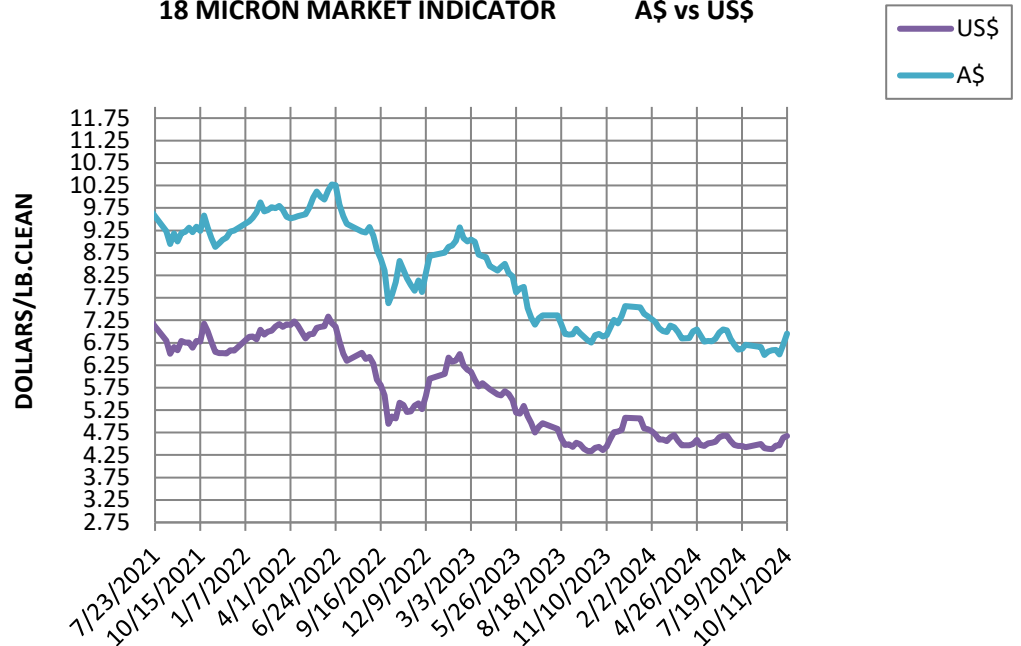
A\$ vs US\$



19 MICRON MARKET INDICATOR A\$ vs US\$



18 MICRON MARKET INDICATOR A\$ vs US\$



17 MICRON MARKET INDICATOR

A\$ vs US\$

