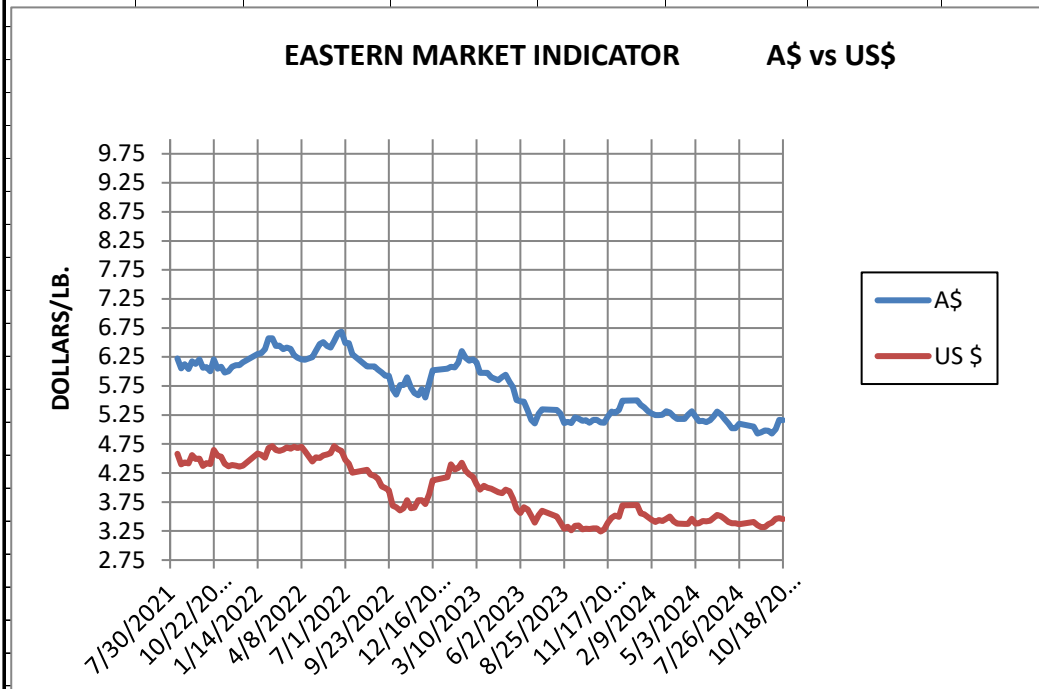


WEEK ENDING
OCTOBER 18, 2024

ASI Conversion Chart -- AWEX Prices to USD Per Pound							
MARKET INDICATOR CHANGE		US \$/LB.		Clean on floor			
CATEGORY		10/18/2024		10/11/2024		Change	
		A\$	US\$	A\$	US\$	A\$	US\$
EASTERN MI		\$ 5.16	\$ 3.46	\$ 5.17	\$ 3.48	0.00	-0.02
Micron							
17		\$ 7.66	\$ 5.13	\$ 7.73	\$ 5.20	-0.07	-0.07
18		\$ 6.92	\$ 4.63	\$ 6.95	\$ 4.68	-0.04	-0.05
19		\$ 6.39	\$ 4.28	\$ 6.40	\$ 4.31	-0.01	-0.03
20		\$ 5.98	\$ 4.00	\$ 6.03	\$ 4.06	-0.05	-0.06
21		\$ 5.82	\$ 3.89	\$ 5.85	\$ 3.93	-0.03	-0.04
22		\$ 5.61	\$ 3.75	\$ 5.63	\$ 3.79	-0.02	-0.03
23		\$ 5.37	\$ 3.60	\$ 5.47	\$ 3.68	-0.10	-0.08
24		\$ 5.34	\$ 3.57	\$ 5.34	\$ 3.59	0.00	-0.02
25		\$ 3.22	\$ 2.16	\$ 3.28	\$ 2.21	-0.06	-0.05
26		\$ 2.70	\$ 1.81	\$ 2.73	\$ 1.84	-0.03	-0.03
28		\$ 1.74	\$ 1.17	\$ 1.72	\$ 1.16	0.02	0.01
30		\$ 1.54	\$ 1.03	\$ 1.53	\$ 1.03	0.01	0.00
32		\$ 1.33	\$ 0.89	\$ 1.28	\$ 0.86	0.05	0.03
MC		\$ 3.19	\$ 2.13	\$ 3.17	\$ 2.13	0.01	0.00
CURRENCY (US \$/A \$)		\$ 0.6694		\$ 0.6727		-0.0033	



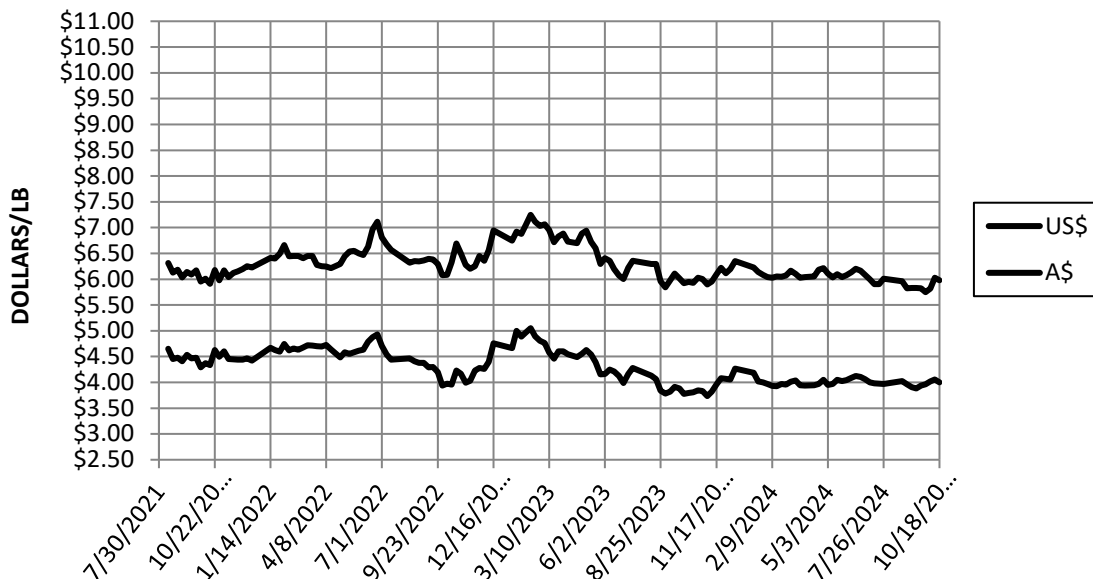
Information source: Wooltrak, Australian Wool Exchange, Weekly Market Review

WEEK ENDING
OCTOBER 18

MARKET INDICATOR CHANGES US \$/LB. ²⁰²⁴ Clean on floor

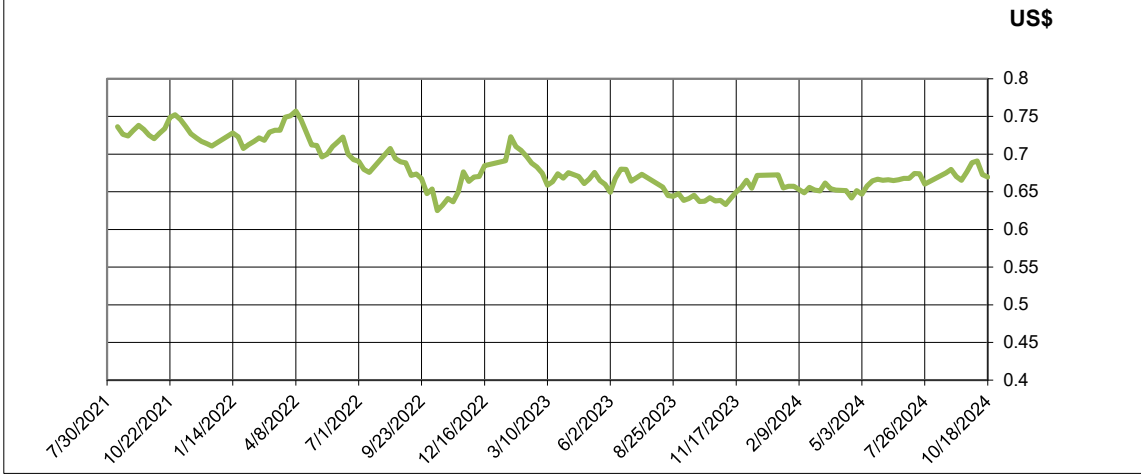
CATEGORY	10/18/2024		10/11/2024		Change	
	A\$	US\$	A\$	US\$	A\$	US\$
EASTERN MI	\$ 5.16	\$ 3.46	\$ 5.17	\$ 3.48	0.00	-0.02
Micron						
17	\$ 7.66	\$ 5.13	\$ 7.73	\$ 5.20	-0.07	-0.07
18	\$ 6.92	\$ 4.63	\$ 6.95	\$ 4.68	-0.04	-0.05
19	\$ 6.39	\$ 4.28	\$ 6.40	\$ 4.31	-0.01	-0.03
20	\$ 5.98	\$ 4.00	\$ 6.03	\$ 4.06	-0.05	-0.06
21	\$ 5.82	\$ 3.89	\$ 5.85	\$ 3.93	-0.03	-0.04
22	\$ 5.61	\$ 3.75	\$ 5.63	\$ 3.79	-0.02	-0.03
23	\$ 5.37	\$ 3.60	\$ 5.47	\$ 3.68	-0.10	-0.08
24	\$ 5.34	\$ 3.57	\$ 5.34	\$ 3.59	0.00	-0.02
25	\$ 3.22	\$ 2.16	\$ 3.28	\$ 2.21	-0.06	-0.05
26	\$ 2.70	\$ 1.81	\$ 2.73	\$ 1.84	-0.03	-0.03
28	\$ 1.74	\$ 1.17	\$ 1.72	\$ 1.16	0.02	0.01
30	\$ 1.54	\$ 1.03	\$ 1.53	\$ 1.03	0.01	0.00
32	\$ 1.33	\$ 0.89	\$ 1.28	\$ 0.86	0.05	0.03
MC	\$ 3.19	\$ 2.13	\$ 3.17	\$ 2.13	0.01	0.00
CURRENCY (US \$/A \$)		\$ 0.6694		\$ 0.6727		-0.0033

20 MICRON MARKET INDICATOR

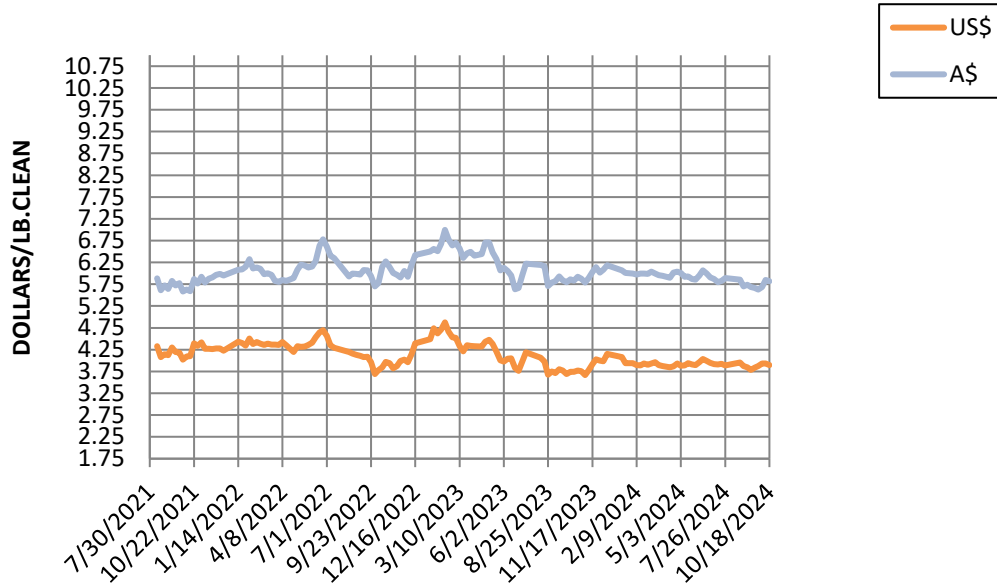


Information source: Wooltrak, Australian Wool Exchange, Weekly Market Review

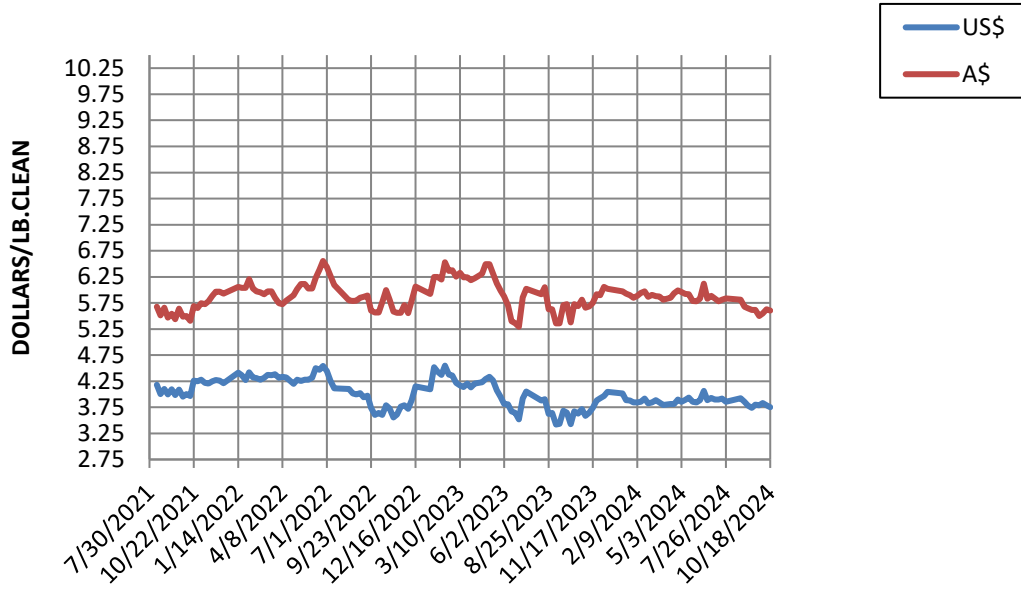
CURRENCY RATE (US\$:A\$)



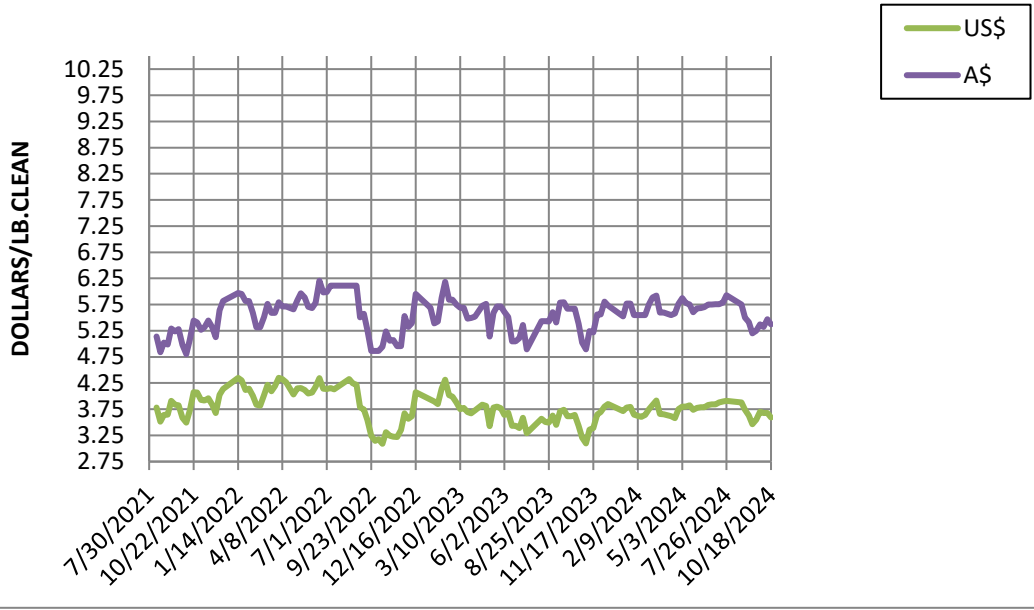
21 MICRON MARKET INDICATOR A\$ vs US\$



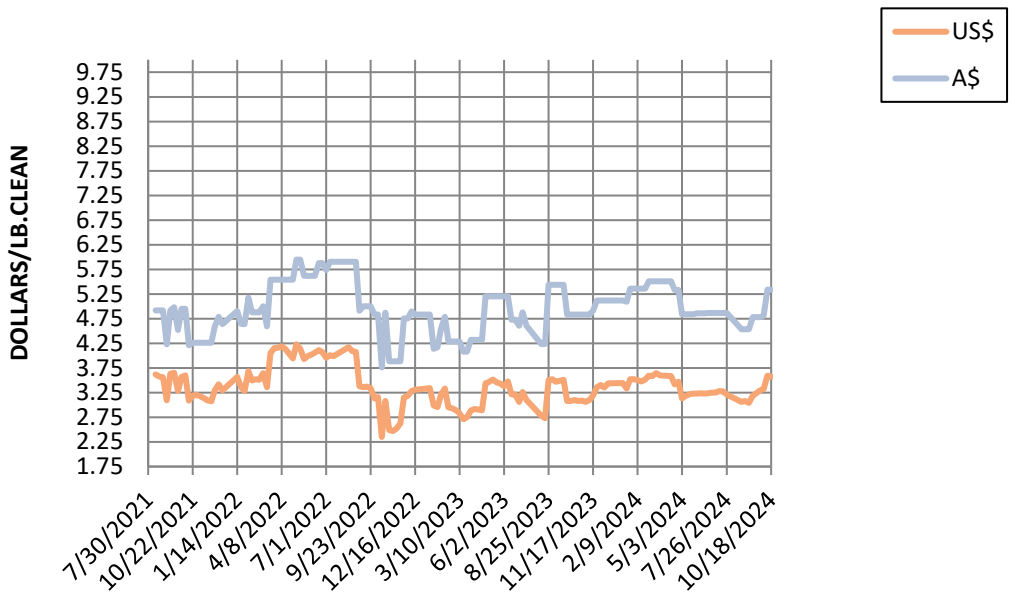
22 MICRON MARKET INDICATOR A\$ vs US\$



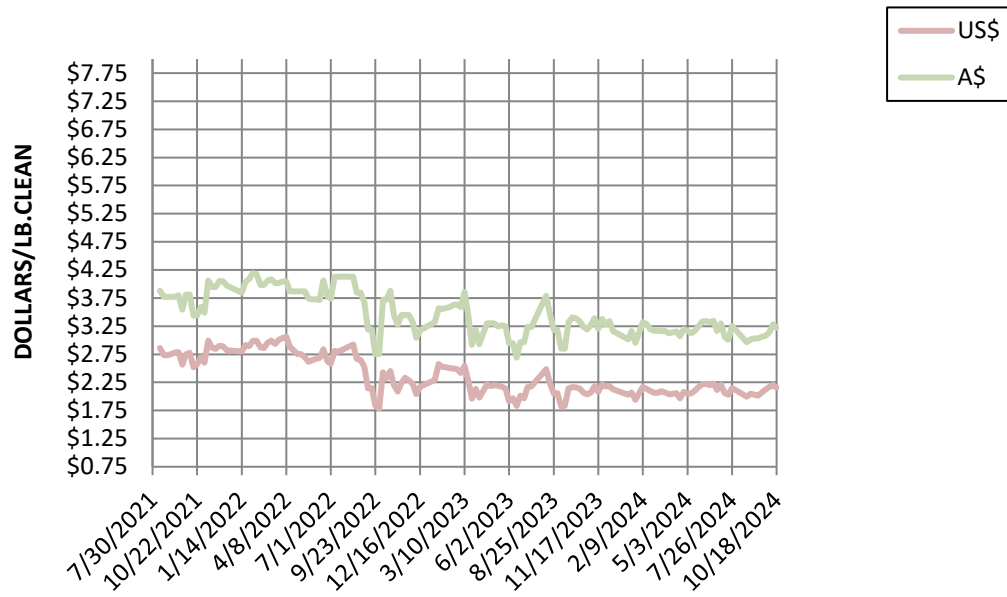
23 MICRON MARKET INDICATOR A\$ vs US\$



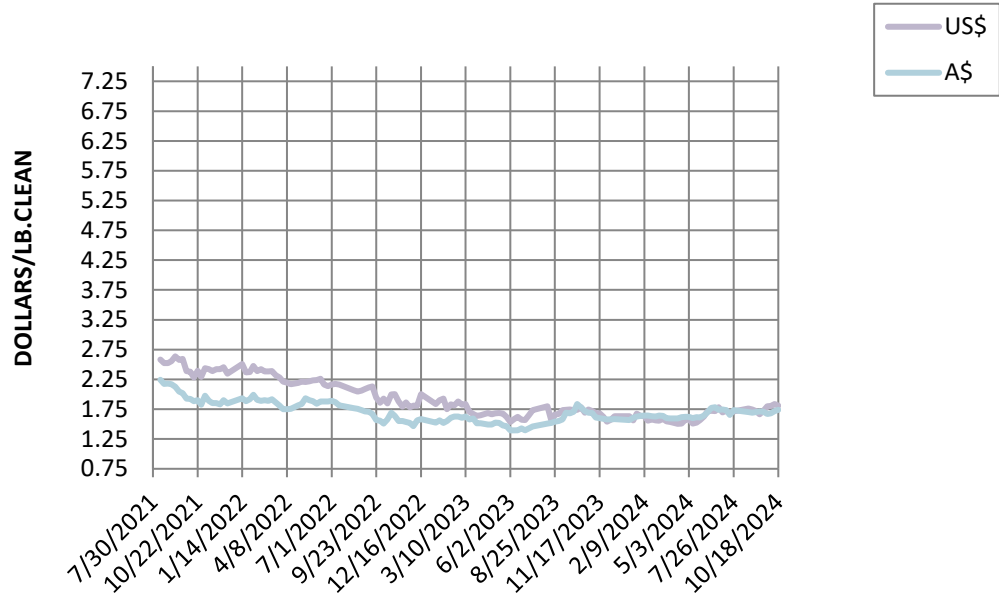
24 MICRON MARKET INDICATOR A\$ vs US\$



25 MICRON MARKET INDICATOR A\$ vs US\$

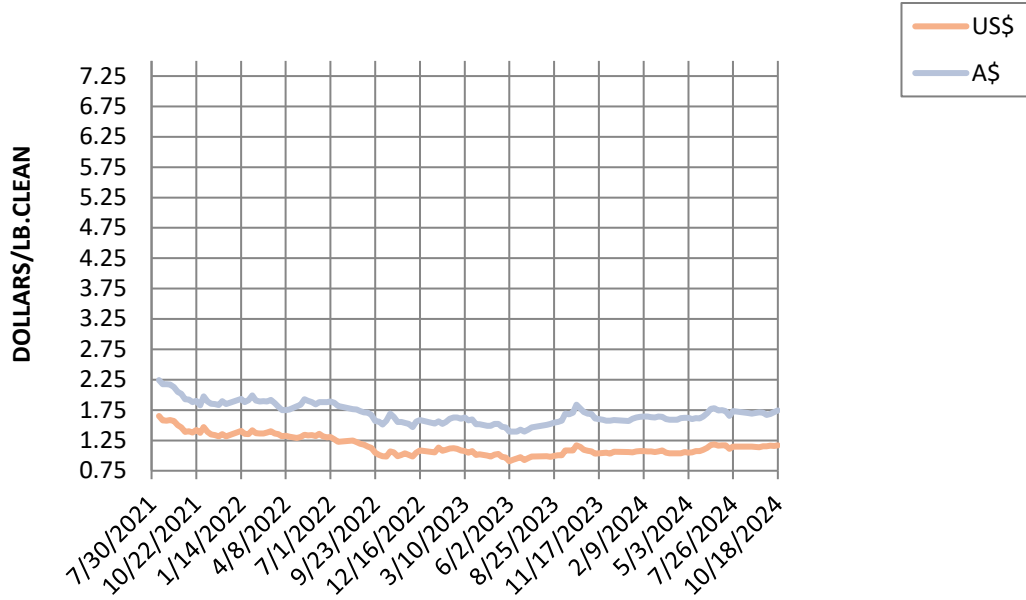


26 MICRON MARKET INDICATOR A\$ vs US\$



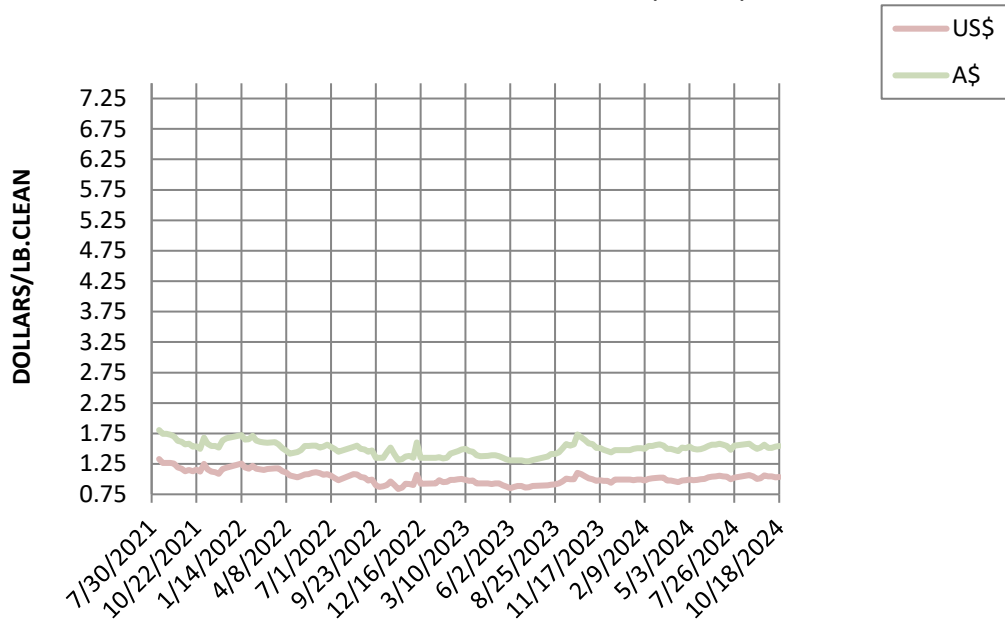
28 MICRON MARKET INDICATOR

A\$ vs US\$



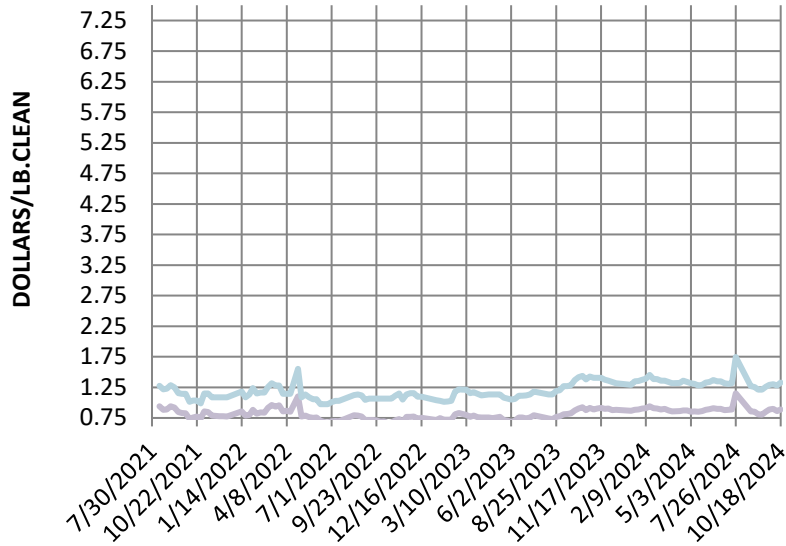
30 MICRON MARKET INDICATOR

A\$ vs US\$



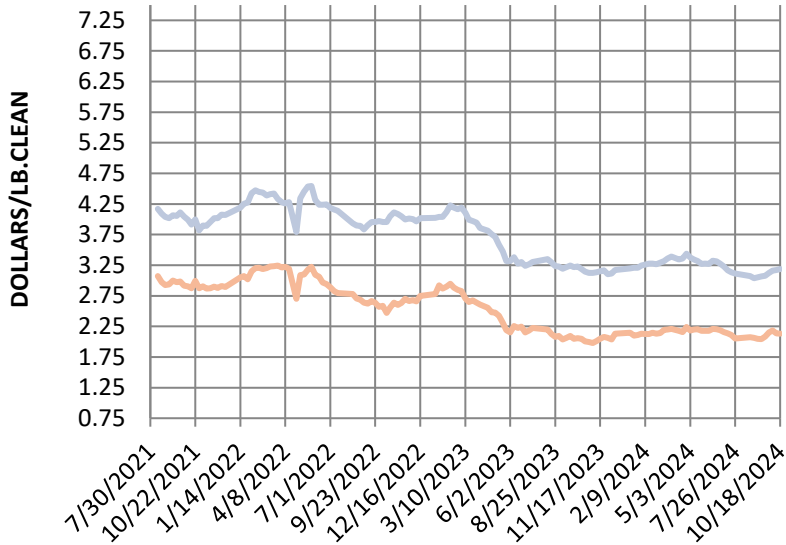
32 MICRON MARKET INDICATOR

A\$ vs US\$

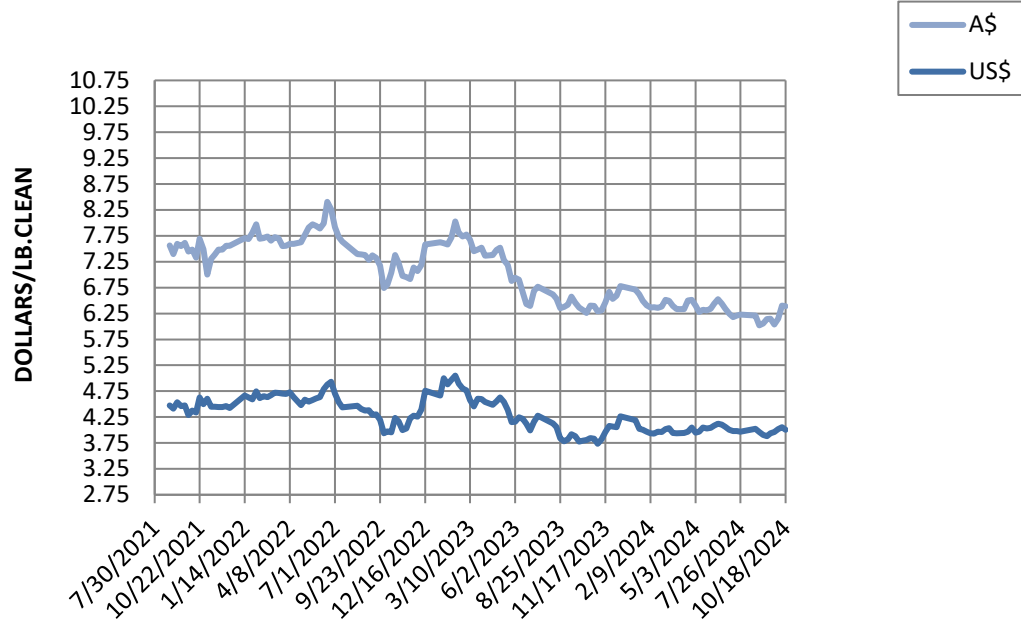


MC MICRON MARKET INDICATOR

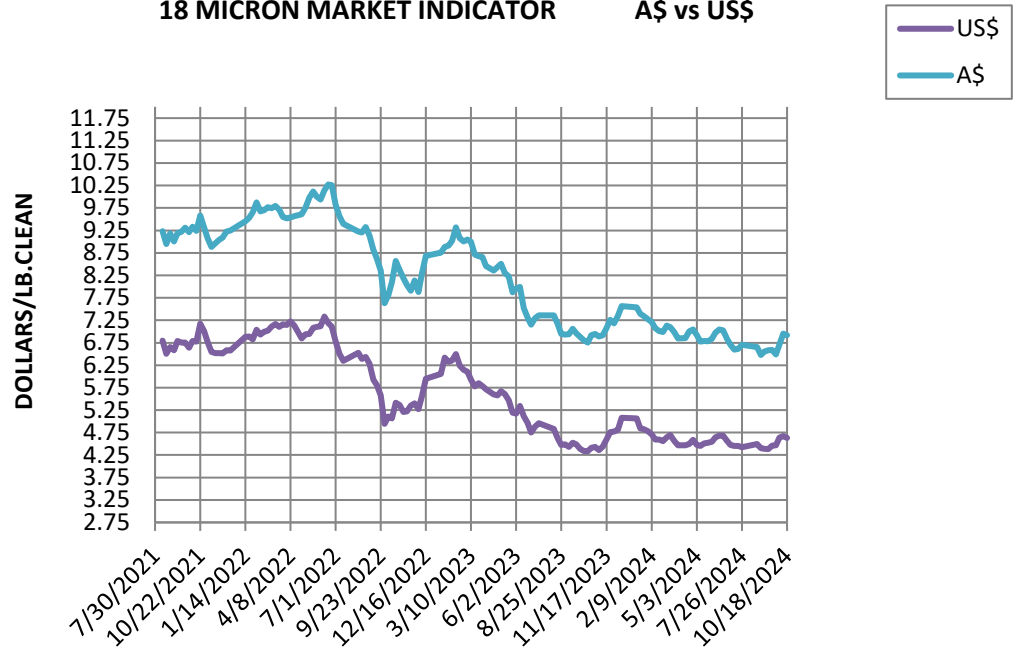
A\$ vs US\$



19 MICRON MARKET INDICATOR A\$ vs US\$



18 MICRON MARKET INDICATOR A\$ vs US\$



17 MICRON MARKET INDICATOR

A\$ vs US\$

