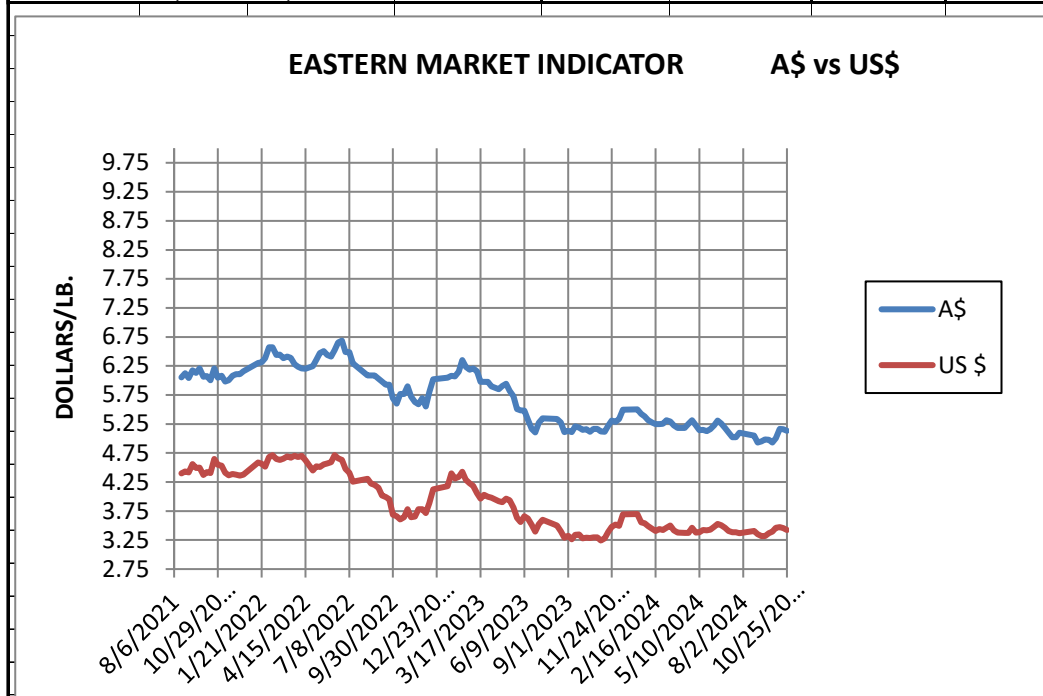


WEEK ENDING  
OCTOBER 25, 2024

<b>ASI Conversion Chart -- AWEX Prices to USD Per Pound</b>							
<b>MARKET INDICATOR CHANGE</b>		<b>US \$/LB.</b>		<b>Clean on floor</b>			
<b>CATEGORY</b>	<b>10/25/2024</b>		<b>10/18/2024</b>		<b>Change</b>		
	<b>A\$</b>	<b>US\$</b>	<b>A\$</b>	<b>US\$</b>	<b>A\$</b>	<b>US\$</b>	
<b>EASTERN MI</b>	\$ 5.13	\$ 3.42	\$ 5.16	\$ 3.46	-0.03	-0.03	
<b>Micron</b>							
17	\$ 7.57	\$ 5.06	\$ 7.66	\$ 5.13	-0.08	-0.07	
18	\$ 6.85	\$ 4.57	\$ 6.92	\$ 4.63	-0.07	-0.06	
19	\$ 6.31	\$ 4.21	\$ 6.39	\$ 4.28	-0.08	-0.06	
20	\$ 5.96	\$ 3.98	\$ 5.98	\$ 4.00	-0.02	-0.02	
21	\$ 5.81	\$ 3.88	\$ 5.82	\$ 3.89	-0.01	-0.02	
22	\$ 5.61	\$ 3.74	\$ 5.61	\$ 3.75	0.00	-0.01	
23	\$ 5.29	\$ 3.53	\$ 5.37	\$ 3.60	-0.08	-0.06	
24	\$ 4.75	\$ 3.17	\$ 5.34	\$ 3.57	-0.59	-0.40	
25	\$ 3.18	\$ 2.12	\$ 3.22	\$ 2.16	-0.04	-0.03	
26	\$ 2.69	\$ 1.80	\$ 2.70	\$ 1.81	0.00	-0.01	
28	\$ 1.74	\$ 1.16	\$ 1.74	\$ 1.17	-0.01	-0.01	
30	\$ 1.55	\$ 1.04	\$ 1.54	\$ 1.03	0.01	0.00	
32	\$ 1.35	\$ 0.90	\$ 1.33	\$ 0.89	0.02	0.01	
<b>MC</b>	\$ 3.17	\$ 2.11	\$ 3.19	\$ 2.13	-0.02	-0.02	
<b>CURRENCY (US \$/A \$)</b>		\$ 0.6676		\$ 0.6694		-0.0018	



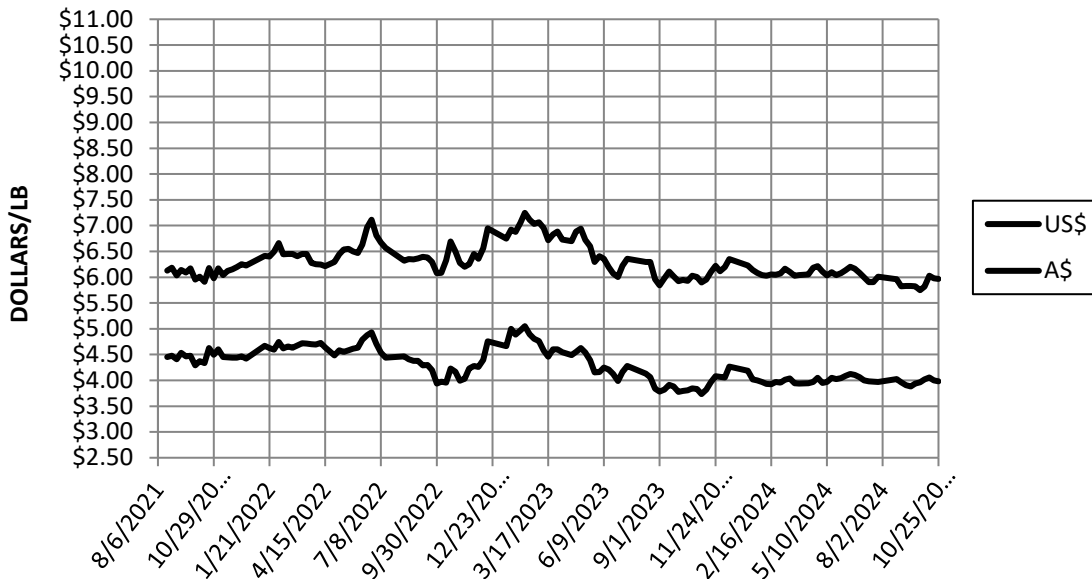
Information source: Wooltrak, Australian Wool Exchange, Weekly Market Review

WEEK ENDING  
OCTOBER 25, 2024

**MARKET INDICATOR CHANGES** US \$/LB. Clean on floor

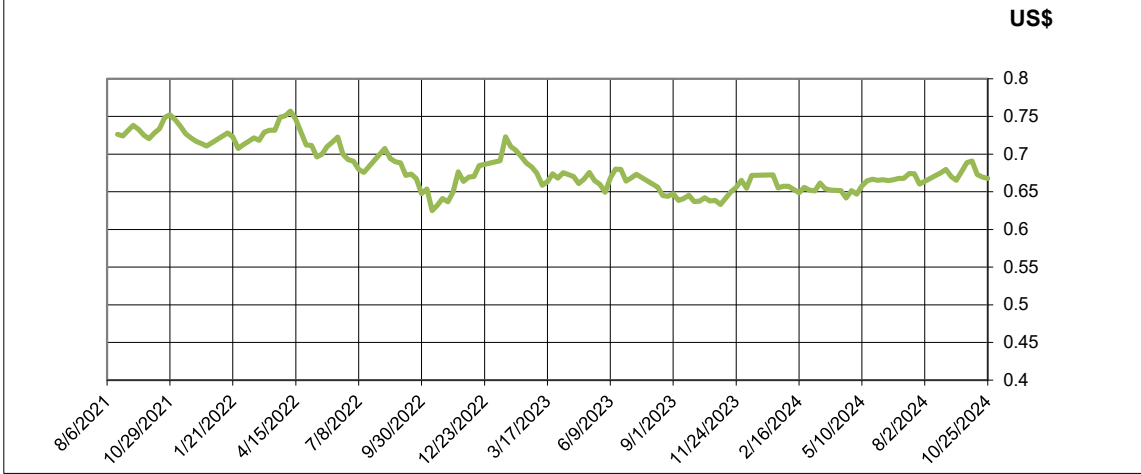
CATEGORY	10/25/2024		10/18/2024		Change	
	A\$	US\$	A\$	US\$	A\$	US\$
EASTERN MI	\$ 5.13	\$ 3.42	\$ 5.16	\$ 3.46	-0.03	-0.03
Micron						
17	\$ 7.57	\$ 5.06	\$ 7.66	\$ 5.13	-0.08	-0.07
18	\$ 6.85	\$ 4.57	\$ 6.92	\$ 4.63	-0.07	-0.06
19	\$ 6.31	\$ 4.21	\$ 6.39	\$ 4.28	-0.08	-0.06
20	\$ 5.96	\$ 3.98	\$ 5.98	\$ 4.00	-0.02	-0.02
21	\$ 5.81	\$ 3.88	\$ 5.82	\$ 3.89	-0.01	-0.02
22	\$ 5.61	\$ 3.74	\$ 5.61	\$ 3.75	0.00	-0.01
23	\$ 5.29	\$ 3.53	\$ 5.37	\$ 3.60	-0.08	-0.06
24	\$ 4.75	\$ 3.17	\$ 5.34	\$ 3.57	-0.59	-0.40
25	\$ 3.18	\$ 2.12	\$ 3.22	\$ 2.16	-0.04	-0.03
26	\$ 2.69	\$ 1.80	\$ 2.70	\$ 1.81	0.00	-0.01
28	\$ 1.74	\$ 1.16	\$ 1.74	\$ 1.17	-0.01	-0.01
30	\$ 1.55	\$ 1.04	\$ 1.54	\$ 1.03	0.01	0.00
32	\$ 1.35	\$ 0.90	\$ 1.33	\$ 0.89	0.02	0.01
MC	\$ 3.17	\$ 2.11	\$ 3.19	\$ 2.13	-0.02	-0.02
CURRENCY (US \$/A \$)		\$ 0.6676		\$ 0.6694		-0.0018

**20 MICRON MARKET INDICATOR**

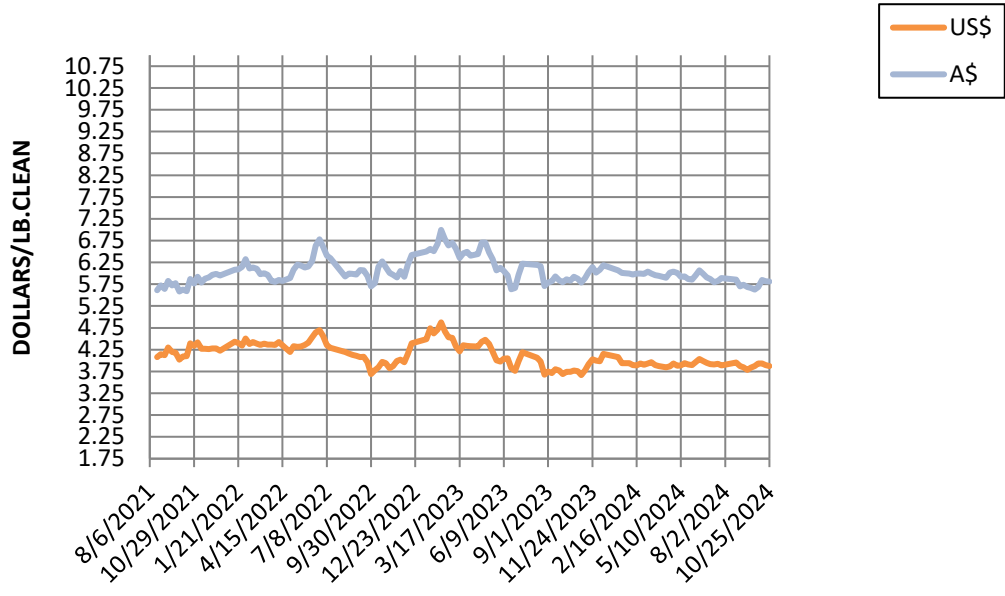


Information source: Wooltrak, Australian Wool Exchange, Weekly Market Review

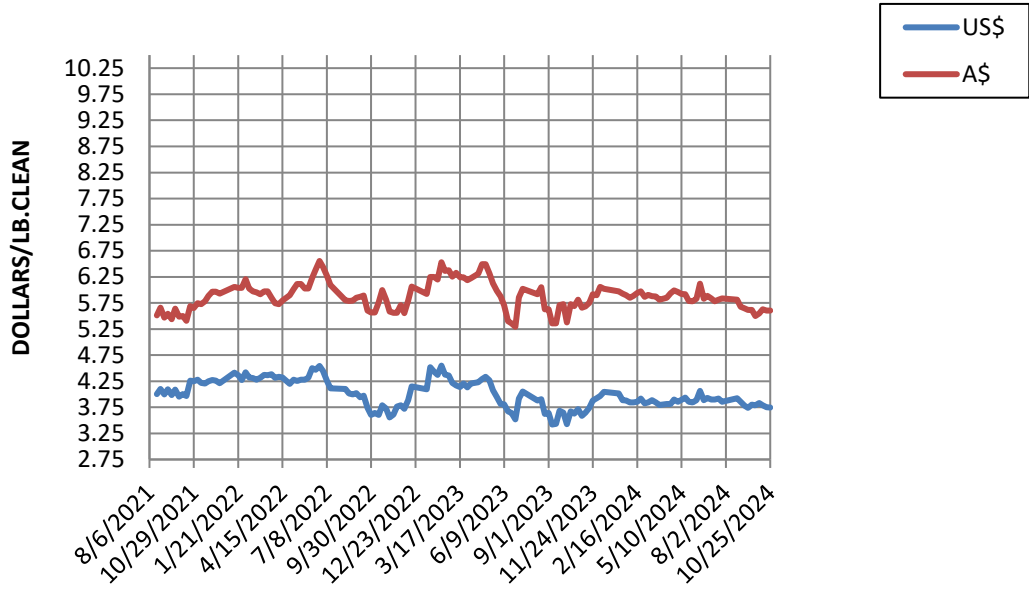
### CURRENCY RATE (US\$:A\$)



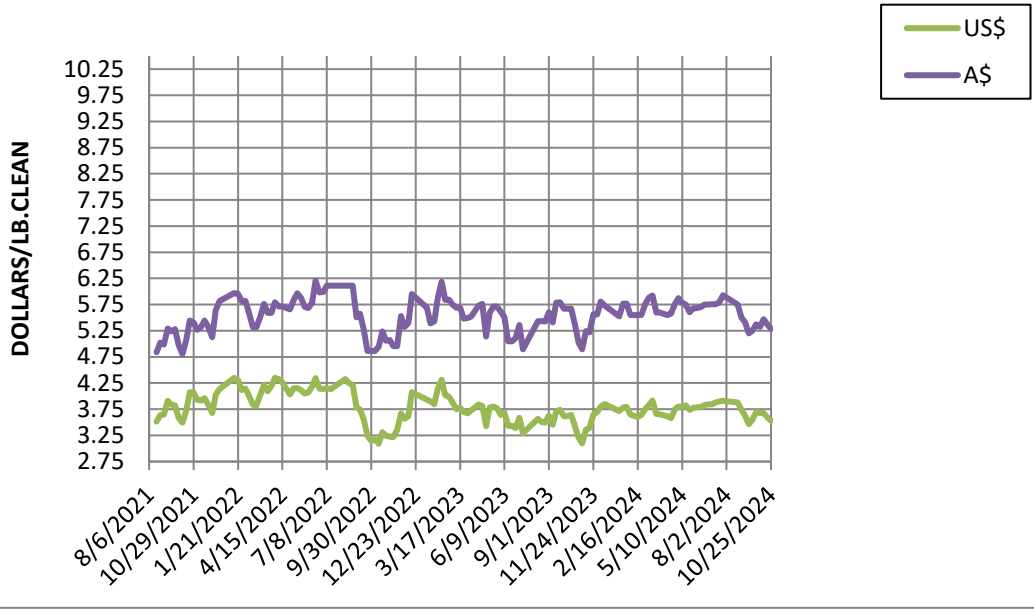
### 21 MICRON MARKET INDICATOR A\$ vs US\$



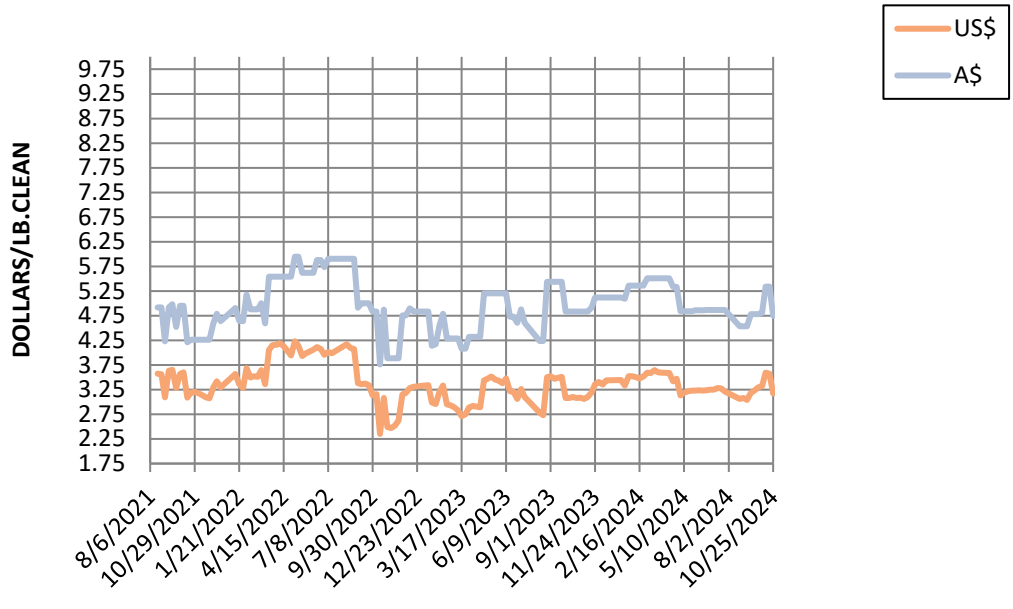
### 22 MICRON MARKET INDICATOR A\$ vs US\$



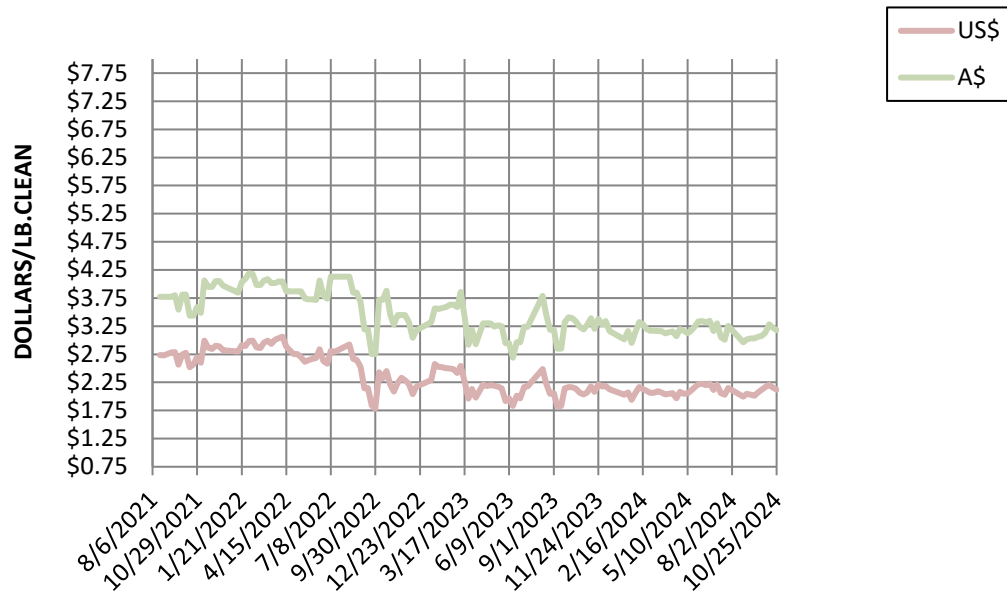
23 MICRON MARKET INDICATOR A\$ vs US\$



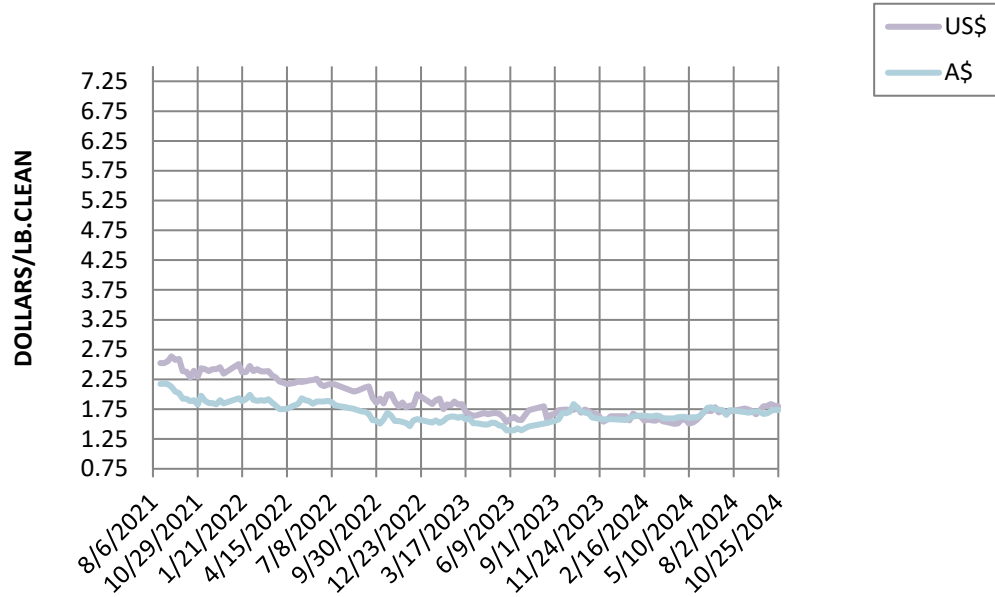
24 MICRON MARKET INDICATOR A\$ vs US\$



**25 MICRON MARKET INDICATOR A\$ vs US\$**

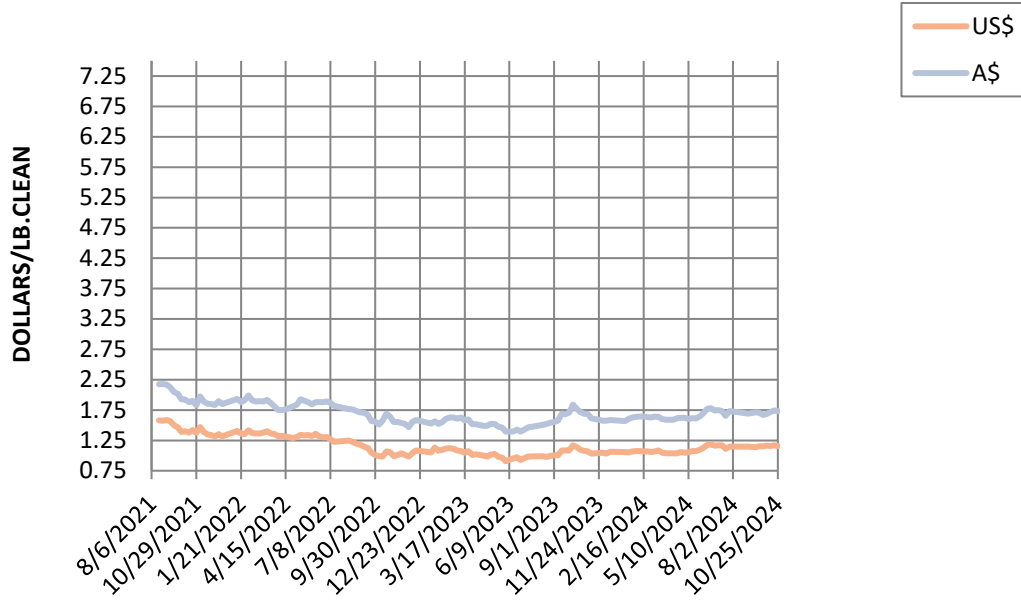


**26 MICRON MARKET INDICATOR A\$ vs US\$**



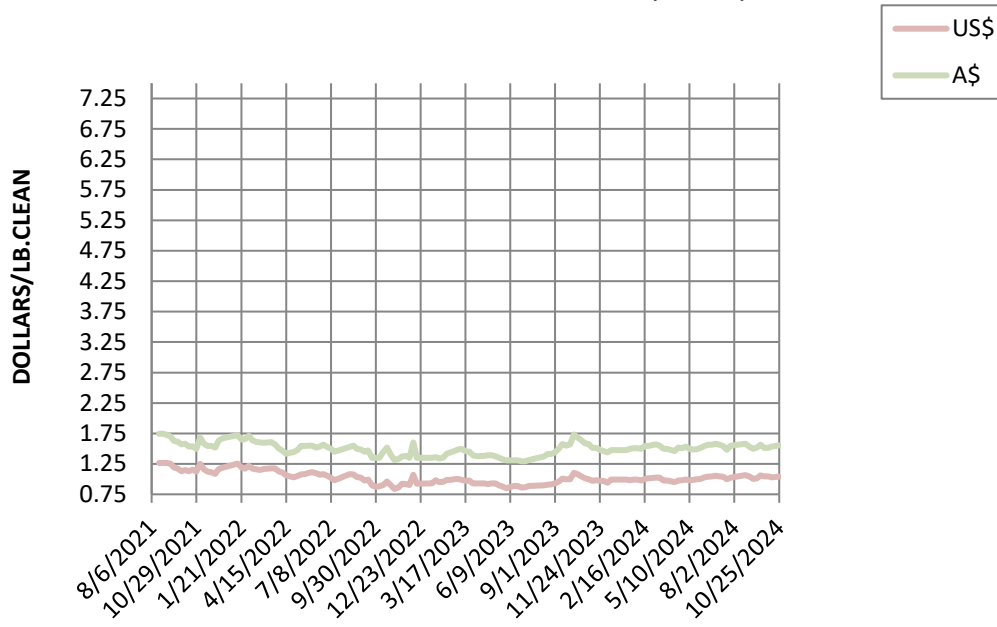
### 28 MICRON MARKET INDICATOR

A\$ vs US\$



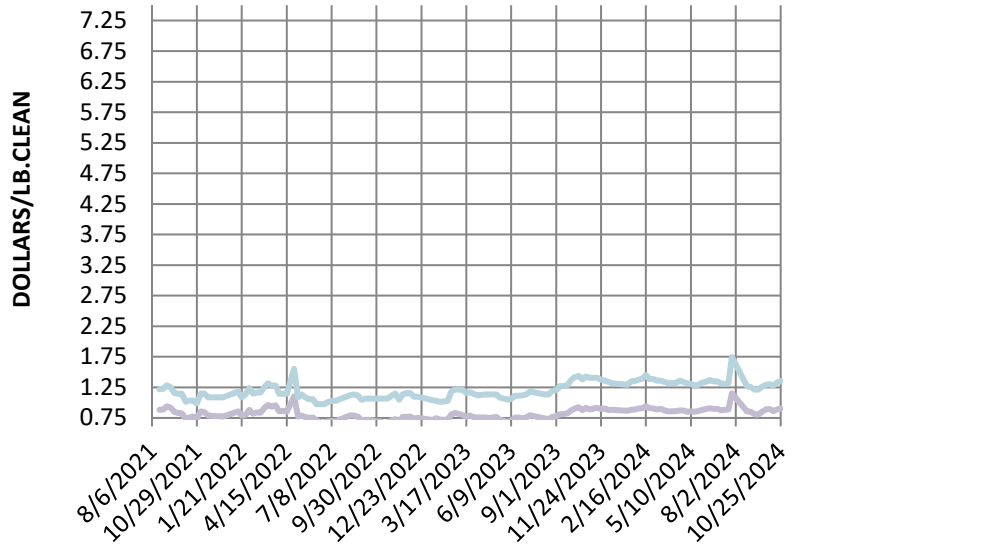
### 30 MICRON MARKET INDICATOR

A\$ vs US\$



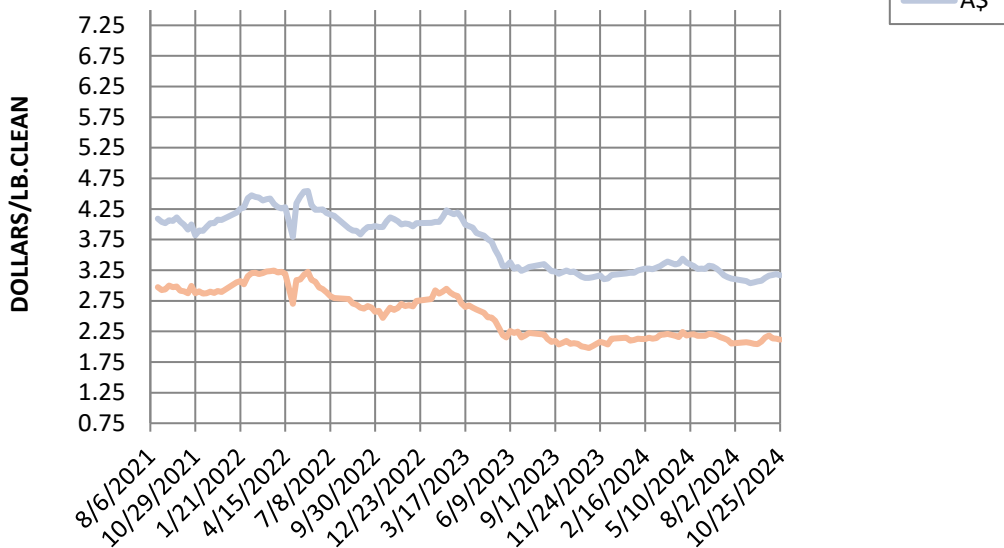
### 32 MICRON MARKET INDICATOR

A\$ vs US\$



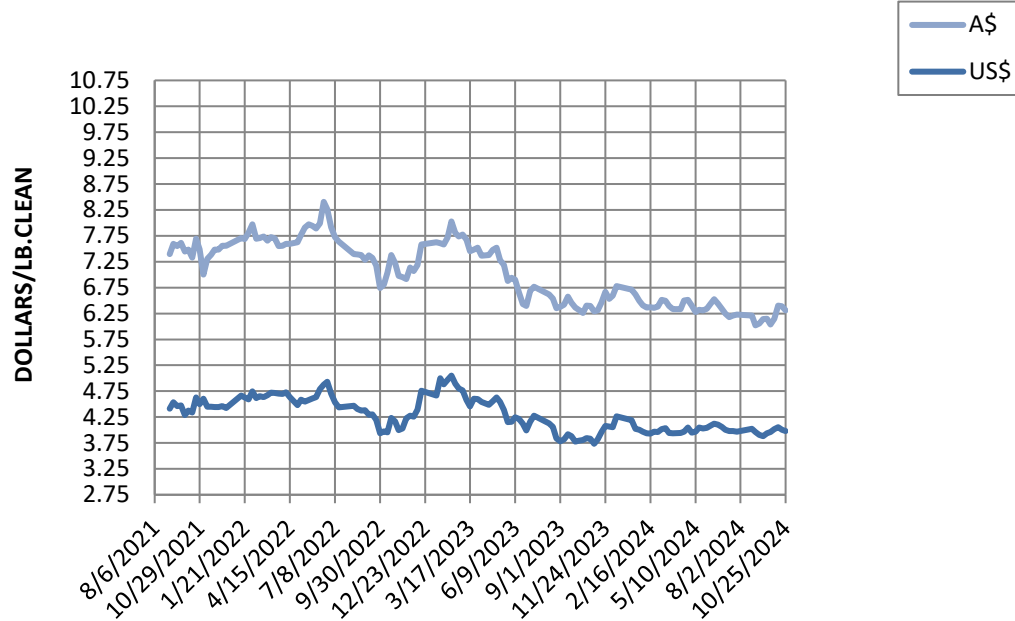
### MC MICRON MARKET INDICATOR

A\$ vs US\$

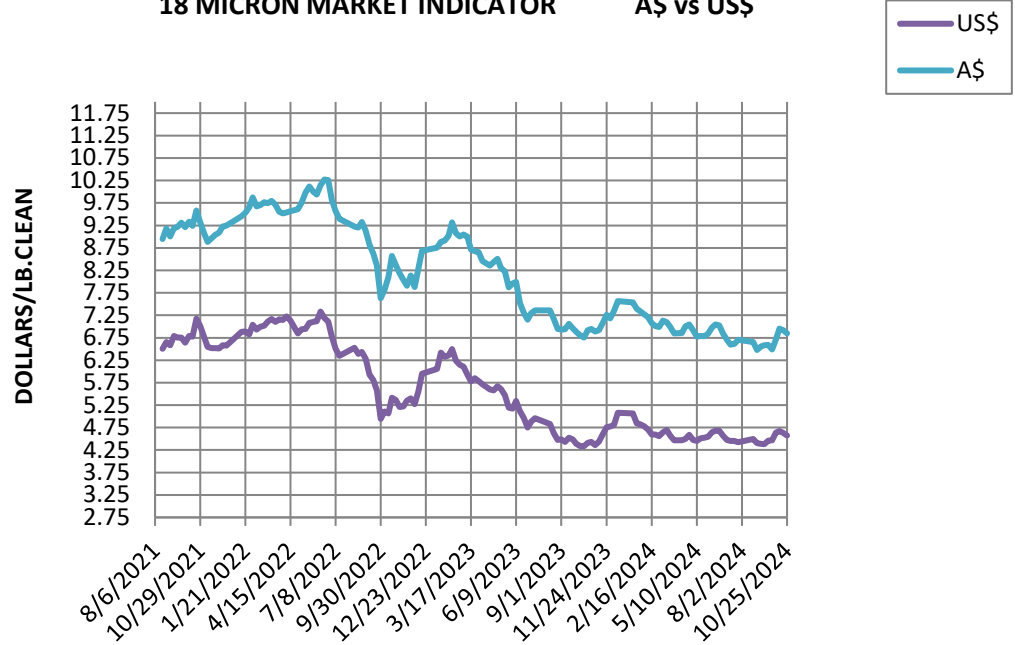




**19 MICRON MARKET INDICATOR      A\$ vs US\$**



**18 MICRON MARKET INDICATOR      A\$ vs US\$**



17 MICRON MARKET INDICATOR

A\$ vs US\$

