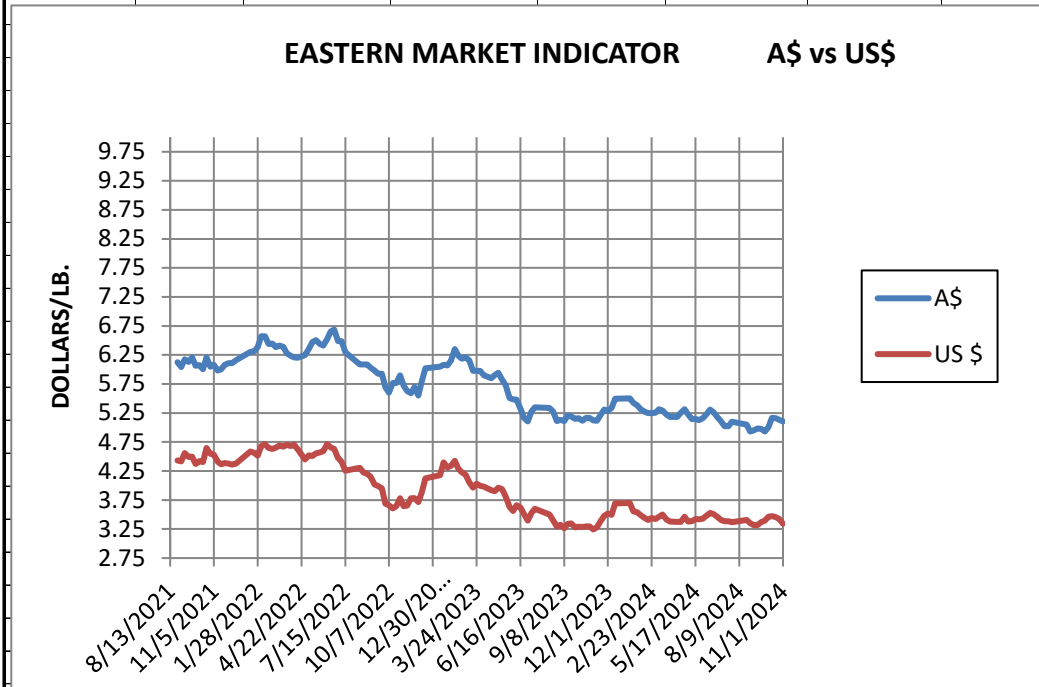


WEEK ENDING
NOVEMBER 1, 2024

ASI Conversion Table -- AWEX Prices to USD Per Pound							
MARKET INDICATOR CHANGE		US \$/LB.		Clean on floor			
CATEGORY		11/1/2024		10/25/2024		Change	
		A\$	US\$	A\$	US\$	A\$	US\$
EASTERN MI		\$ 5.10	\$ 3.34	\$ 5.13	\$ 3.42	-0.03	-0.09
Micron							
	17	\$ 7.50	\$ 4.91	\$ 7.57	\$ 5.06	-0.07	-0.15
	18	\$ 6.70	\$ 4.38	\$ 6.85	\$ 4.57	-0.15	-0.19
	19	\$ 6.26	\$ 4.10	\$ 6.31	\$ 4.21	-0.05	-0.12
	20	\$ 5.93	\$ 3.88	\$ 5.96	\$ 3.98	-0.03	-0.10
	21	\$ 5.80	\$ 3.80	\$ 5.81	\$ 3.88	0.00	-0.08
	22	\$ 5.65	\$ 3.70	\$ 5.61	\$ 3.74	0.05	-0.05
	23	\$ 5.29	\$ 3.46	\$ 5.29	\$ 3.53	0.00	-0.07
	24	\$ 4.75	\$ 3.11	\$ 4.75	\$ 3.17	0.00	-0.06
	25	\$ 3.17	\$ 2.07	\$ 3.18	\$ 2.12	-0.01	-0.05
	26	\$ 2.71	\$ 1.77	\$ 2.69	\$ 1.80	0.01	-0.03
	28	\$ 1.77	\$ 1.16	\$ 1.74	\$ 1.16	0.03	0.00
	30	\$ 1.59	\$ 1.04	\$ 1.55	\$ 1.04	0.03	0.00
	32	\$ 1.39	\$ 0.91	\$ 1.35	\$ 0.90	0.04	0.01
	MC	\$ 3.17	\$ 2.08	\$ 3.17	\$ 2.11	0.00	-0.04
CURRENCY (US \$/A \$)			\$ 0.6542		\$ 0.6676		-0.0134



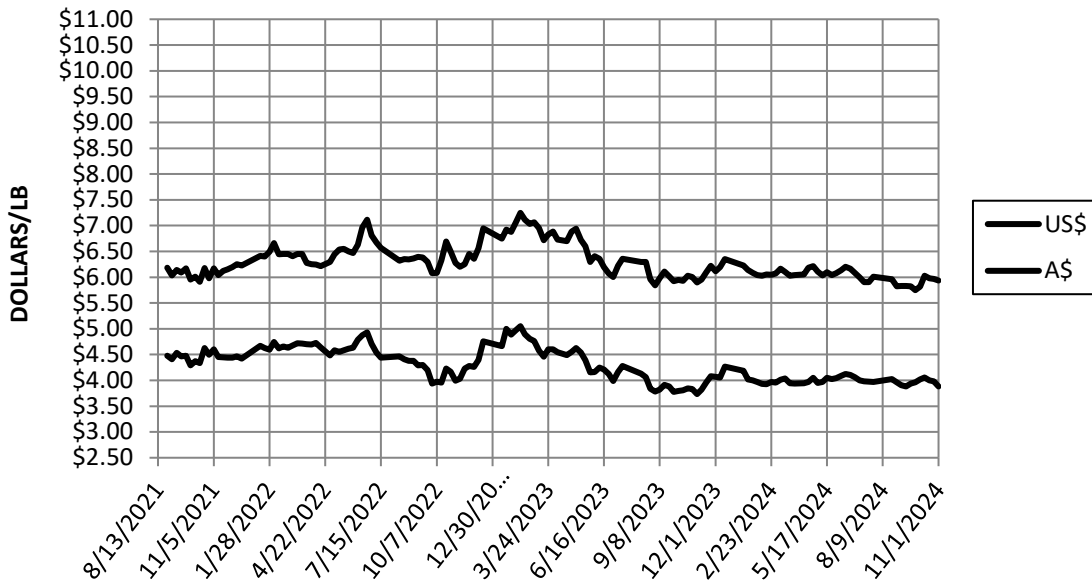
Information source: Wooltrak, Australian Wool Exchange, Weekly Market Review

WEEK ENDING
NOVEMBER 1, 2024

MARKET INDICATOR CHANGES US \$/LB. Clean on floor

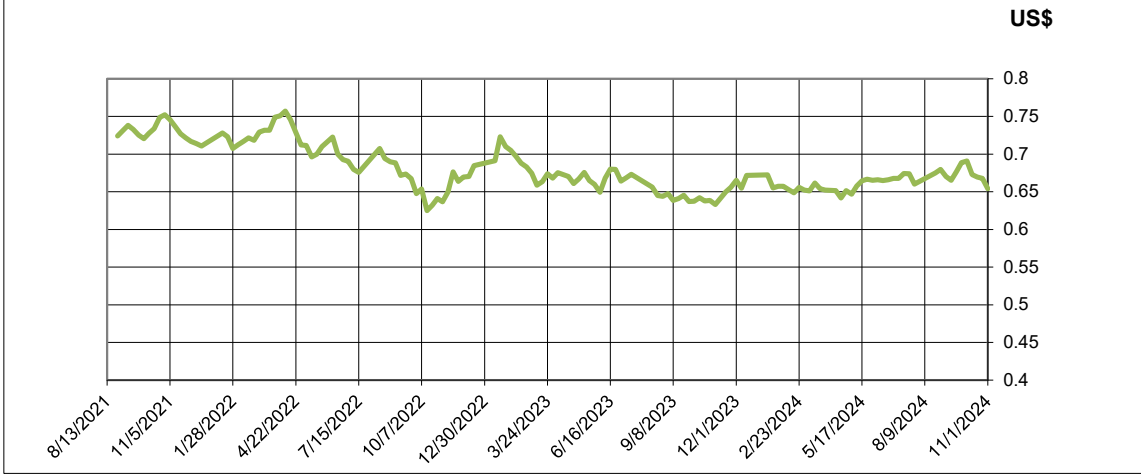
CATEGORY	11/1/2024		10/25/2024		Change	
	A\$	US\$	A\$	US\$	A\$	US\$
EASTERN MI	\$ 5.10	\$ 3.34	\$ 5.13	\$ 3.42	-0.03	-0.09
Micron						
17	\$ 7.50	\$ 4.91	\$ 7.57	\$ 5.06	-0.07	-0.15
18	\$ 6.70	\$ 4.38	\$ 6.85	\$ 4.57	-0.15	-0.19
19	\$ 6.26	\$ 4.10	\$ 6.31	\$ 4.21	-0.05	-0.12
20	\$ 5.93	\$ 3.88	\$ 5.96	\$ 3.98	-0.03	-0.10
21	\$ 5.80	\$ 3.80	\$ 5.81	\$ 3.88	0.00	-0.08
22	\$ 5.65	\$ 3.70	\$ 5.61	\$ 3.74	0.05	-0.05
23	\$ 5.29	\$ 3.46	\$ 5.29	\$ 3.53	0.00	-0.07
24	\$ 4.75	\$ 3.11	\$ 4.75	\$ 3.17	0.00	-0.06
25	\$ 3.17	\$ 2.07	\$ 3.18	\$ 2.12	-0.01	-0.05
26	\$ 2.71	\$ 1.77	\$ 2.69	\$ 1.80	0.01	-0.03
28	\$ 1.77	\$ 1.16	\$ 1.74	\$ 1.16	0.03	0.00
30	\$ 1.59	\$ 1.04	\$ 1.55	\$ 1.04	0.03	0.00
32	\$ 1.39	\$ 0.91	\$ 1.35	\$ 0.90	0.04	0.01
MC	\$ 3.17	\$ 2.08	\$ 3.17	\$ 2.11	0.00	-0.04
CURRENCY (US \$/A \$)		\$ 0.6542		\$ 0.6676		-0.0134

20 MICRON MARKET INDICATOR

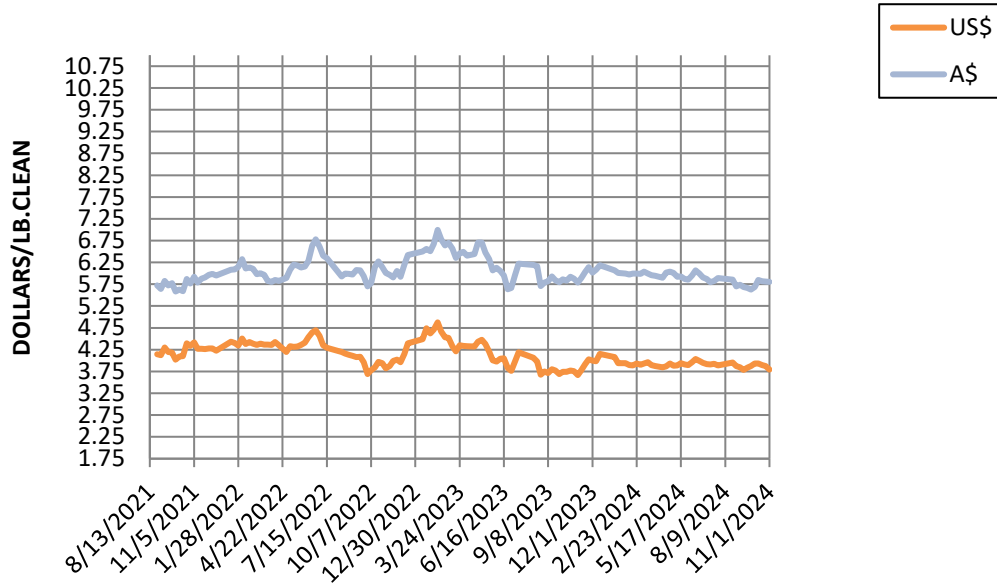


Information source: Wooltrak, Australian Wool Exchange, Weekly Market Review

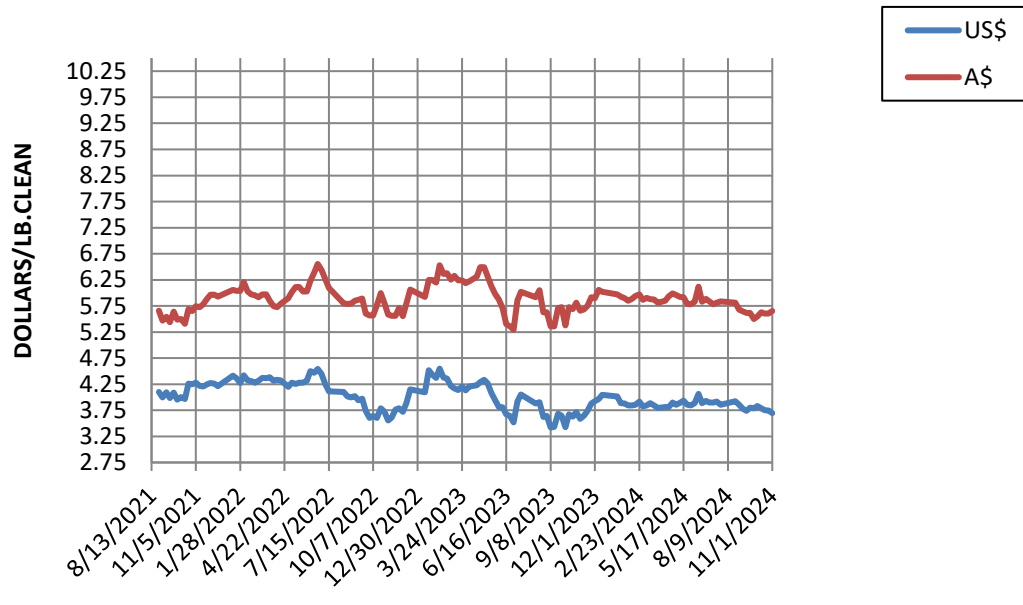
CURRENCY RATE (US\$:A\$)



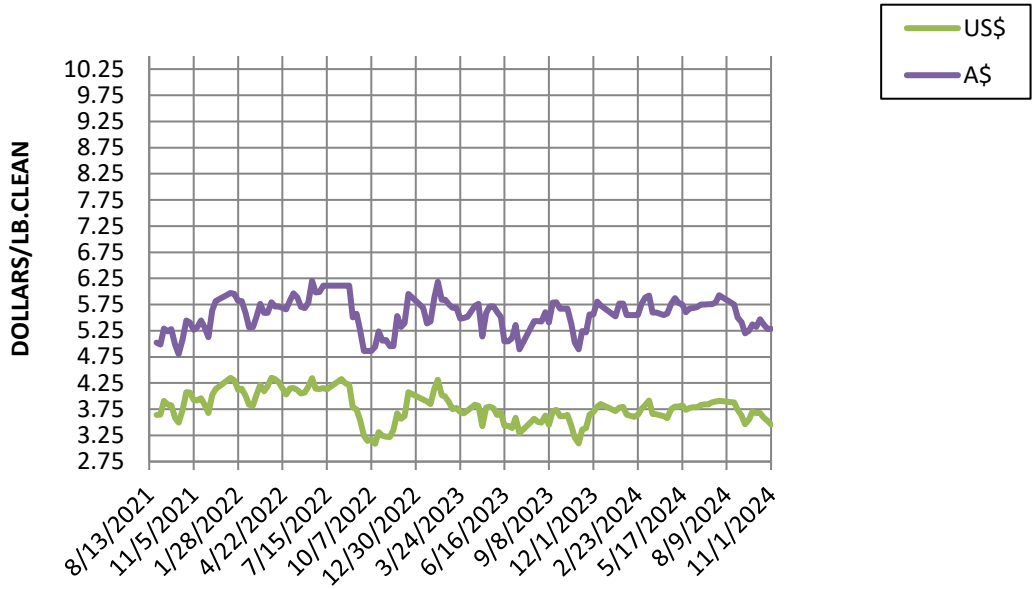
21 MICRON MARKET INDICATOR A\$ vs US\$



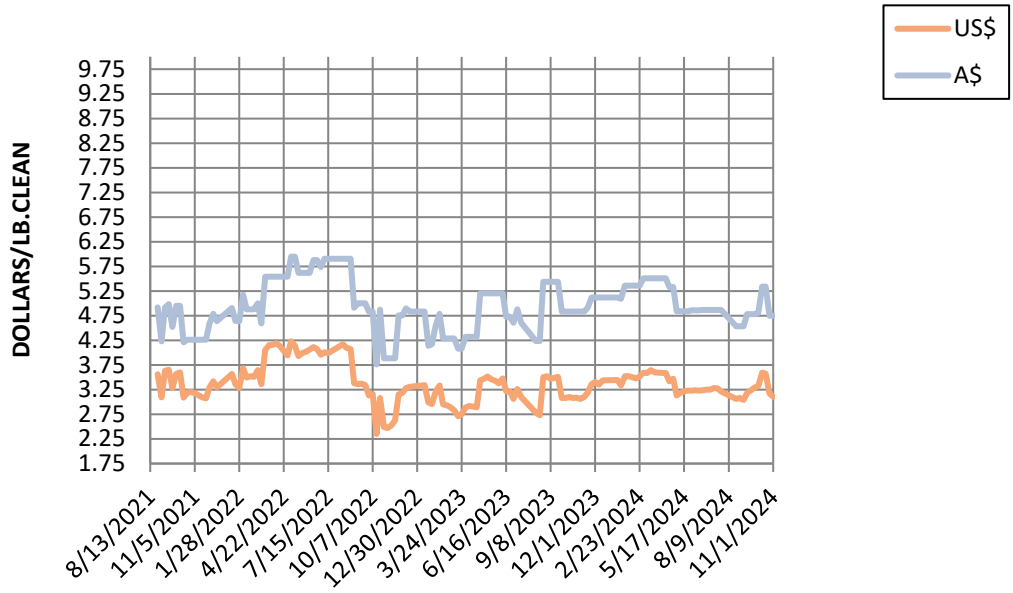
22 MICRON MARKET INDICATOR A\$ vs US\$



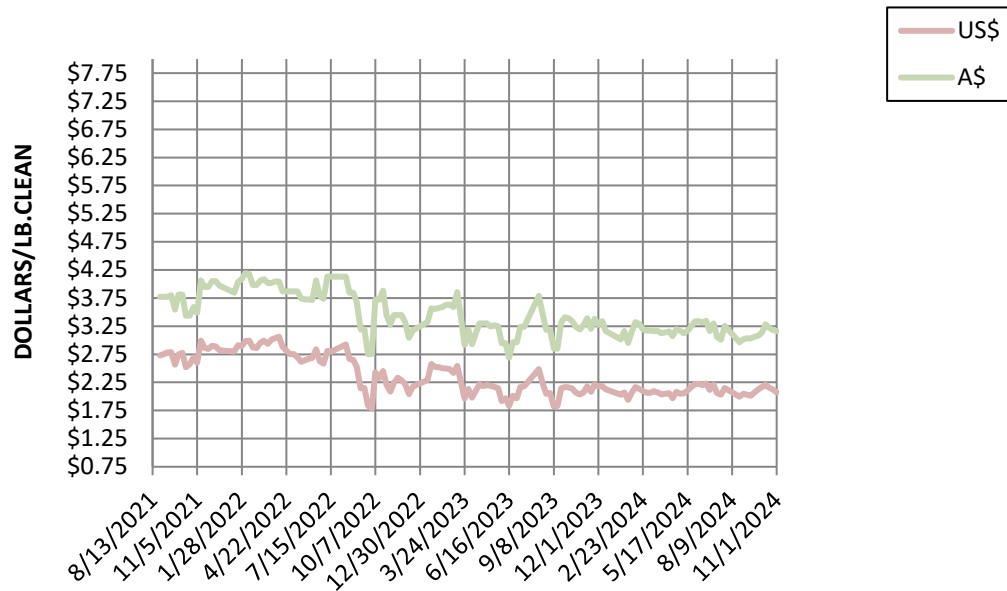
23 MICRON MARKET INDICATOR A\$ vs US\$



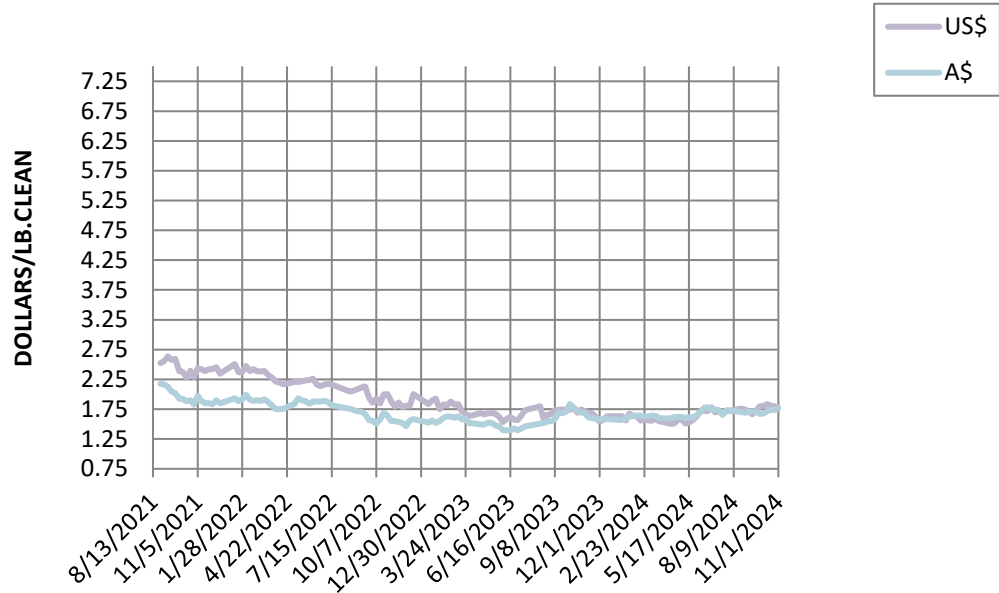
24 MICRON MARKET INDICATOR A\$ vs US\$



25 MICRON MARKET INDICATOR A\$ vs US\$

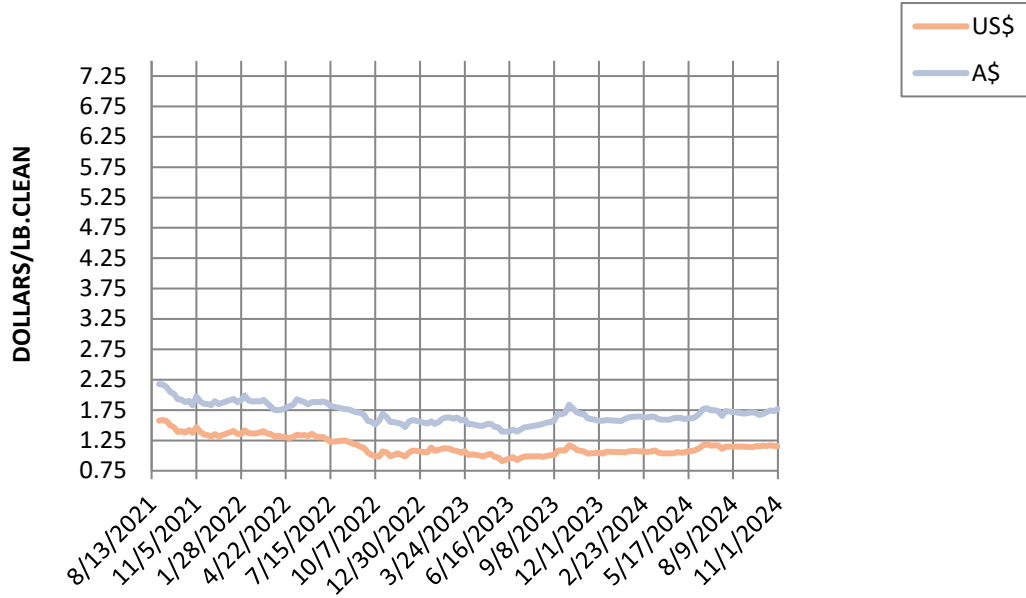


26 MICRON MARKET INDICATOR A\$ vs US\$



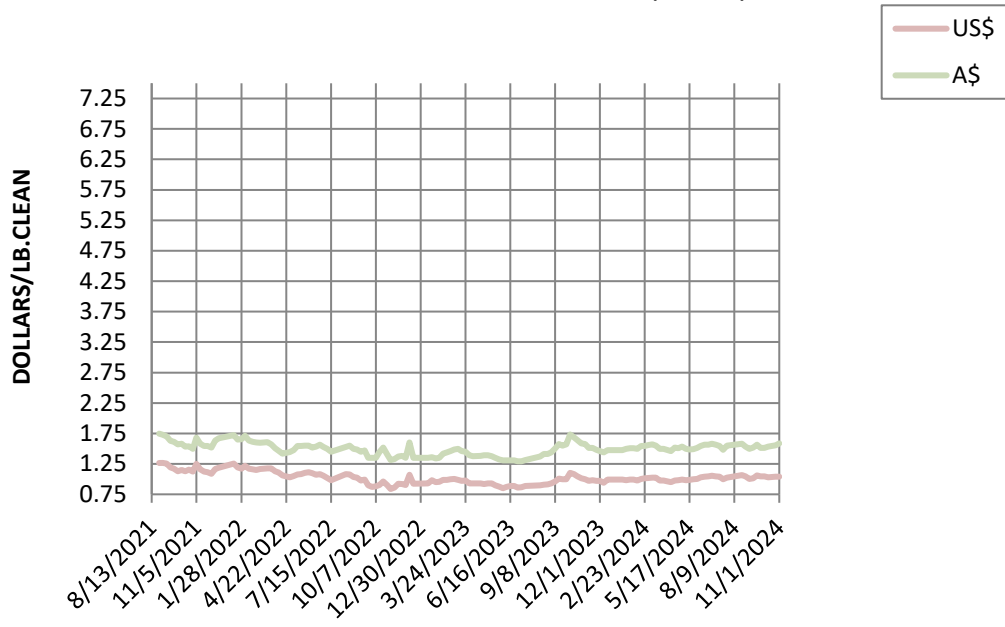
28 MICRON MARKET INDICATOR

A\$ vs US\$



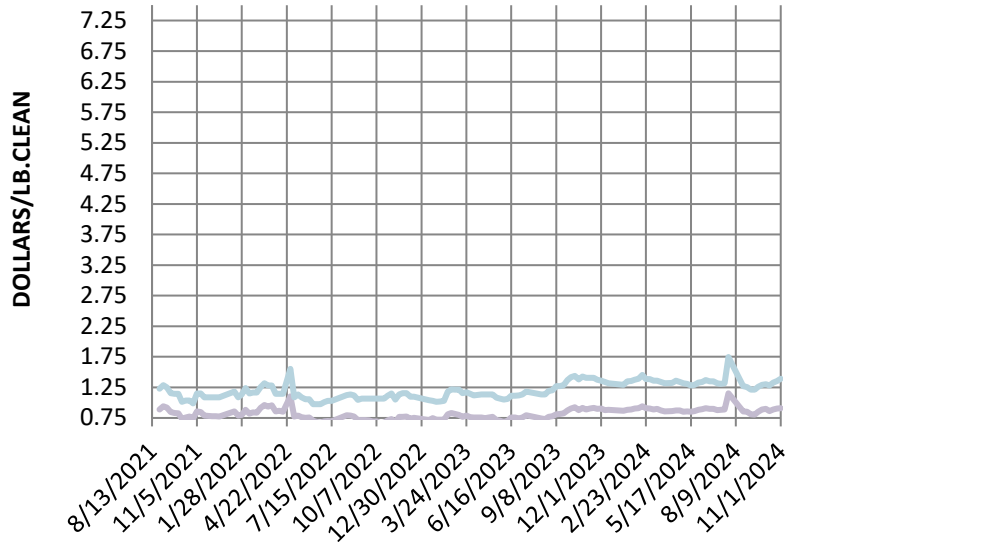
30 MICRON MARKET INDICATOR

A\$ vs US\$



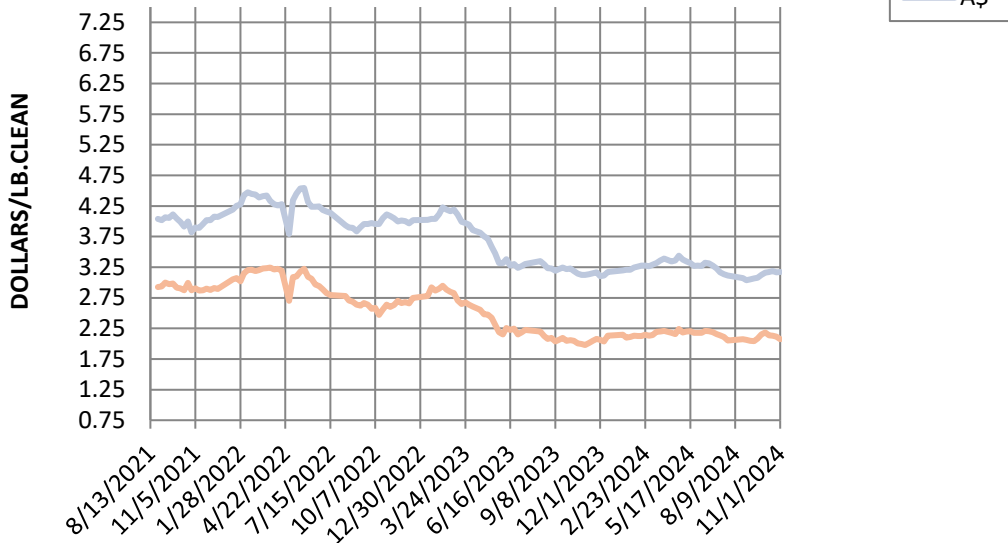
32 MICRON MARKET INDICATOR

A\$ vs US\$

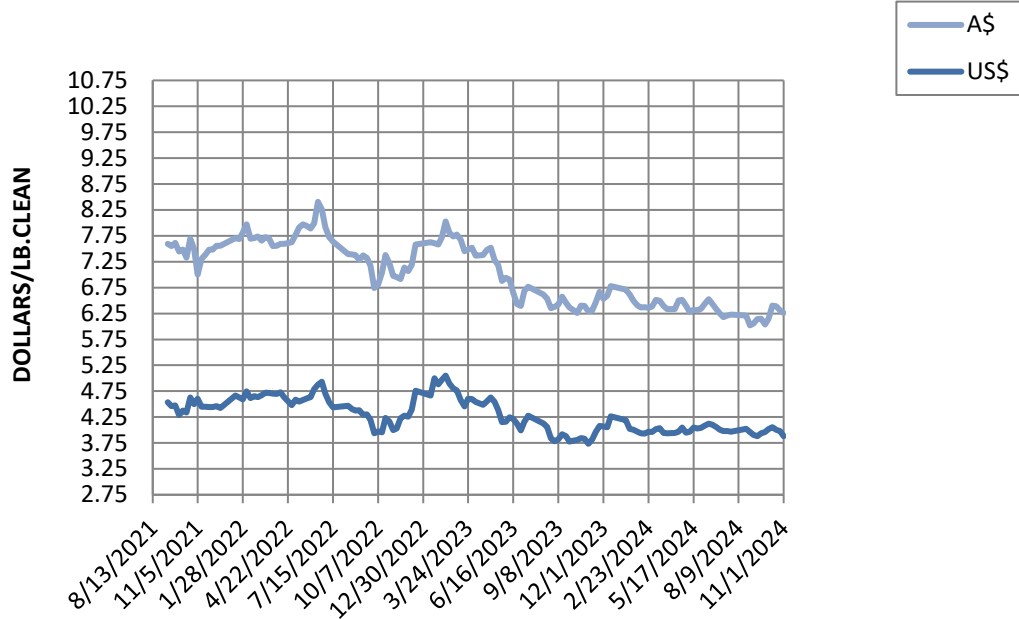


MC MICRON MARKET INDICATOR

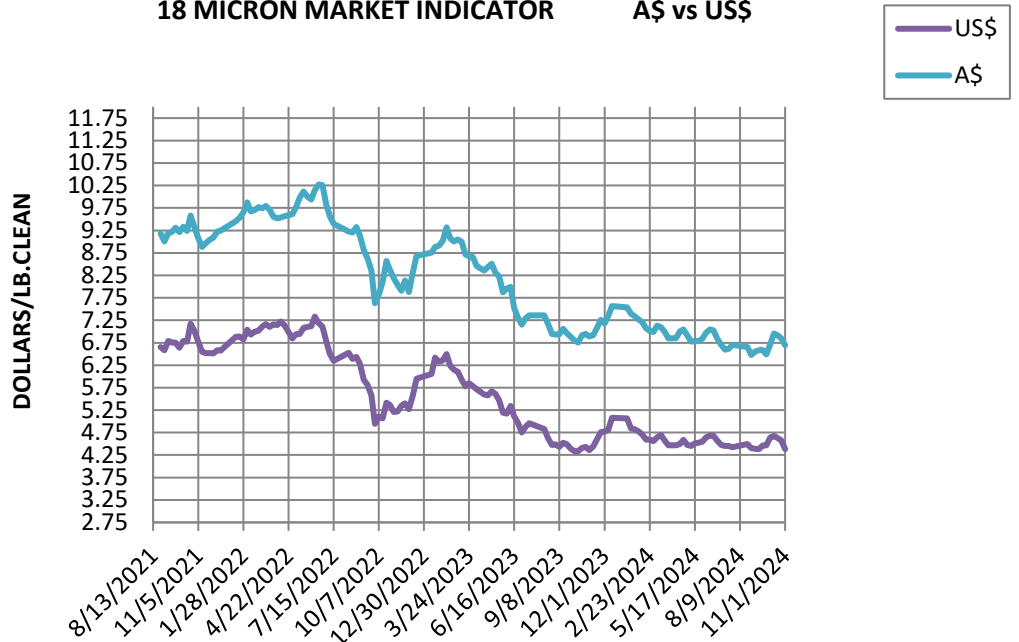
A\$ vs US\$



19 MICRON MARKET INDICATOR A\$ vs US\$



18 MICRON MARKET INDICATOR A\$ vs US\$



17 MICRON MARKET INDICATOR

A\$ vs US\$

