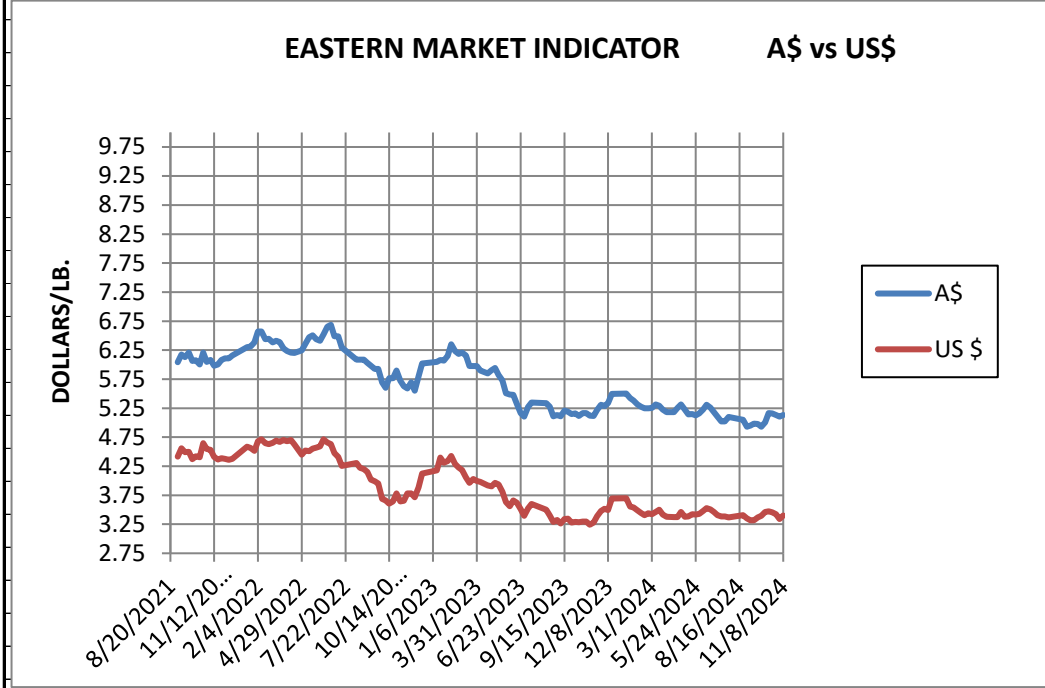


WEEK ENDING
NOVEMBER 8, 2024

ASI Conversion Chart -- AWEX Prices to USD Per Pound

MARKET INDICATOR CHANGE		US \$/LB.		Clean on floor			
CATEGORY		11/8/2024		11/1/2024		Change	
		A\$	US\$	A\$	US\$	A\$	US\$
EASTERN MI		\$ 5.13	\$ 3.40	\$ 5.10	\$ 3.34	0.03	0.06
Micron							
	17	\$ 7.51	\$ 4.97	\$ 7.50	\$ 4.91	0.01	0.06
	18	\$ 6.75	\$ 4.47	\$ 6.70	\$ 4.38	0.05	0.09
	19	\$ 6.33	\$ 4.19	\$ 6.26	\$ 4.10	0.07	0.10
	20	\$ 6.04	\$ 4.00	\$ 5.93	\$ 3.88	0.10	0.12
	21	\$ 5.90	\$ 3.91	\$ 5.80	\$ 3.80	0.10	0.11
	22	\$ 5.67	\$ 3.76	\$ 5.65	\$ 3.70	0.02	0.06
	23	\$ 5.67	\$ 3.75	\$ 5.29	\$ 3.46	0.38	0.29
	24	\$ 4.93	\$ 3.26	\$ 4.75	\$ 3.11	0.18	0.15
	25	\$ 3.13	\$ 2.07	\$ 3.17	\$ 2.07	-0.04	0.00
	26	\$ 2.73	\$ 1.81	\$ 2.71	\$ 1.77	0.02	0.04
	28	\$ 1.81	\$ 1.20	\$ 1.77	\$ 1.16	0.04	0.04
	30	\$ 1.61	\$ 1.07	\$ 1.59	\$ 1.04	0.02	0.03
	32	\$ 1.41	\$ 0.93	\$ 1.39	\$ 0.91	0.01	0.02
	MC	\$ 3.15	\$ 2.09	\$ 3.17	\$ 2.08	-0.02	0.01
CURRENCY (US \$/A \$)			\$ 0.6620		\$ 0.6542		0.0078



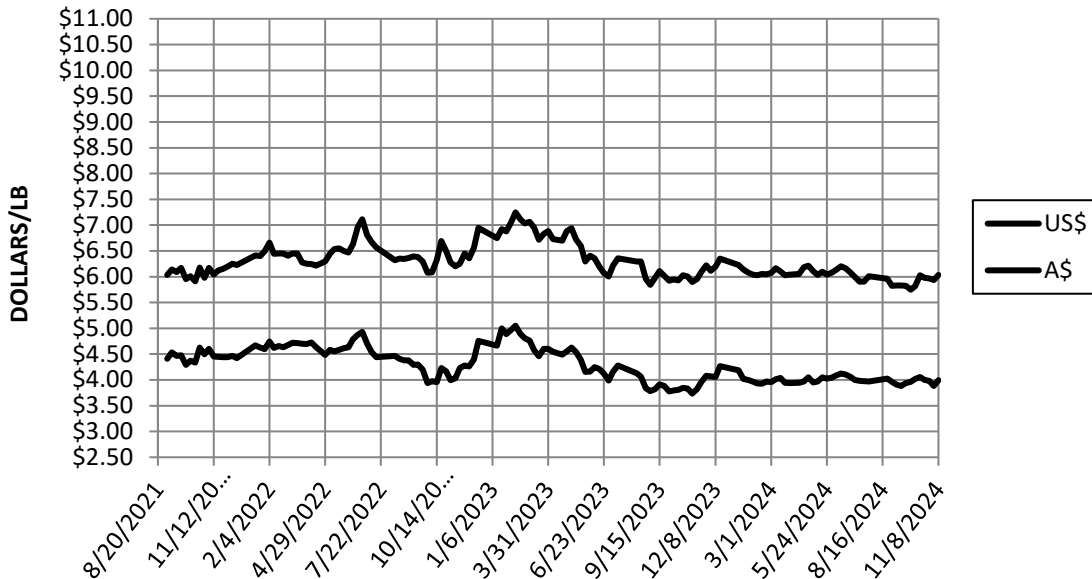
Information source: Wooltrak, Australian Wool Exchange, Weekly Market Review

WEEK ENDING
NOVEMBER 8, 2024

MARKET INDICATOR CHANGES US \$/LB. Clean on floor

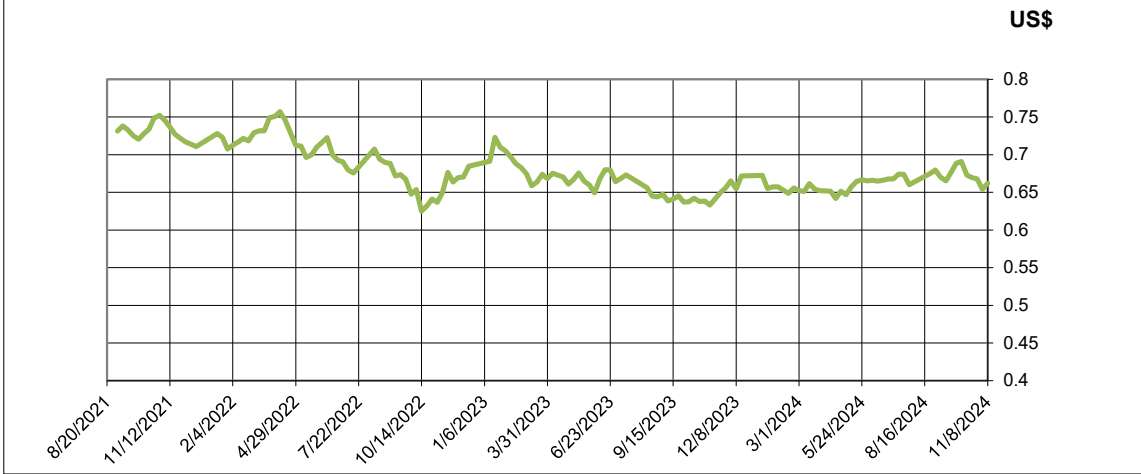
CATEGORY	11/8/2024		11/1/2024		Change	
	A\$	US\$	A\$	US\$	A\$	US\$
EASTERN MI	\$ 5.13	\$ 3.40	\$ 5.10	\$ 3.34	0.03	0.06
Micron						
17	\$ 7.51	\$ 4.97	\$ 7.50	\$ 4.91	0.01	0.06
18	\$ 6.75	\$ 4.47	\$ 6.70	\$ 4.38	0.05	0.09
19	\$ 6.33	\$ 4.19	\$ 6.26	\$ 4.10	0.07	0.10
20	\$ 6.04	\$ 4.00	\$ 5.93	\$ 3.88	0.10	0.12
21	\$ 5.90	\$ 3.91	\$ 5.80	\$ 3.80	0.10	0.11
22	\$ 5.67	\$ 3.76	\$ 5.65	\$ 3.70	0.02	0.06
23	\$ 5.67	\$ 3.75	\$ 5.29	\$ 3.46	0.38	0.29
24	\$ 4.93	\$ 3.26	\$ 4.75	\$ 3.11	0.18	0.15
25	\$ 3.13	\$ 2.07	\$ 3.17	\$ 2.07	-0.04	0.00
26	\$ 2.73	\$ 1.81	\$ 2.71	\$ 1.77	0.02	0.04
28	\$ 1.81	\$ 1.20	\$ 1.77	\$ 1.16	0.04	0.04
30	\$ 1.61	\$ 1.07	\$ 1.59	\$ 1.04	0.02	0.03
32	\$ 1.41	\$ 0.93	\$ 1.39	\$ 0.91	0.01	0.02
MC	\$ 3.15	\$ 2.09	\$ 3.17	\$ 2.08	-0.02	0.01
CURRENCY (US \$/A \$)		\$ 0.6620		\$ 0.6542		0.0078

20 MICRON MARKET INDICATOR

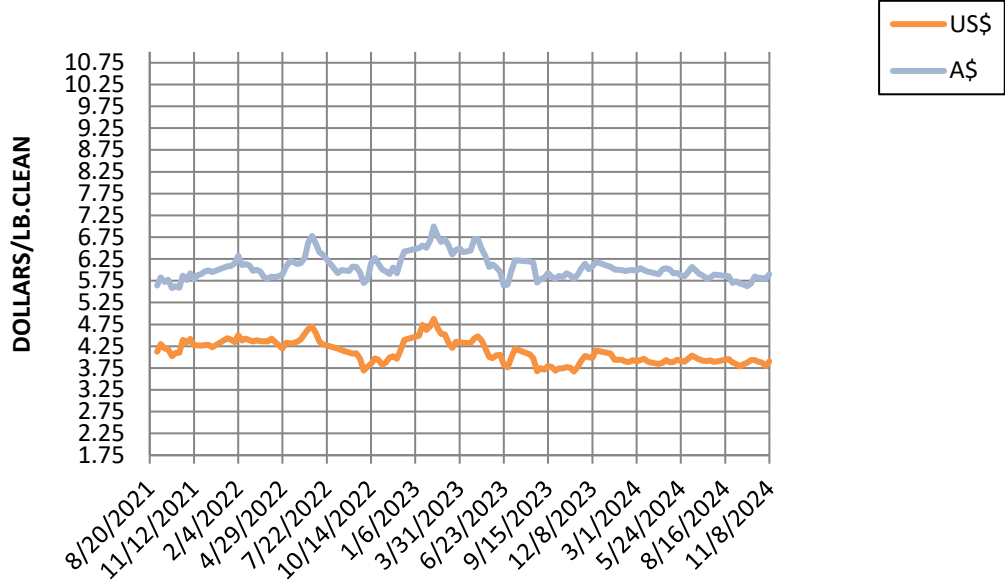


Information source: Wooltrak, Australian Wool Exchange, Weekly Market Review

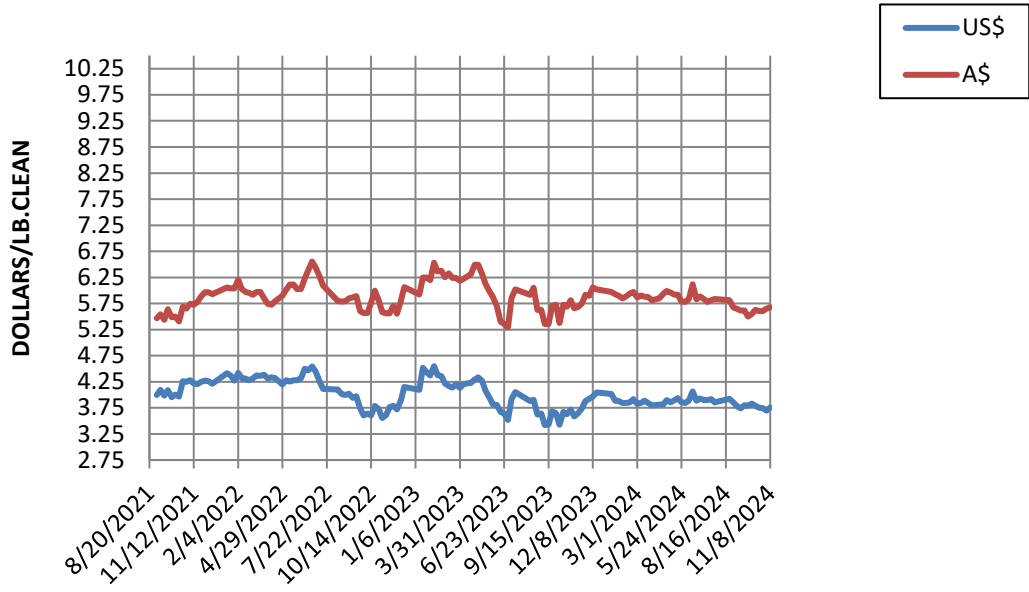
CURRENCY RATE (US\$:A\$)



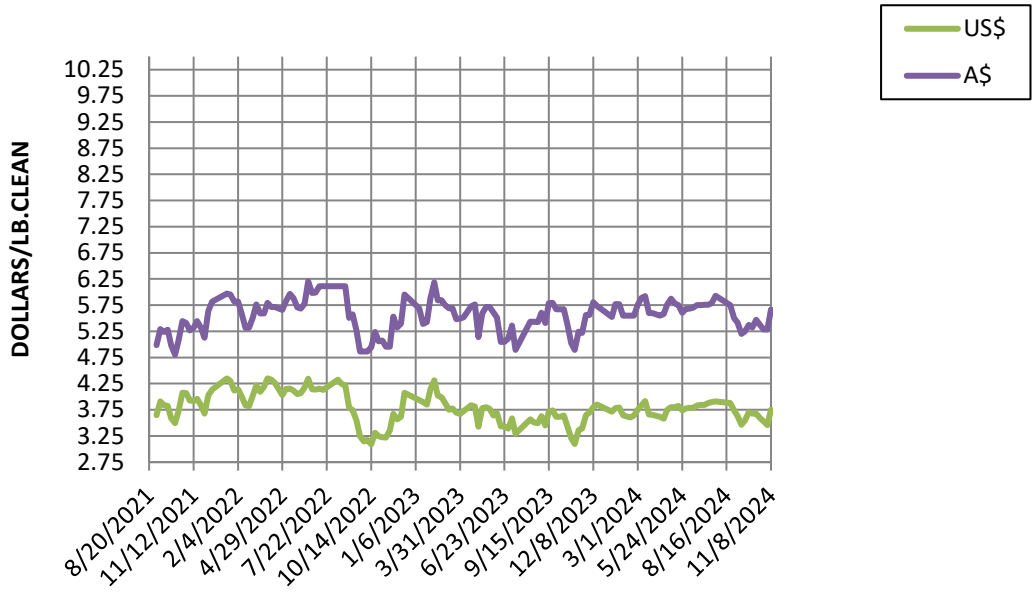
21 MICRON MARKET INDICATOR A\$ vs US\$



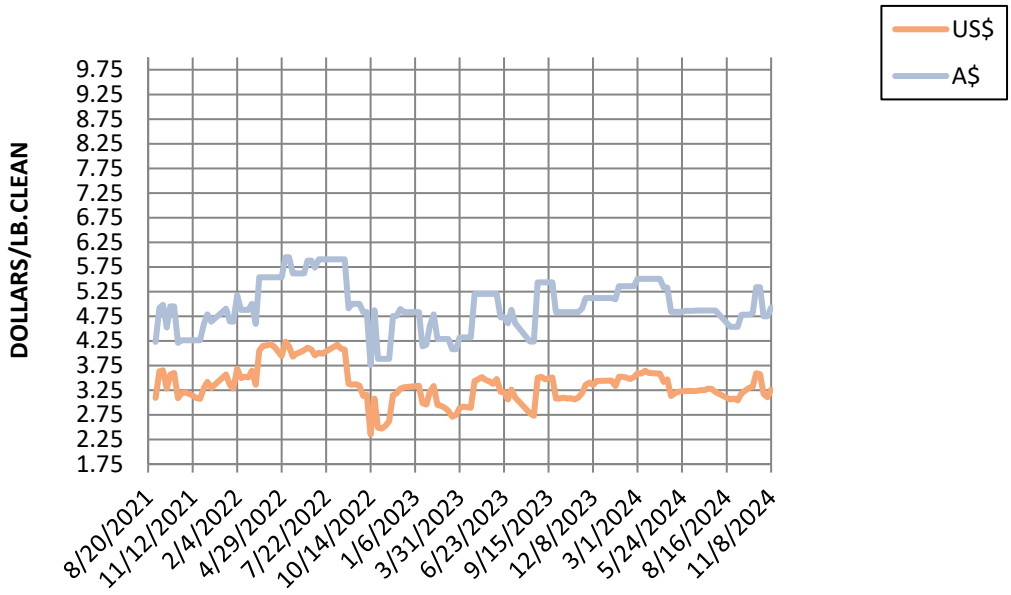
22 MICRON MARKET INDICATOR A\$ vs US\$



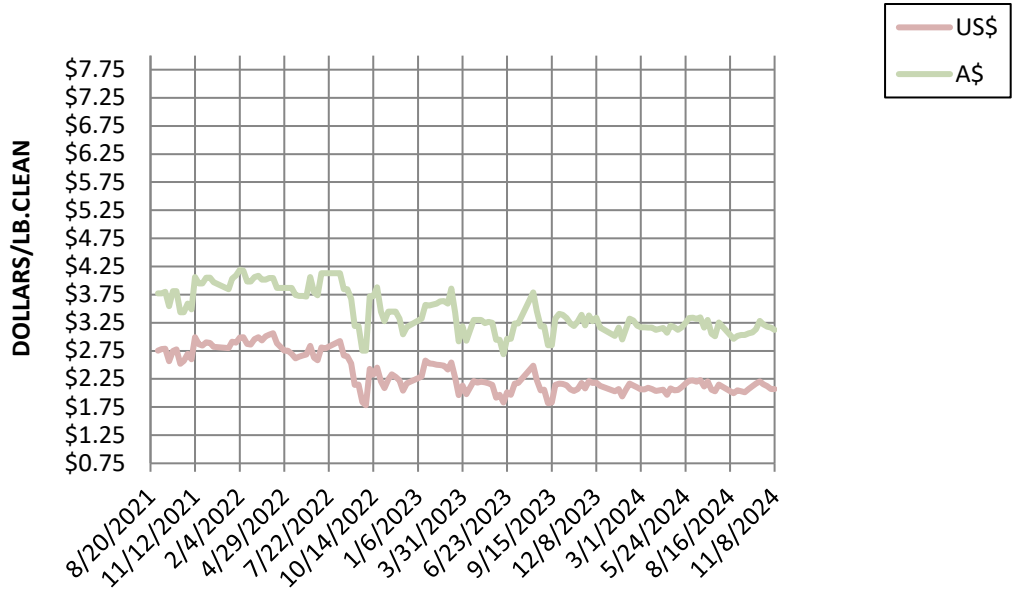
23 MICRON MARKET INDICATOR A\$ vs US\$



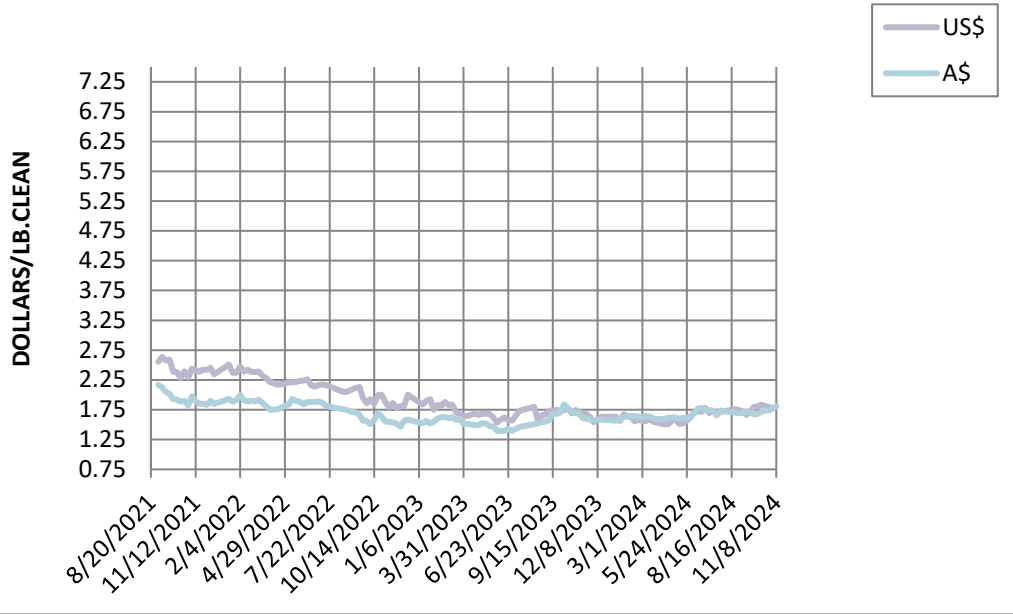
24 MICRON MARKET INDICATOR A\$ vs US\$



25 MICRON MARKET INDICATOR A\$ vs US\$

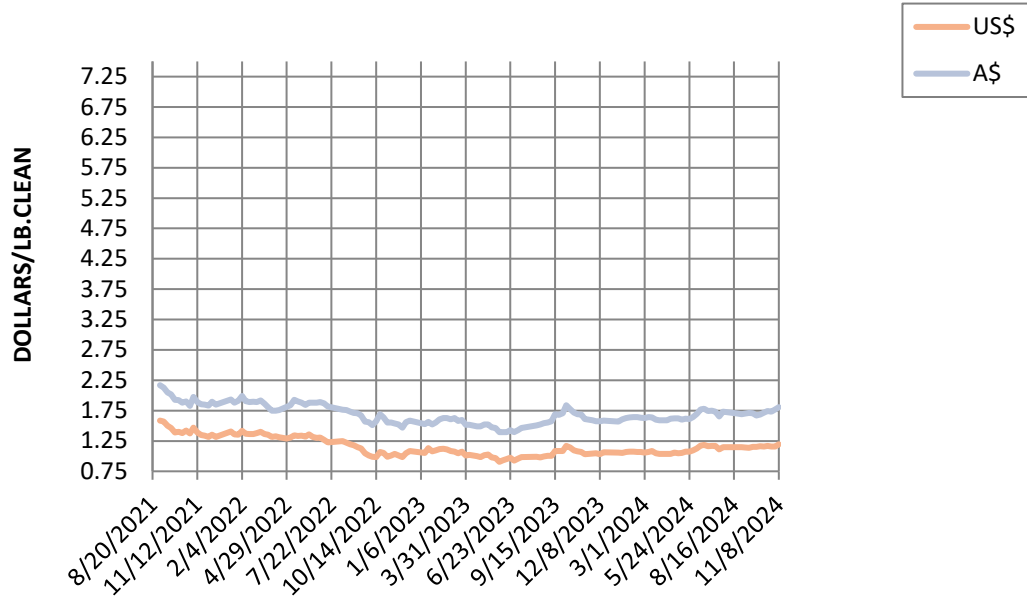


26 MICRON MARKET INDICATOR A\$ vs US\$



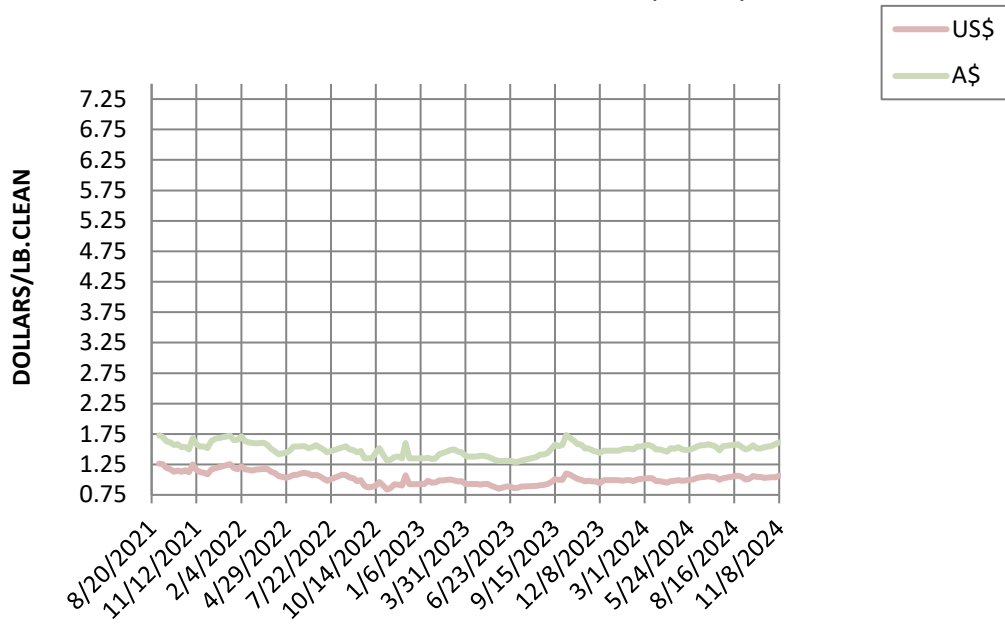
28 MICRON MARKET INDICATOR

A\$ vs US\$



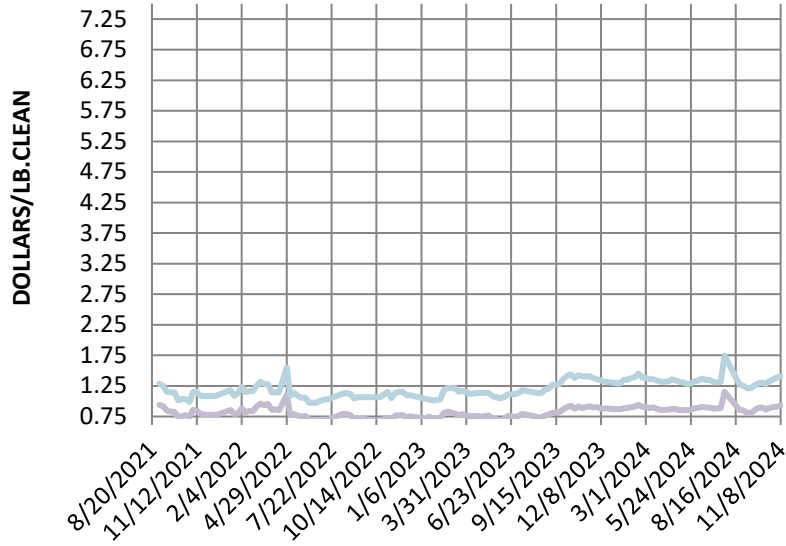
30 MICRON MARKET INDICATOR

A\$ vs US\$



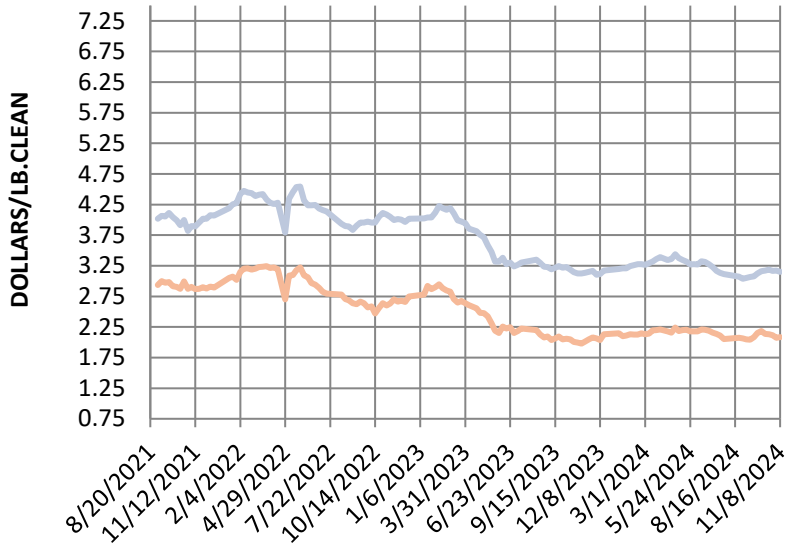
32 MICRON MARKET INDICATOR

A\$ vs US\$



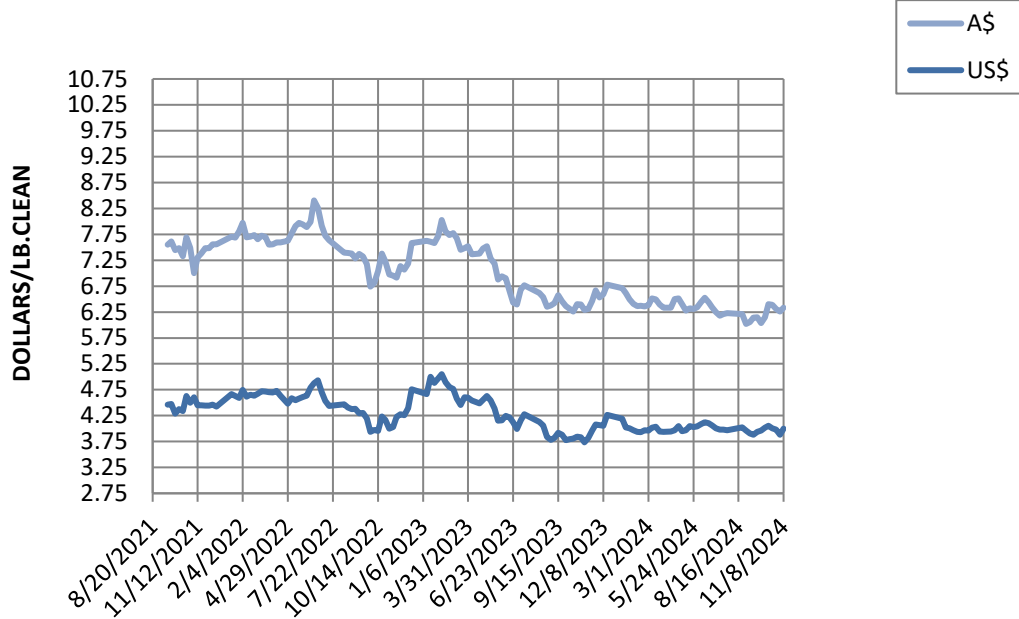
MC MICRON MARKET INDICATOR

A\$ vs US\$



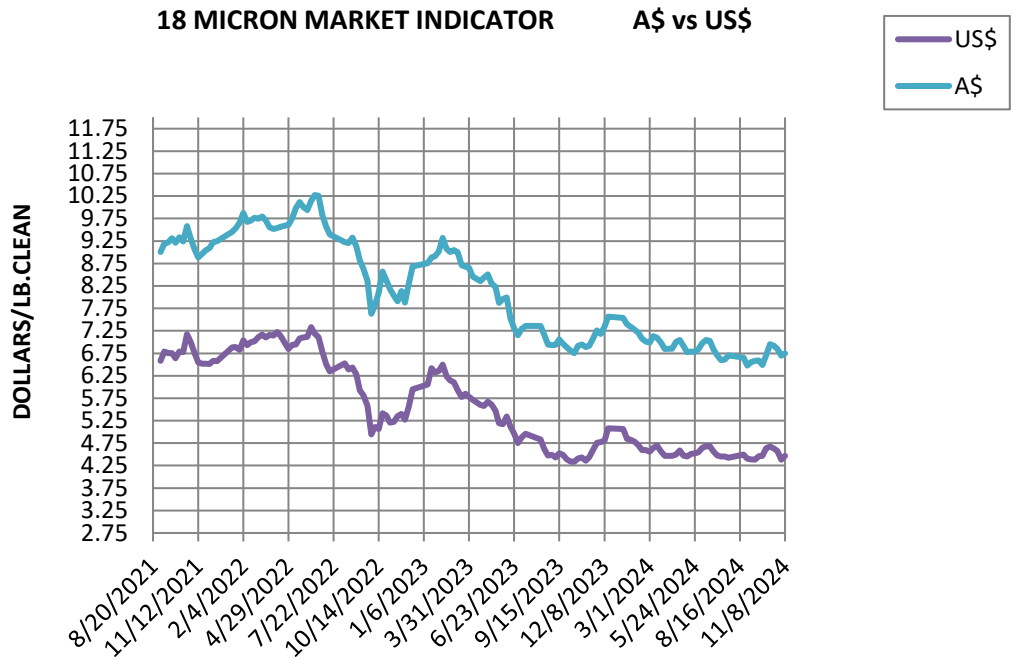
19 MICRON MARKET INDICATOR

A\$ vs US\$



18 MICRON MARKET INDICATOR

A\$ vs US\$



17 MICRON MARKET INDICATOR

A\$ vs US\$

