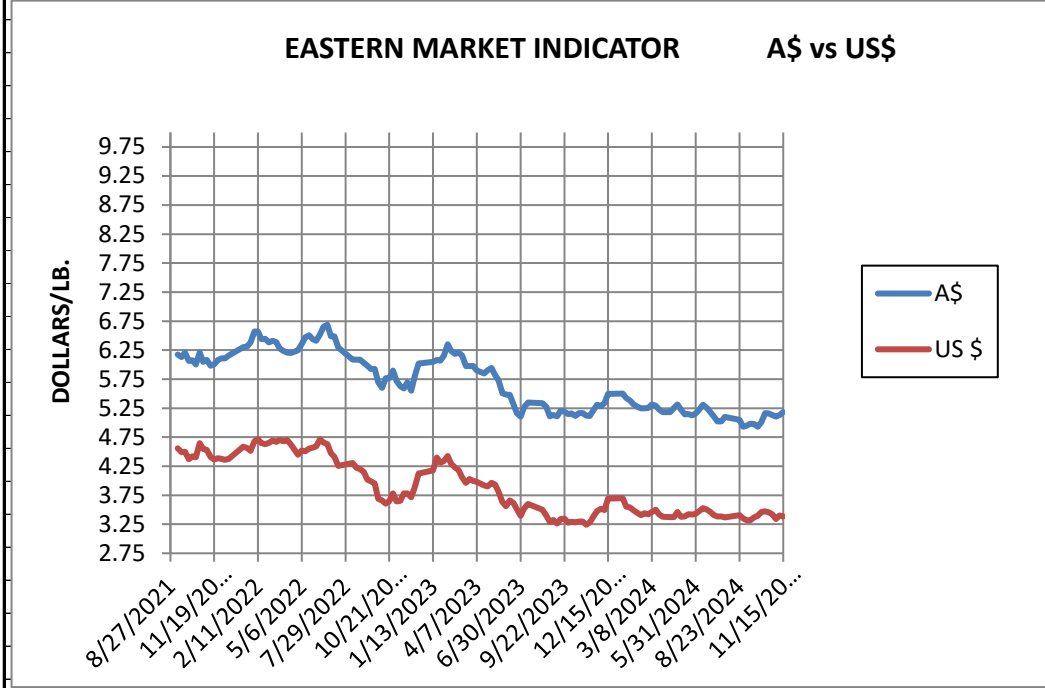


WEEK ENDING  
NOVEMBER 15, 2024

**ASI Conversion Table -- AWEX Prices to USD Per Pound**

MARKET INDICATOR CHANGE		US \$/LB.		Clean on floor			
CATEGORY		11/15/2024		11/8/2024		Change	
		A\$	US\$	A\$	US\$	A\$	US\$
EASTERN MI		\$ 5.18	\$ 3.39	\$ 5.13	\$ 3.40	0.05	-0.01
Micron							
	17	\$ 7.58	\$ 4.95	\$ 7.51	\$ 4.97	0.07	-0.02
	18	\$ 6.86	\$ 4.48	\$ 6.75	\$ 4.47	0.11	0.02
	19	\$ 6.39	\$ 4.18	\$ 6.33	\$ 4.19	0.06	-0.01
	20	\$ 6.09	\$ 3.98	\$ 6.04	\$ 4.00	0.05	-0.02
	21	\$ 5.95	\$ 3.89	\$ 5.90	\$ 3.91	0.05	-0.02
	22	\$ 5.72	\$ 3.74	\$ 5.67	\$ 3.76	0.05	-0.02
	23	\$ 5.50	\$ 3.59	\$ 5.67	\$ 3.75	-0.17	-0.16
	24	\$ 4.93	\$ 3.22	\$ 4.93	\$ 3.26	0.00	-0.04
	25	\$ 3.26	\$ 2.13	\$ 3.13	\$ 2.07	0.13	0.06
	26	\$ 2.71	\$ 1.77	\$ 2.73	\$ 1.81	-0.02	-0.03
	28	\$ 1.83	\$ 1.19	\$ 1.81	\$ 1.20	0.02	0.00
	30	\$ 1.63	\$ 1.07	\$ 1.61	\$ 1.07	0.02	0.00
	32	\$ 1.41	\$ 0.92	\$ 1.41	\$ 0.93	0.00	-0.01
	MC	\$ 3.13	\$ 2.05	\$ 3.15	\$ 2.09	-0.02	-0.04
CURRENCY (US \$/A \$)			\$ 0.6536		\$ 0.6620		-0.0084



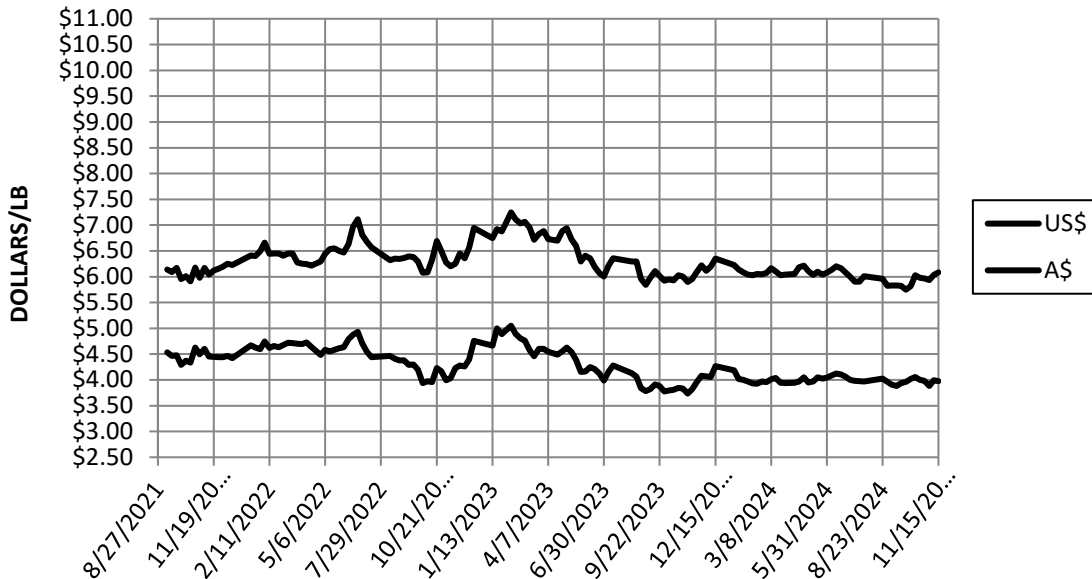
Information source: Wooltrak, Australian Wool Exchange, Weekly Market Review

WEEK ENDING  
NOVEMBER 15, 2024

**MARKET INDICATOR CHANGES** US \$/LB. Clean on floor

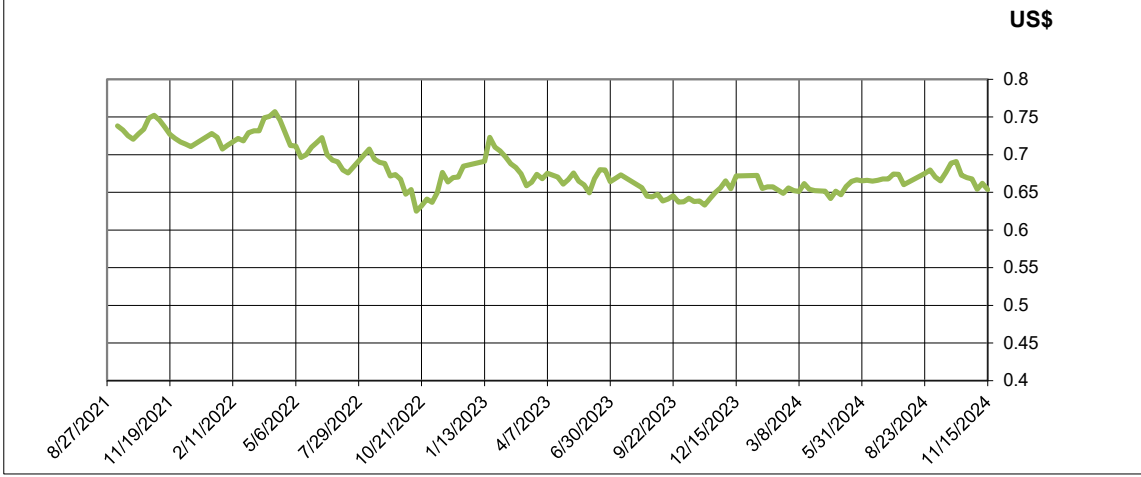
CATEGORY	11/15/2024		11/8/2024		Change	
	A\$	US\$	A\$	US\$	A\$	US\$
EASTERN MI	\$ 5.18	\$ 3.39	\$ 5.13	\$ 3.40	0.05	-0.01
Micron						
17	\$ 7.58	\$ 4.95	\$ 7.51	\$ 4.97	0.07	-0.02
18	\$ 6.86	\$ 4.48	\$ 6.75	\$ 4.47	0.11	0.02
19	\$ 6.39	\$ 4.18	\$ 6.33	\$ 4.19	0.06	-0.01
20	\$ 6.09	\$ 3.98	\$ 6.04	\$ 4.00	0.05	-0.02
21	\$ 5.95	\$ 3.89	\$ 5.90	\$ 3.91	0.05	-0.02
22	\$ 5.72	\$ 3.74	\$ 5.67	\$ 3.76	0.05	-0.02
23	\$ 5.50	\$ 3.59	\$ 5.67	\$ 3.75	-0.17	-0.16
24	\$ 4.93	\$ 3.22	\$ 4.93	\$ 3.26	0.00	-0.04
25	\$ 3.26	\$ 2.13	\$ 3.13	\$ 2.07	0.13	0.06
26	\$ 2.71	\$ 1.77	\$ 2.73	\$ 1.81	-0.02	-0.03
28	\$ 1.83	\$ 1.19	\$ 1.81	\$ 1.20	0.02	0.00
30	\$ 1.63	\$ 1.07	\$ 1.61	\$ 1.07	0.02	0.00
32	\$ 1.41	\$ 0.92	\$ 1.41	\$ 0.93	0.00	-0.01
MC	\$ 3.13	\$ 2.05	\$ 3.15	\$ 2.09	-0.02	-0.04
CURRENCY (US \$/A \$)		\$ 0.6536		\$ 0.6620		-0.0084

**20 MICRON MARKET INDICATOR**

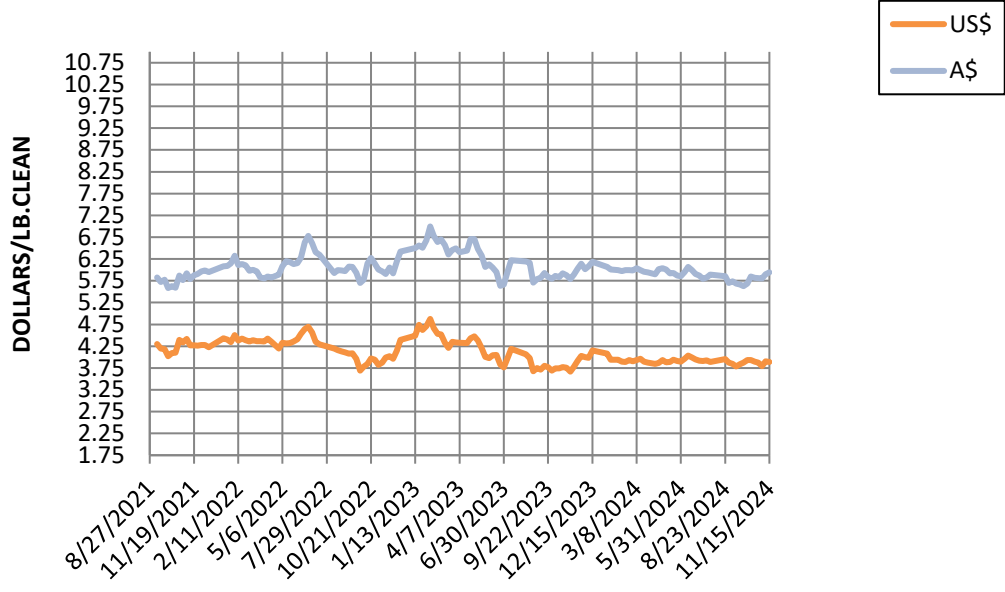


Information source: Wooltrak, Australian Wool Exchange, Weekly Market Review

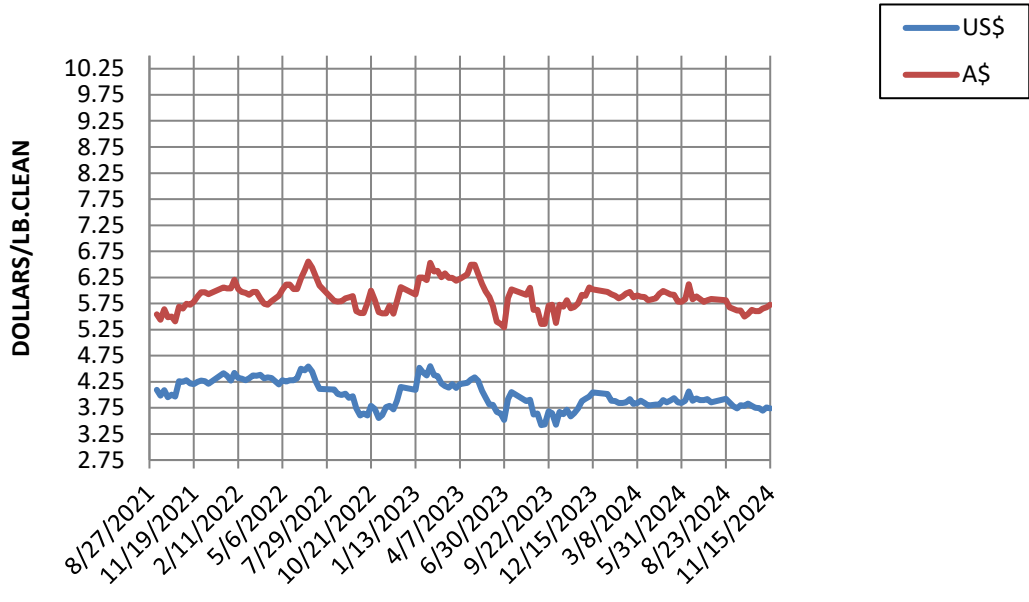
### CURRENCY RATE (US\$:A\$)



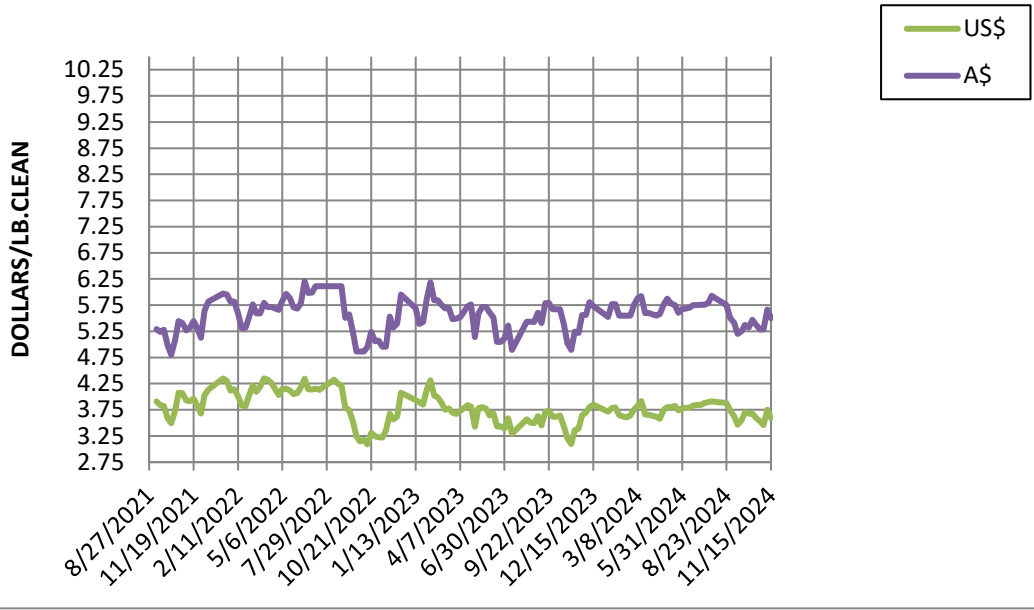
21 MICRON MARKET INDICATOR A\$ vs US\$



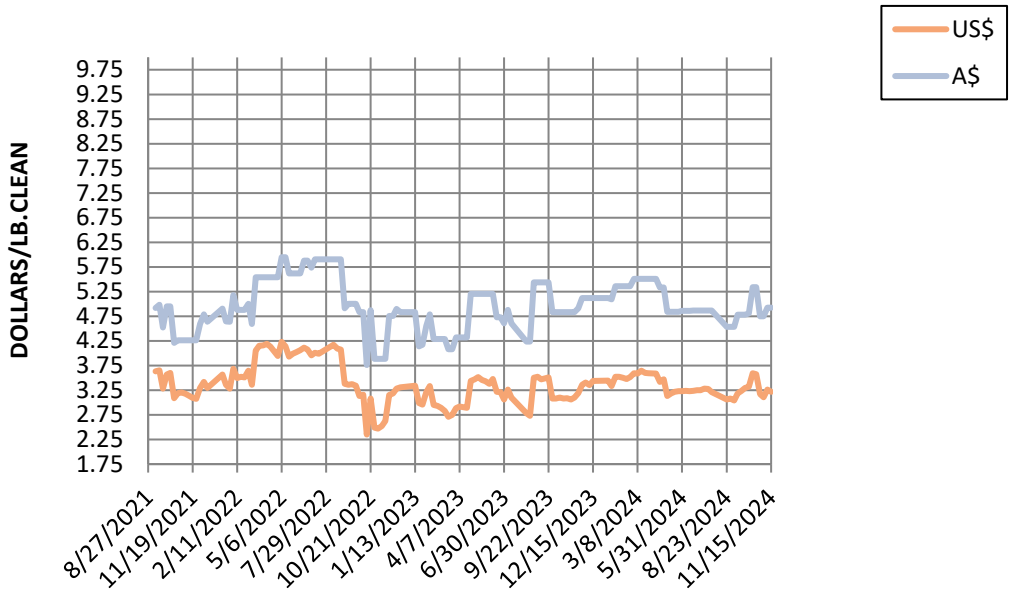
22 MICRON MARKET INDICATOR A\$ vs US\$



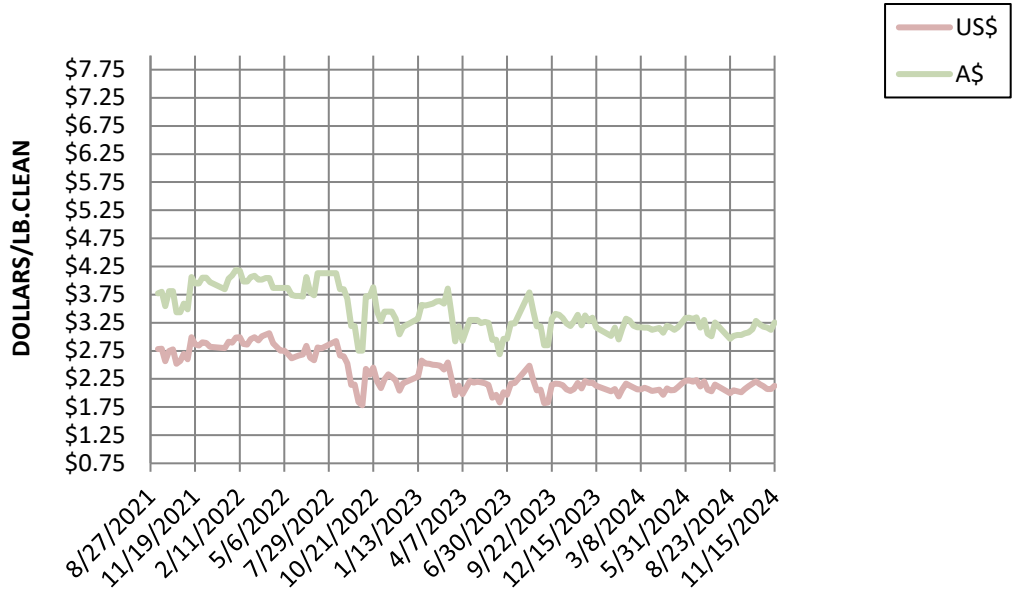
23 MICRON MARKET INDICATOR A\$ vs US\$



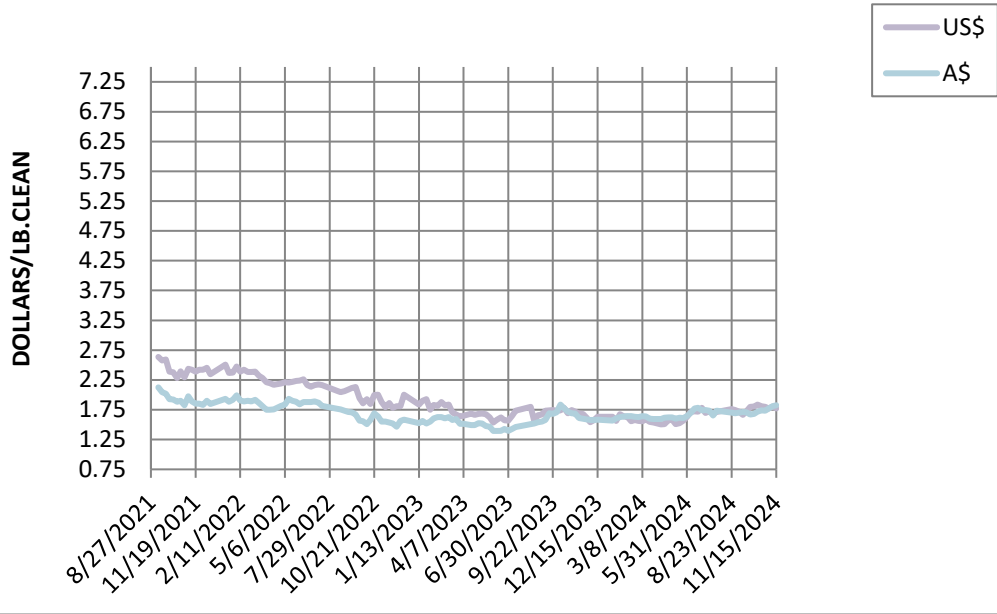
24 MICRON MARKET INDICATOR A\$ vs US\$



25 MICRON MARKET INDICATOR A\$ vs US\$

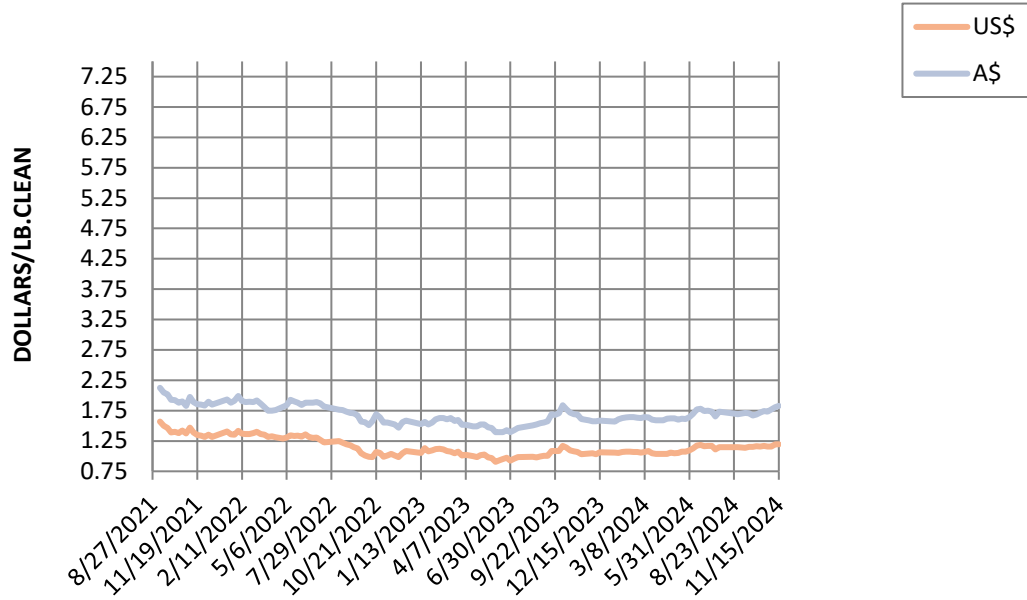


26 MICRON MARKET INDICATOR A\$ vs US\$



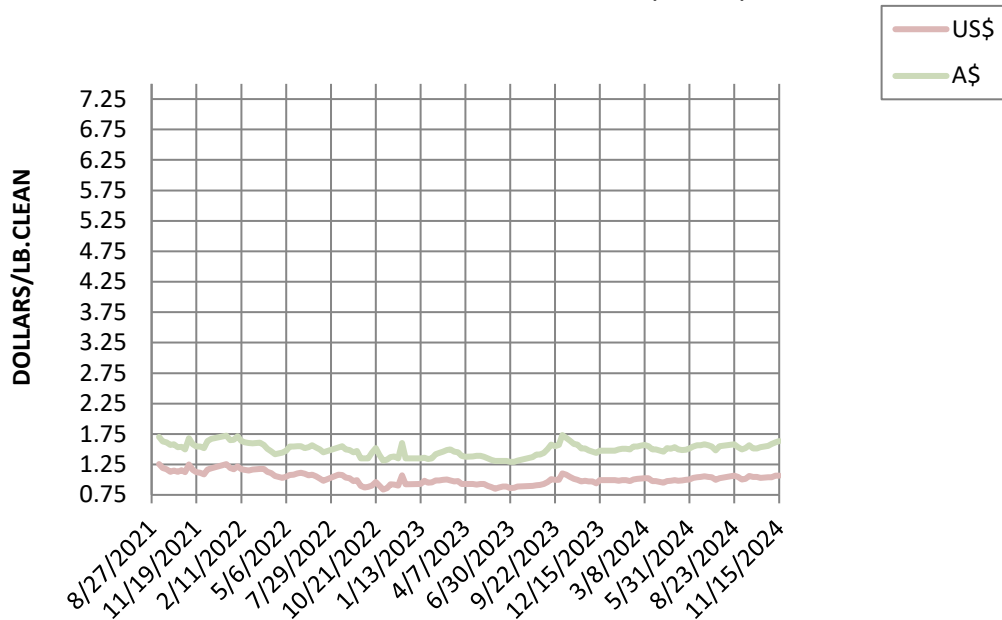
### 28 MICRON MARKET INDICATOR

A\$ vs US\$



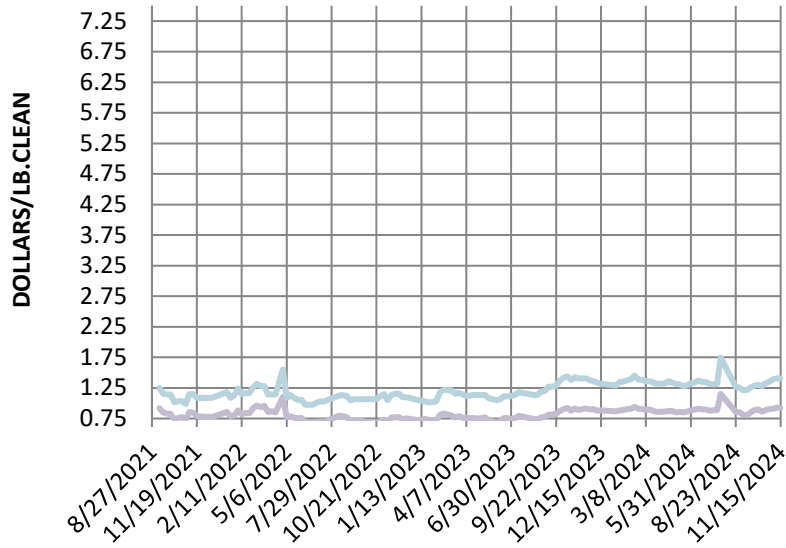
### 30 MICRON MARKET INDICATOR

A\$ vs US\$



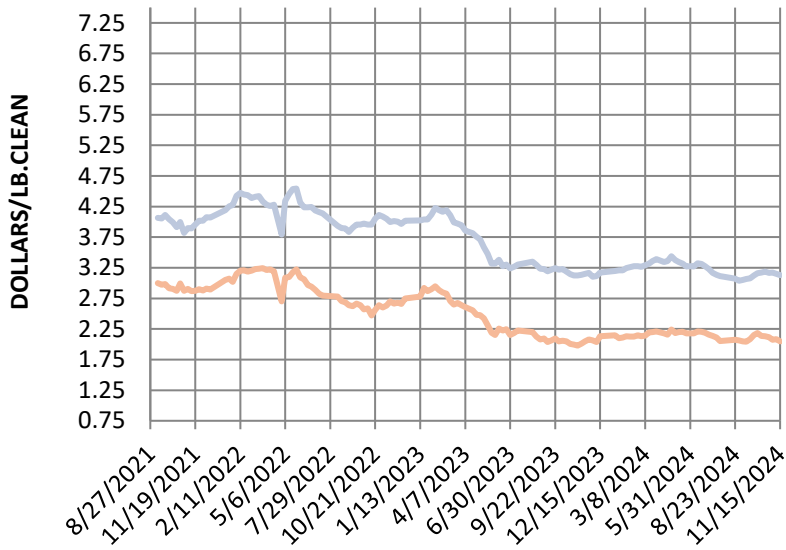
### 32 MICRON MARKET INDICATOR

A\$ vs US\$



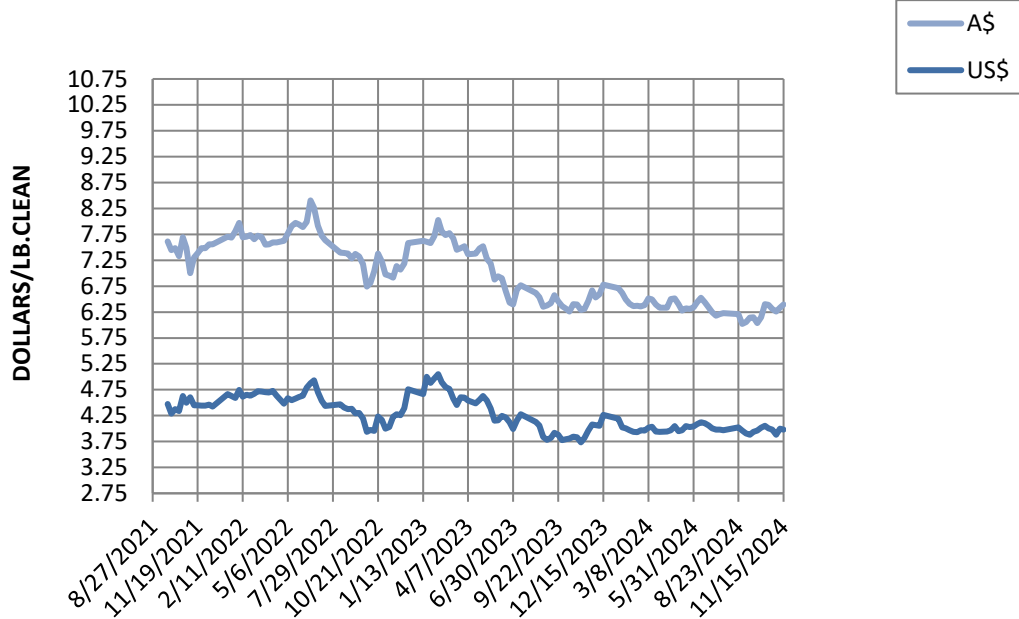
### MC MICRON MARKET INDICATOR

A\$ vs US\$

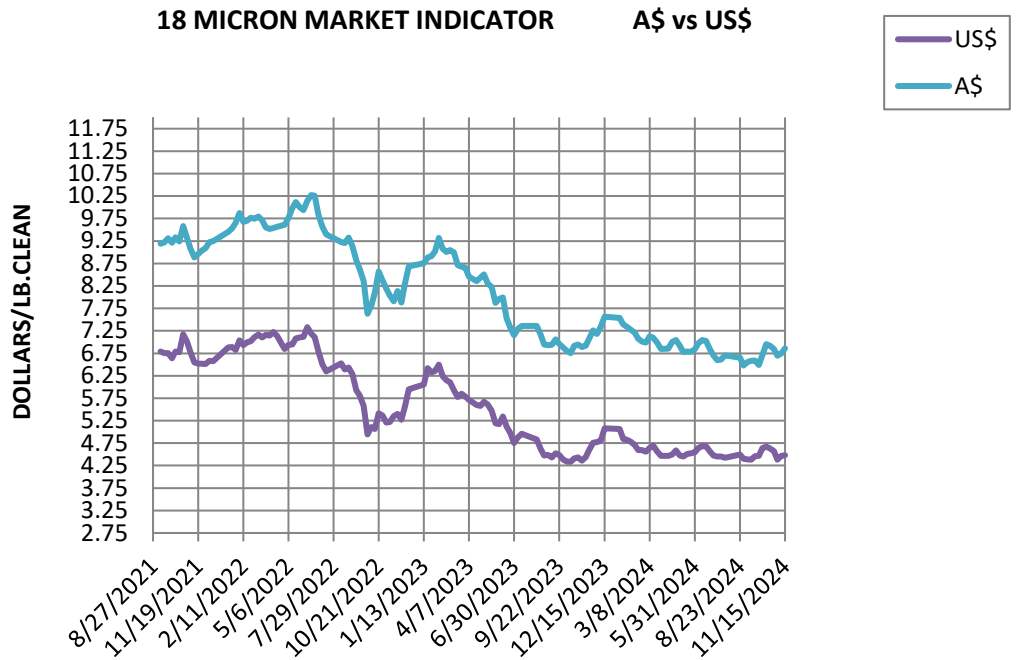




**19 MICRON MARKET INDICATOR      A\$ vs US\$**



**18 MICRON MARKET INDICATOR      A\$ vs US\$**



# 17 MICRON MARKET INDICATOR

## A\$ vs US\$

