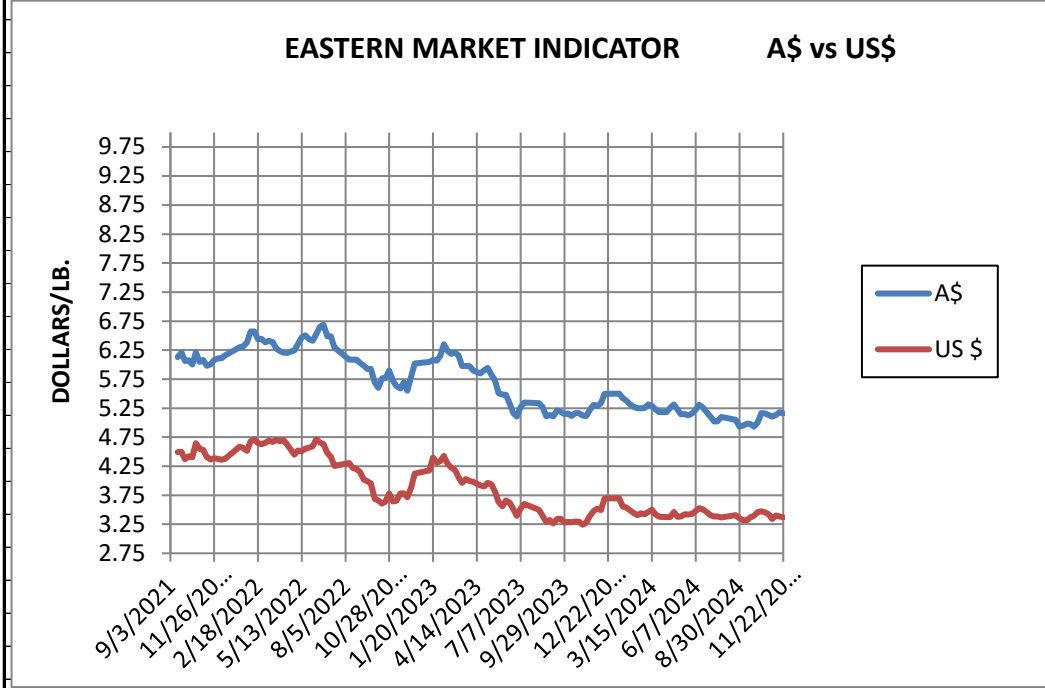


WEEK ENDING
NOVEMBER 22, 2024

ASI Conversion Table -- AWEX Prices to USD Per Pound

MARKET INDICATOR CHANGE		US \$/LB.		Clean on floor			
CATEGORY		11/22/2024		11/15/2024		Change	
		A\$	US\$	A\$	US\$	A\$	US\$
EASTERN MI		\$ 5.16	\$ 3.37	\$ 5.18	\$ 3.39	-0.02	-0.02
Micron							
	17	\$ 7.57	\$ 4.94	\$ 7.58	\$ 4.95	-0.01	-0.01
	18	\$ 6.70	\$ 4.38	\$ 6.86	\$ 4.48	-0.15	-0.10
	19	\$ 6.36	\$ 4.15	\$ 6.39	\$ 4.18	-0.04	-0.03
	20	\$ 6.09	\$ 3.98	\$ 6.09	\$ 3.98	0.00	0.00
	21	\$ 5.96	\$ 3.90	\$ 5.95	\$ 3.89	0.02	0.01
	22	\$ 5.81	\$ 3.79	\$ 5.72	\$ 3.74	0.08	0.05
	23	\$ 5.50	\$ 3.59	\$ 5.50	\$ 3.59	0.00	0.00
	24	\$ 4.93	\$ 3.22	\$ 4.93	\$ 3.22	0.00	0.00
	25	\$ 3.20	\$ 2.09	\$ 3.26	\$ 2.13	-0.06	-0.04
	26	\$ 2.62	\$ 1.71	\$ 2.71	\$ 1.77	-0.09	-0.06
	28	\$ 1.81	\$ 1.18	\$ 1.83	\$ 1.19	-0.02	-0.01
	30	\$ 1.61	\$ 1.05	\$ 1.63	\$ 1.07	-0.02	-0.02
	32	\$ 1.41	\$ 0.92	\$ 1.41	\$ 0.92	0.00	0.00
	MC	\$ 3.11	\$ 2.03	\$ 3.13	\$ 2.05	-0.03	-0.02
CURRENCY (US \$/A \$)		\$ 0.6531		\$ 0.6536		-0.0005	



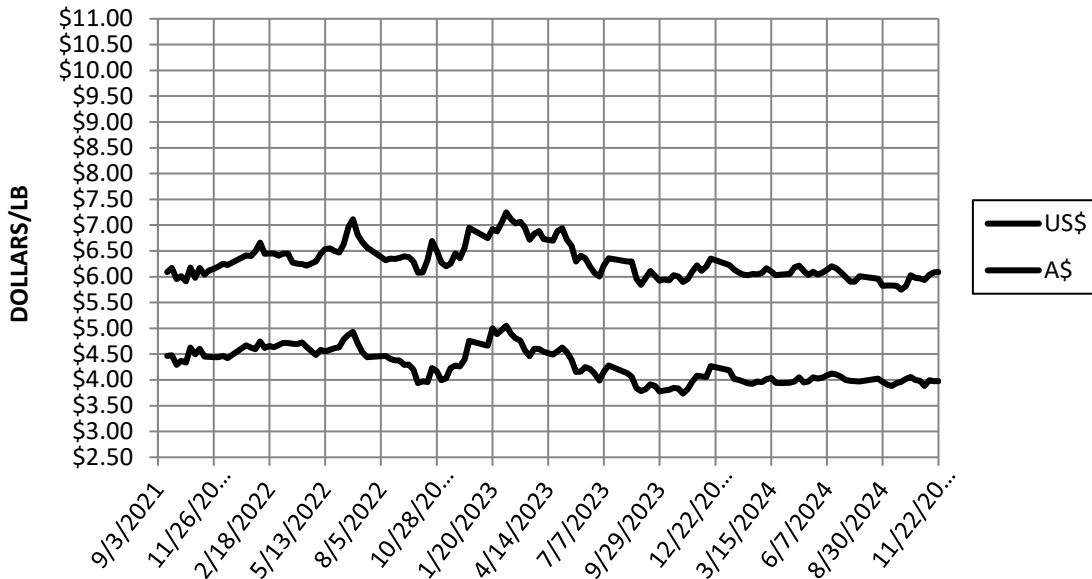
Information source: Wooltrak, Australian Wool Exchange, Weekly Market Review

WEEK ENDING
NOVEMBER 22, 2024

MARKET INDICATOR CHANGES US \$/LB. Clean on floor

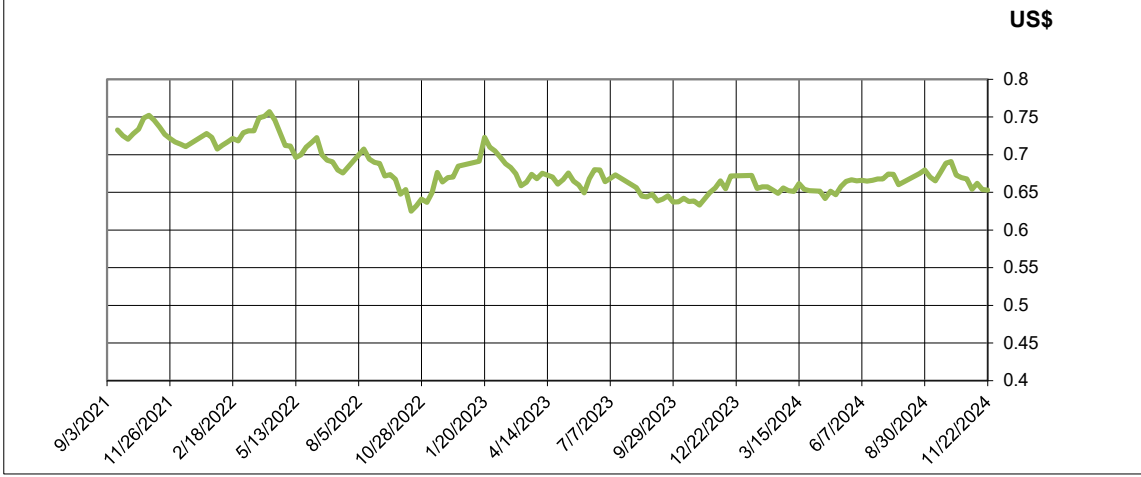
CATEGORY	11/22/2024		11/15/2024		Change	
	A\$	US\$	A\$	US\$	A\$	US\$
EASTERN MI	\$ 5.16	\$ 3.37	\$ 5.18	\$ 3.39	-0.02	-0.02
Micron						
17	\$ 7.57	\$ 4.94	\$ 7.58	\$ 4.95	-0.01	-0.01
18	\$ 6.70	\$ 4.38	\$ 6.86	\$ 4.48	-0.15	-0.10
19	\$ 6.36	\$ 4.15	\$ 6.39	\$ 4.18	-0.04	-0.03
20	\$ 6.09	\$ 3.98	\$ 6.09	\$ 3.98	0.00	0.00
21	\$ 5.96	\$ 3.90	\$ 5.95	\$ 3.89	0.02	0.01
22	\$ 5.81	\$ 3.79	\$ 5.72	\$ 3.74	0.08	0.05
23	\$ 5.50	\$ 3.59	\$ 5.50	\$ 3.59	0.00	0.00
24	\$ 4.93	\$ 3.22	\$ 4.93	\$ 3.22	0.00	0.00
25	\$ 3.20	\$ 2.09	\$ 3.26	\$ 2.13	-0.06	-0.04
26	\$ 2.62	\$ 1.71	\$ 2.71	\$ 1.77	-0.09	-0.06
28	\$ 1.81	\$ 1.18	\$ 1.83	\$ 1.19	-0.02	-0.01
30	\$ 1.61	\$ 1.05	\$ 1.63	\$ 1.07	-0.02	-0.02
32	\$ 1.41	\$ 0.92	\$ 1.41	\$ 0.92	0.00	0.00
MC	\$ 3.11	\$ 2.03	\$ 3.13	\$ 2.05	-0.03	-0.02
CURRENCY (US \$/A \$)		\$ 0.6531		\$ 0.6536		-0.0005

20 MICRON MARKET INDICATOR

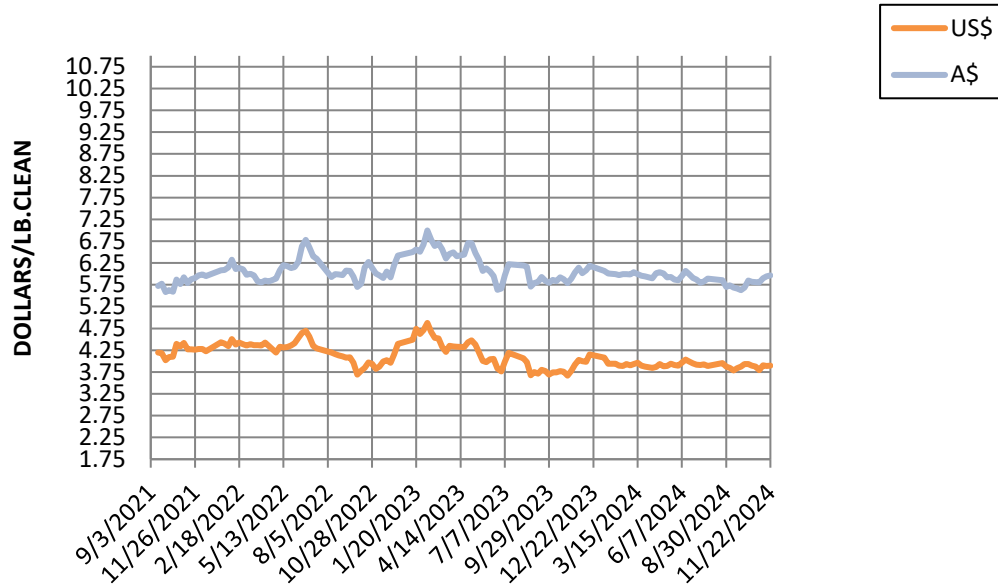


Information source: Wooltrak, Australian Wool Exchange, Weekly Market Review

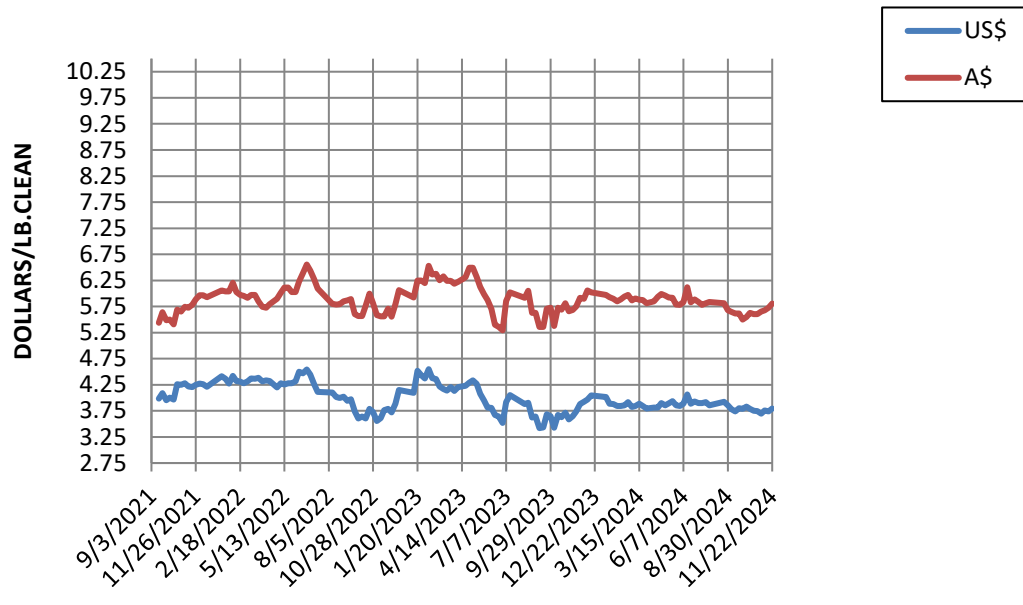
CURRENCY RATE (US\$:A\$)



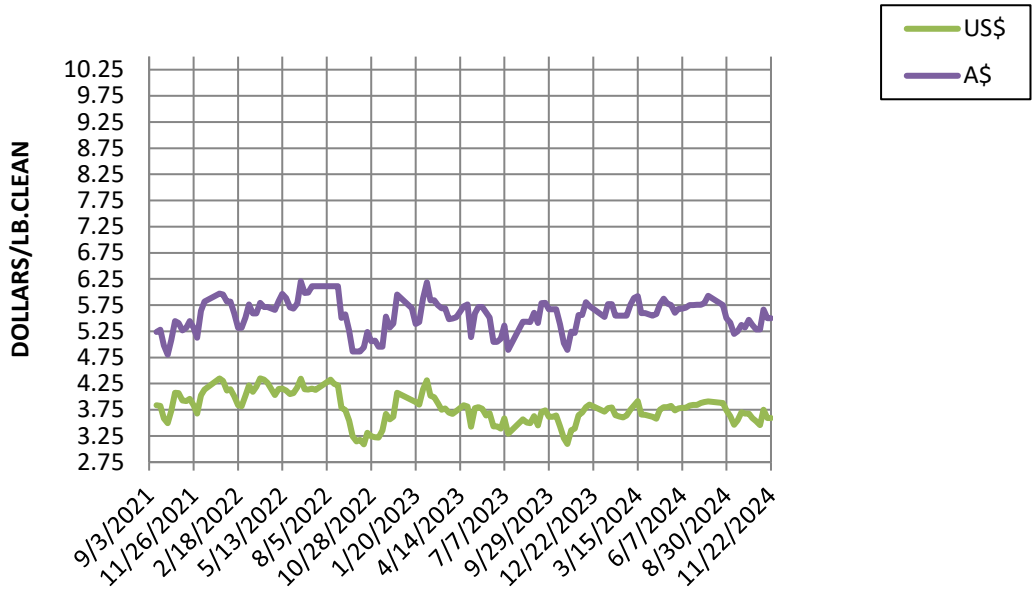
21 MICRON MARKET INDICATOR A\$ vs US\$



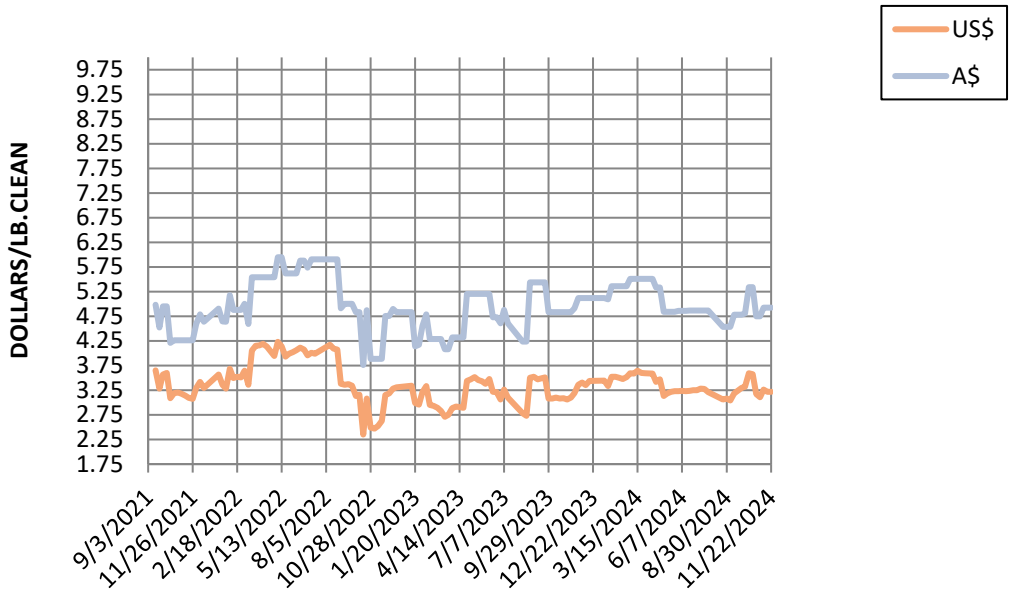
22 MICRON MARKET INDICATOR A\$ vs US\$



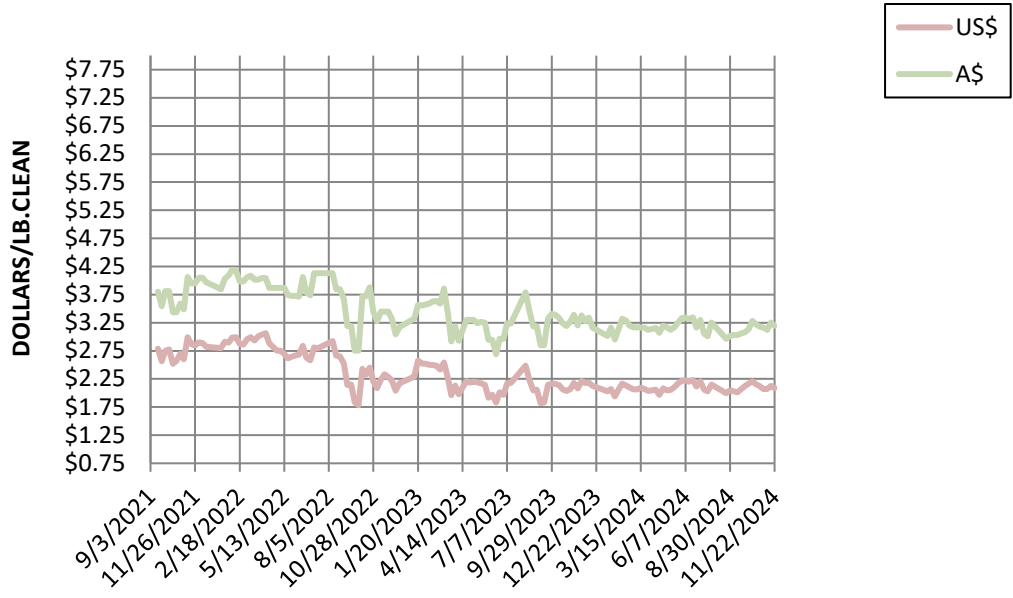
23 MICRON MARKET INDICATOR A\$ vs US\$



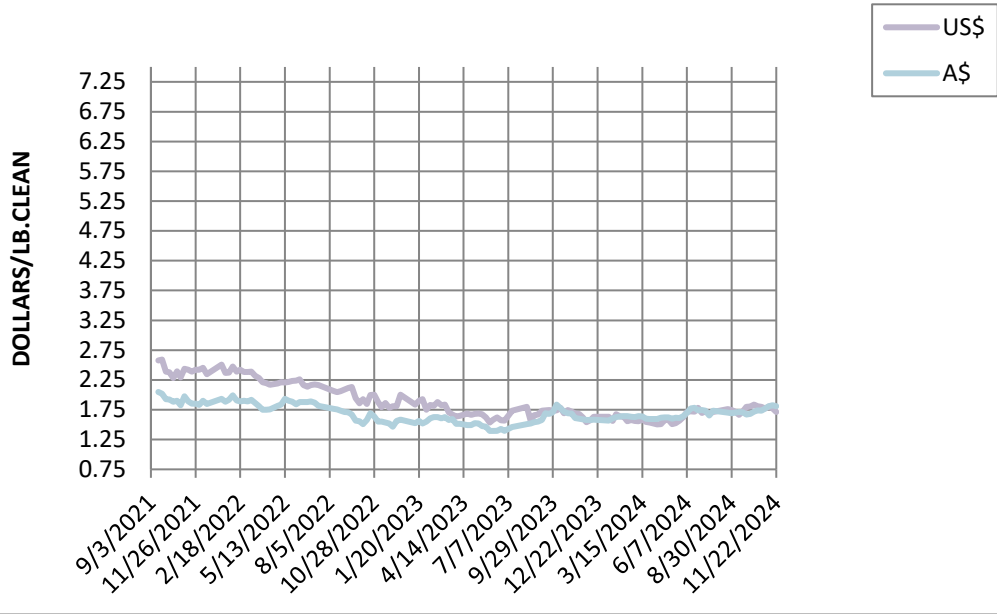
24 MICRON MARKET INDICATOR A\$ vs US\$



25 MICRON MARKET INDICATOR A\$ vs US\$

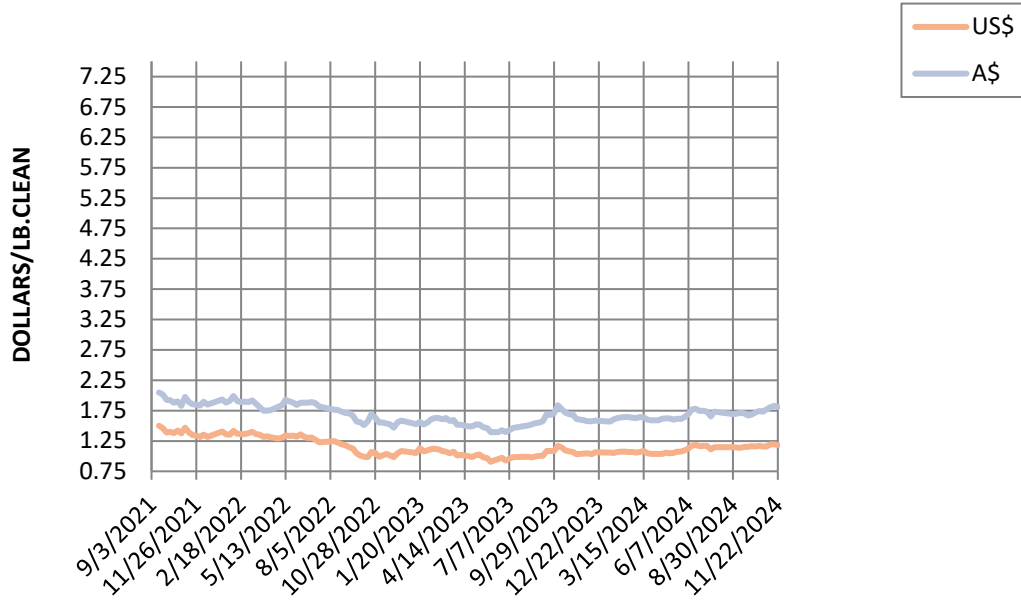


26 MICRON MARKET INDICATOR A\$ vs US\$



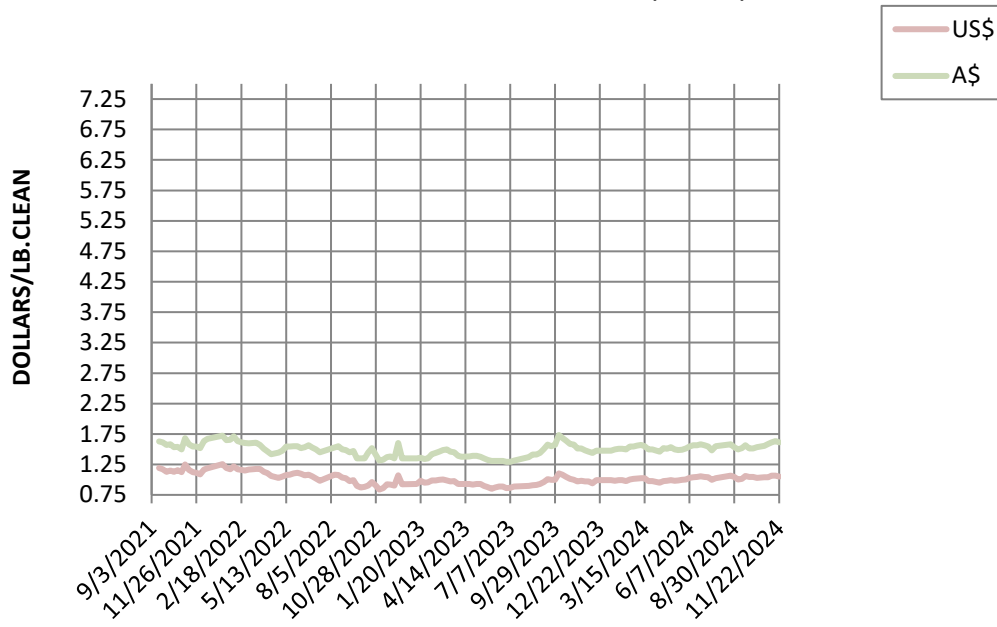
28 MICRON MARKET INDICATOR

A\$ vs US\$



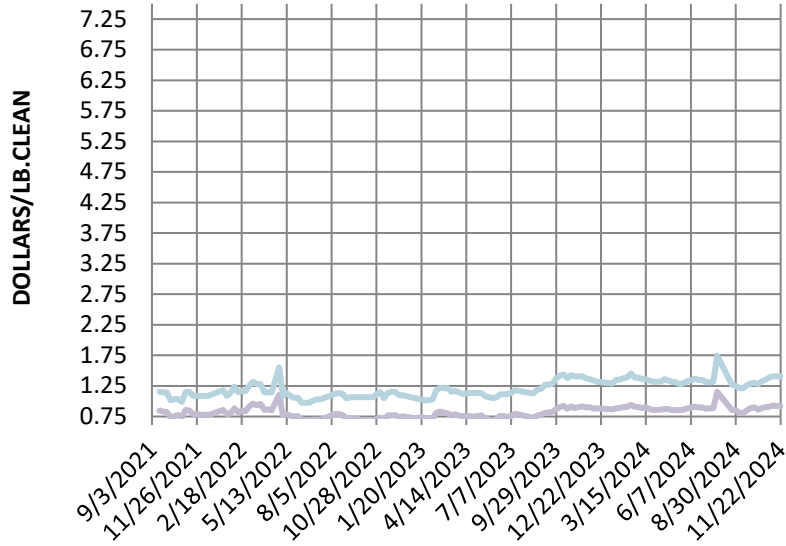
30 MICRON MARKET INDICATOR

A\$ vs US\$



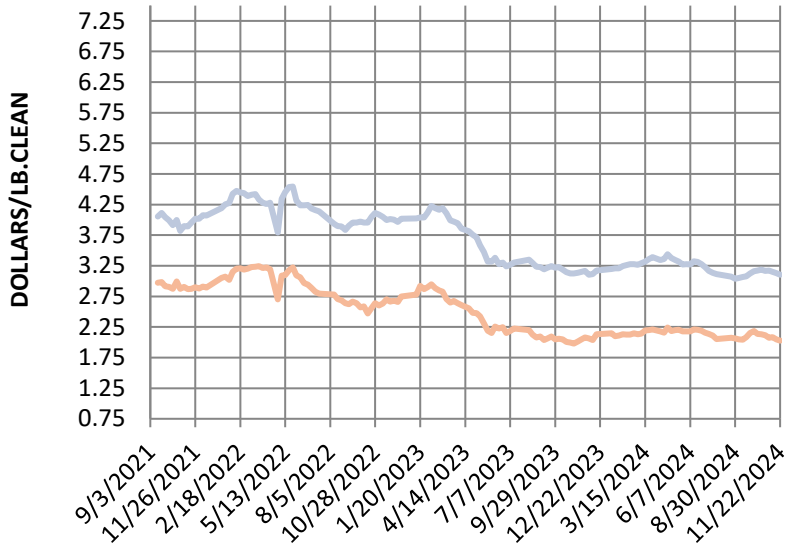
32 MICRON MARKET INDICATOR

A\$ vs US\$

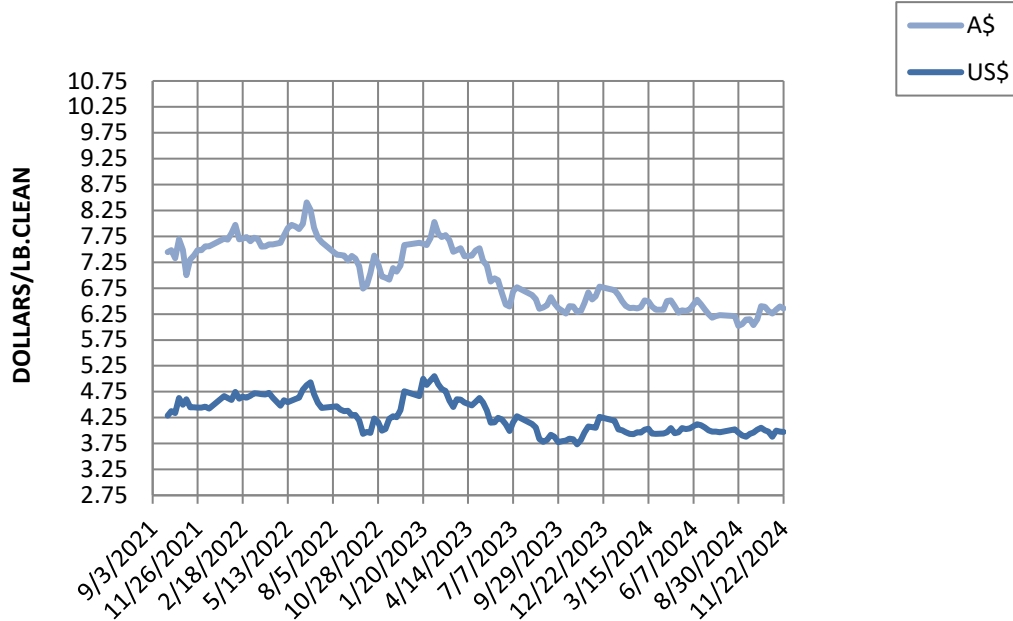


MC MICRON MARKET INDICATOR

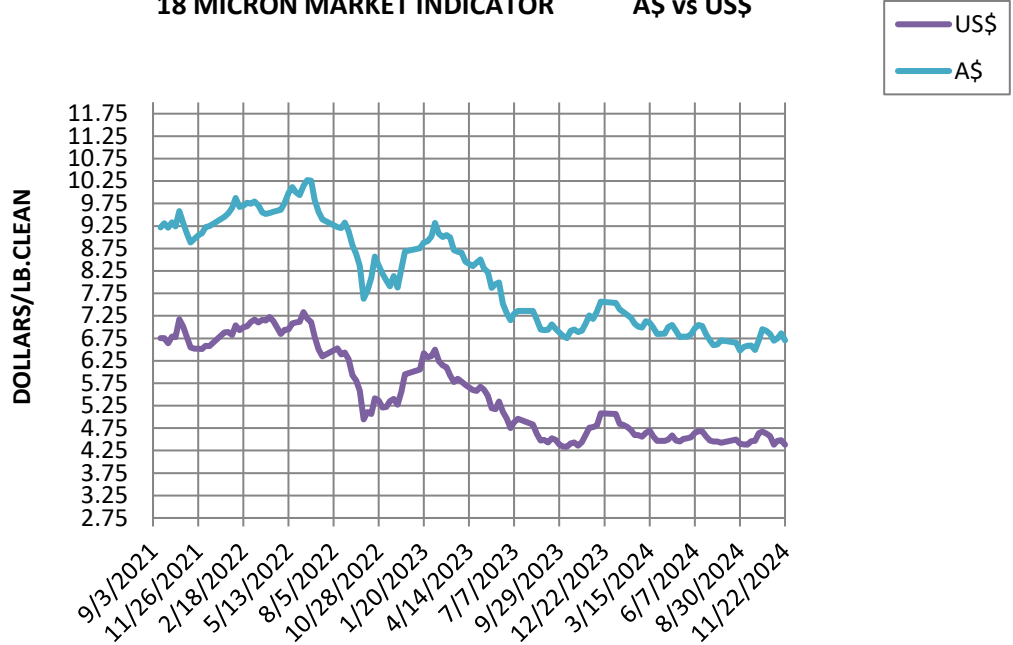
A\$ vs US\$



19 MICRON MARKET INDICATOR A\$ vs US\$



18 MICRON MARKET INDICATOR A\$ vs US\$



17 MICRON MARKET INDICATOR

A\$ vs US\$

