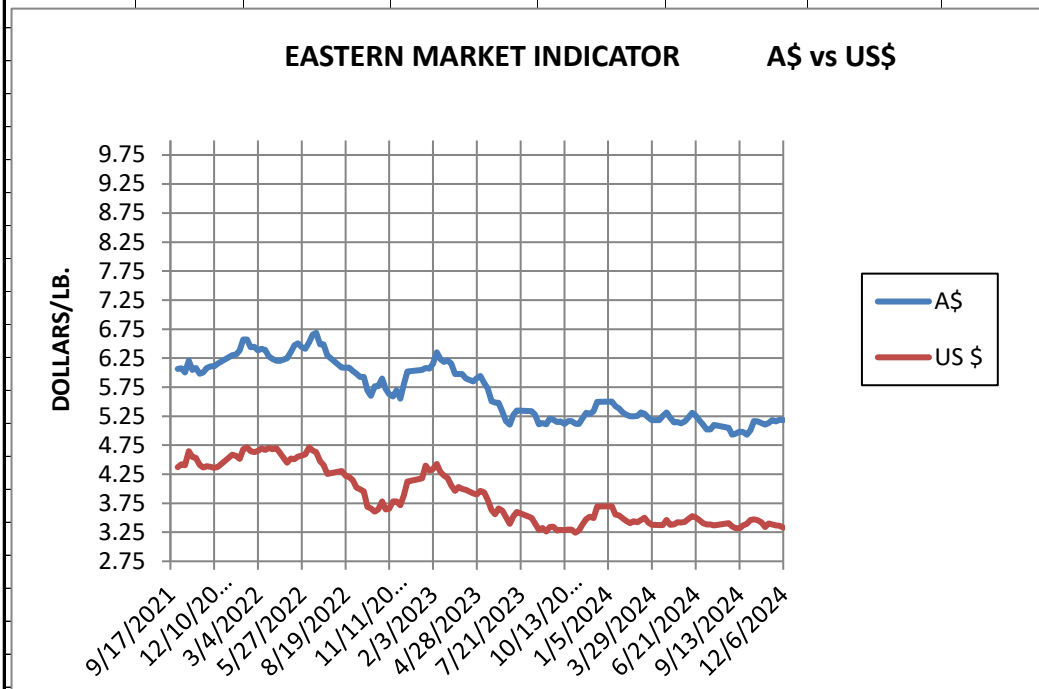


WEEK ENDING
DECEMBER 6, 2024

ASI Conversion Chart - AWEX Prices to USD Per Pound							
MARKET INDICATOR CHANGE		US \$/LB.		Clean on floor			
CATEGORY		12/6/2024		11/29/2024		Change	
		A\$	US\$	A\$	US\$	A\$	US\$
EASTERN MI		\$ 5.18	\$ 3.33	\$ 5.19	\$ 3.36	-0.01	-0.03
Micron							
17		\$ 7.70	\$ 4.95	\$ 7.72	\$ 5.01	-0.02	-0.06
18		\$ 6.84	\$ 4.40	\$ 6.89	\$ 4.47	-0.05	-0.07
19		\$ 6.38	\$ 4.10	\$ 6.41	\$ 4.15	-0.03	-0.05
20		\$ 6.13	\$ 3.94	\$ 6.14	\$ 3.98	-0.01	-0.04
21		\$ 6.03	\$ 3.88	\$ 6.01	\$ 3.89	0.02	-0.02
22		\$ 5.93	\$ 3.81	\$ 5.89	\$ 3.82	0.04	0.00
23		\$ 5.79	\$ 3.72	\$ 5.77	\$ 3.74	0.03	-0.01
24		\$ 4.93	\$ 3.17	\$ 4.93	\$ 3.19	0.00	-0.03
25		\$ 3.14	\$ 2.02	\$ 2.98	\$ 1.93	0.16	0.09
26		\$ 2.54	\$ 1.63	\$ 2.55	\$ 1.65	-0.02	-0.02
28		\$ 1.78	\$ 1.15	\$ 1.80	\$ 1.16	-0.01	-0.02
30		\$ 1.60	\$ 1.03	\$ 1.61	\$ 1.04	-0.01	-0.02
32		\$ 1.39	\$ 0.90	\$ 1.41	\$ 0.91	-0.01	-0.01
MC		\$ 3.15	\$ 2.02	\$ 3.10	\$ 2.01	0.04	0.01
CURRENCY (US \$/A \$)			\$ 0.6428		\$ 0.6480		-0.0052



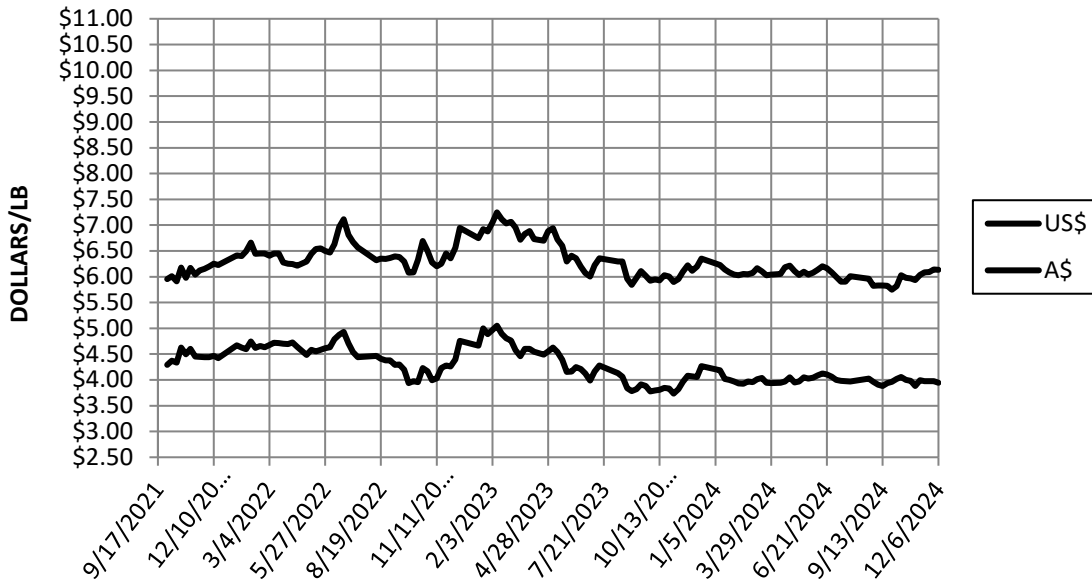
Information source: Wooltrak, Australian Wool Exchange, Weekly Market Review

WEEK ENDING
DECEMBER 6, 2024

MARKET INDICATOR CHANGES US \$/LB. Clean on floor

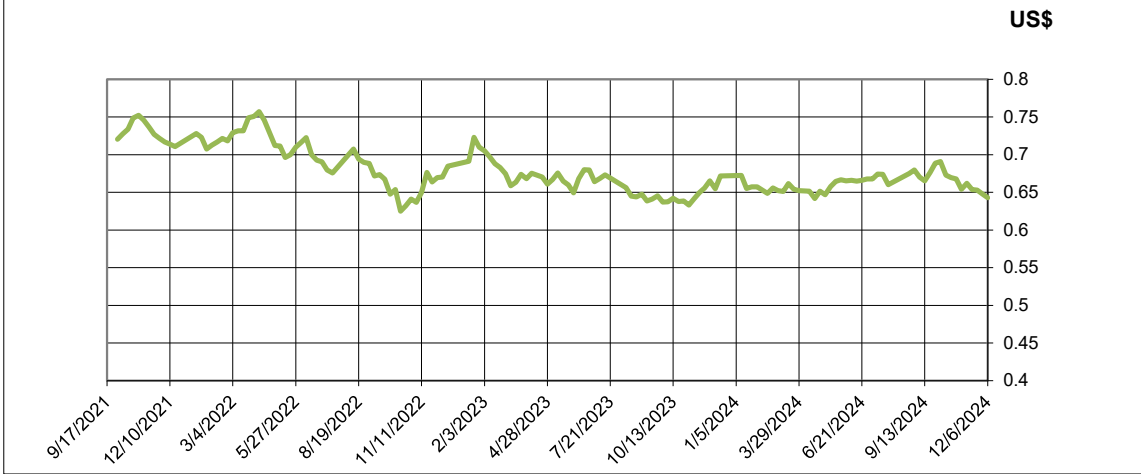
CATEGORY	12/6/2024		11/29/2024		Change	
	A\$	US\$	A\$	US\$	A\$	US\$
EASTERN MI	\$ 5.18	\$ 3.33	\$ 5.19	\$ 3.36	-0.01	-0.03
Micron						
17	\$ 7.70	\$ 4.95	\$ 7.72	\$ 5.01	-0.02	-0.06
18	\$ 6.84	\$ 4.40	\$ 6.89	\$ 4.47	-0.05	-0.07
19	\$ 6.38	\$ 4.10	\$ 6.41	\$ 4.15	-0.03	-0.05
20	\$ 6.13	\$ 3.94	\$ 6.14	\$ 3.98	-0.01	-0.04
21	\$ 6.03	\$ 3.88	\$ 6.01	\$ 3.89	0.02	-0.02
22	\$ 5.93	\$ 3.81	\$ 5.89	\$ 3.82	0.04	0.00
23	\$ 5.79	\$ 3.72	\$ 5.77	\$ 3.74	0.03	-0.01
24	\$ 4.93	\$ 3.17	\$ 4.93	\$ 3.19	0.00	-0.03
25	\$ 3.14	\$ 2.02	\$ 2.98	\$ 1.93	0.16	0.09
26	\$ 2.54	\$ 1.63	\$ 2.55	\$ 1.65	-0.02	-0.02
28	\$ 1.78	\$ 1.15	\$ 1.80	\$ 1.16	-0.01	-0.02
30	\$ 1.60	\$ 1.03	\$ 1.61	\$ 1.04	-0.01	-0.02
32	\$ 1.39	\$ 0.90	\$ 1.41	\$ 0.91	-0.01	-0.01
MC	\$ 3.15	\$ 2.02	\$ 3.10	\$ 2.01	0.04	0.01
CURRENCY (US \$/A \$)		\$ 0.6428		\$ 0.6480		-0.0052

20 MICRON MARKET INDICATOR

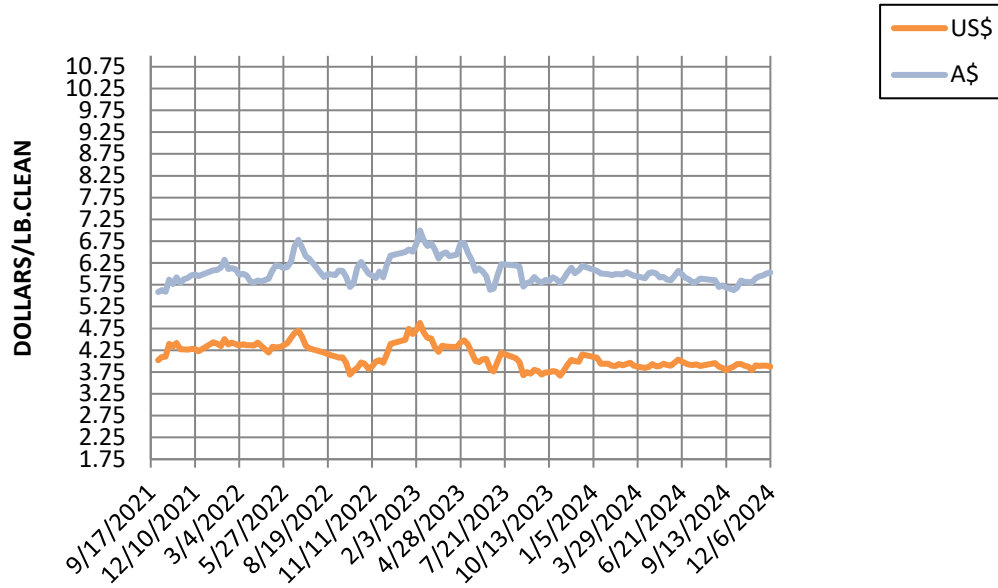


Information source: Wooltrak, Australian Wool Exchange, Weekly Market Review

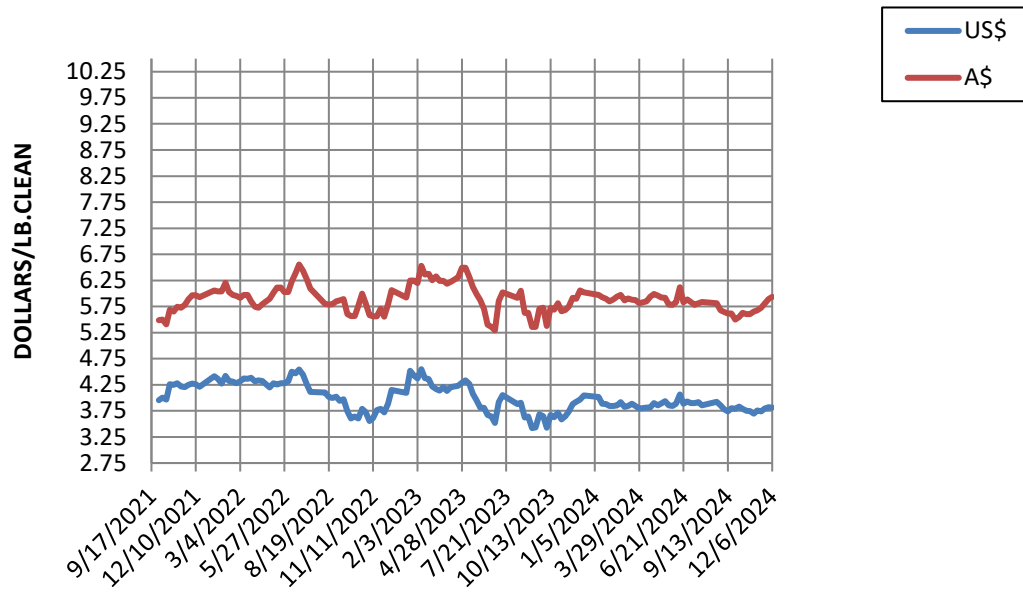
CURRENCY RATE (US\$:A\$)



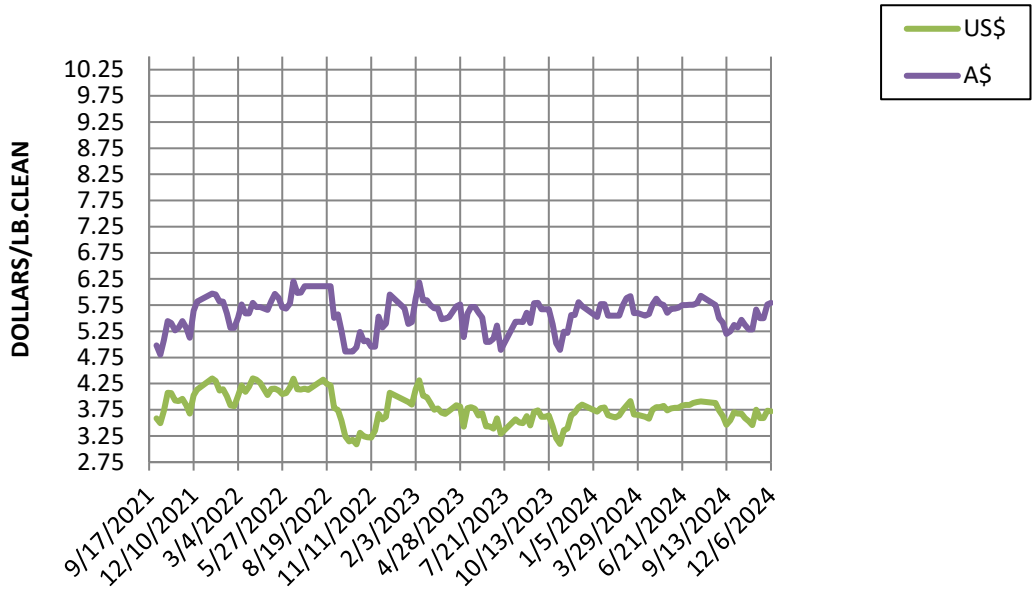
21 MICRON MARKET INDICATOR A\$ vs US\$



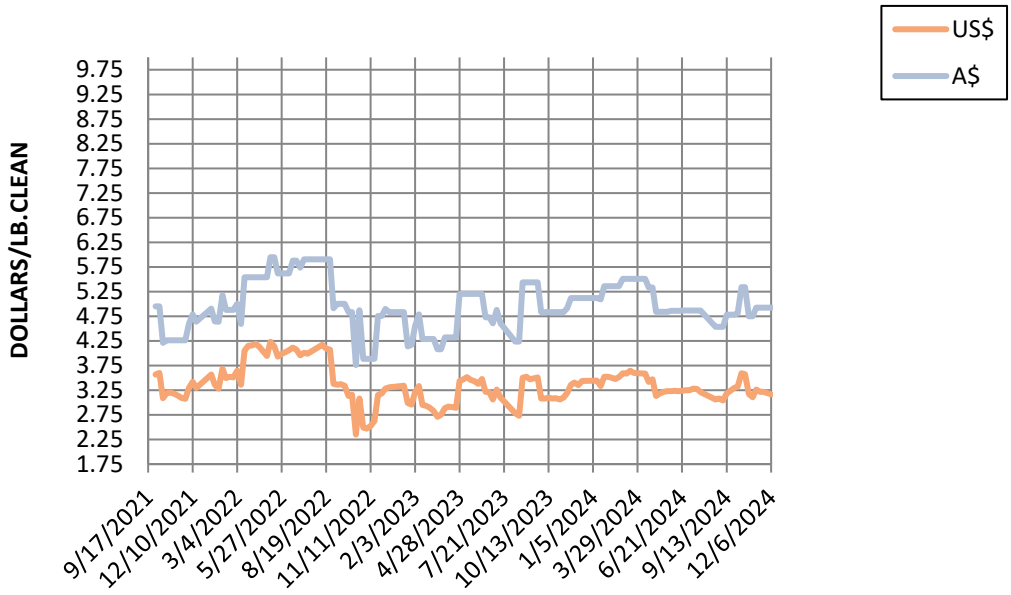
22 MICRON MARKET INDICATOR A\$ vs US\$



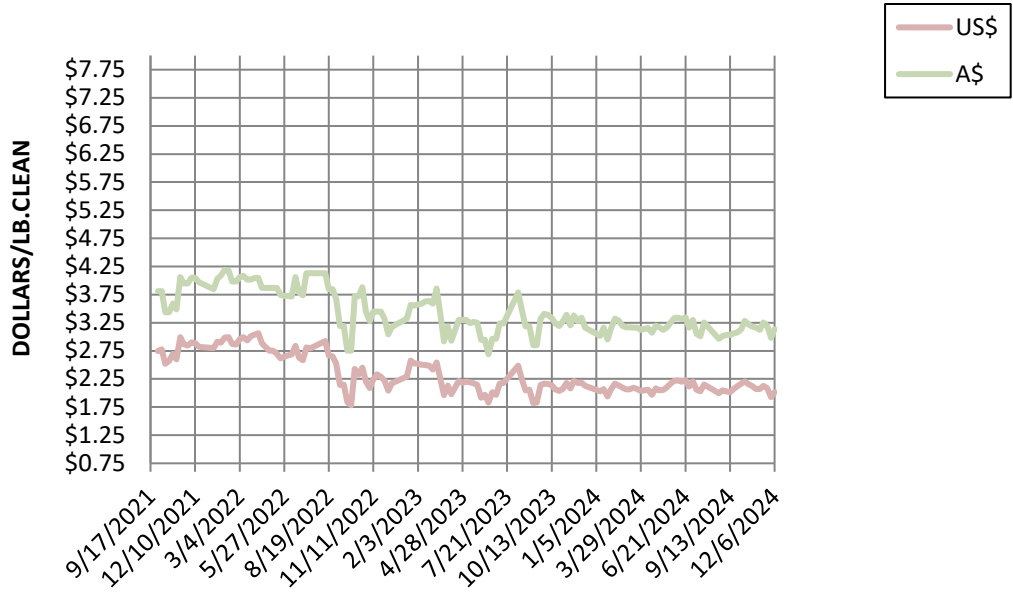
23 MICRON MARKET INDICATOR A\$ vs US\$



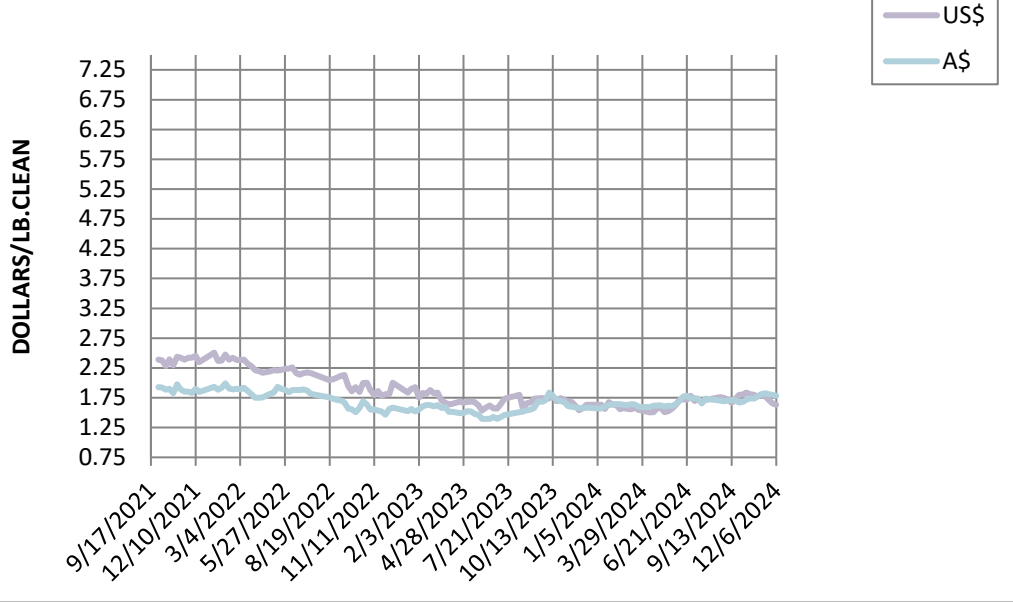
24 MICRON MARKET INDICATOR A\$ vs US\$



25 MICRON MARKET INDICATOR A\$ vs US\$

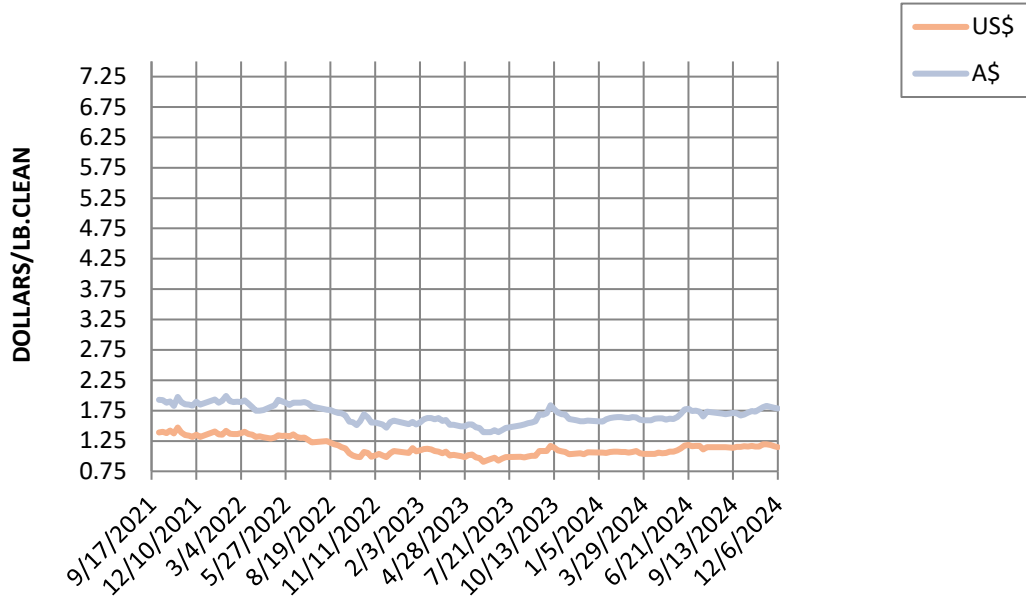


26 MICRON MARKET INDICATOR A\$ vs US\$



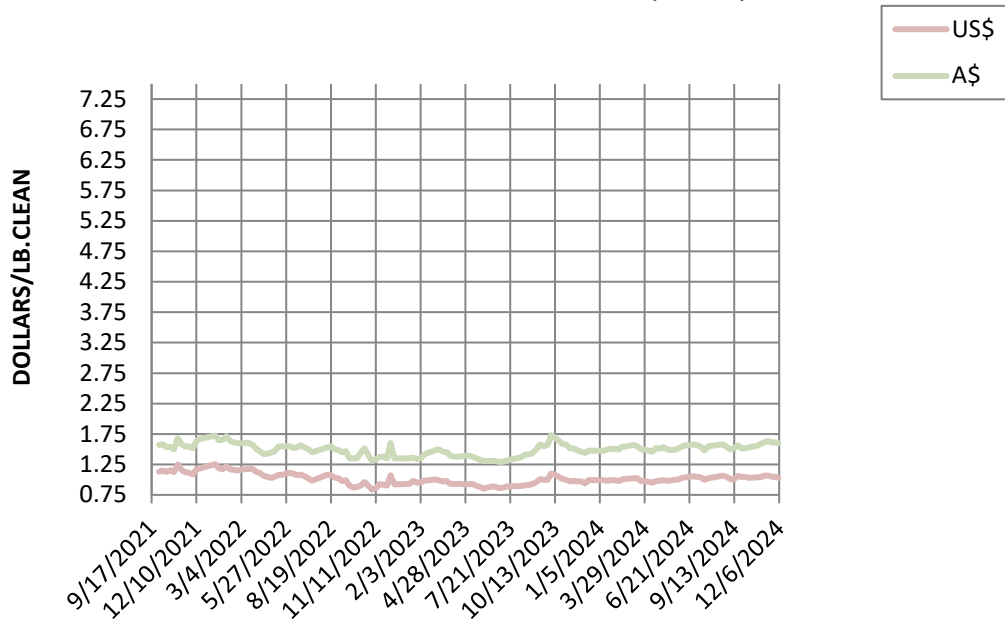
28 MICRON MARKET INDICATOR

A\$ vs US\$



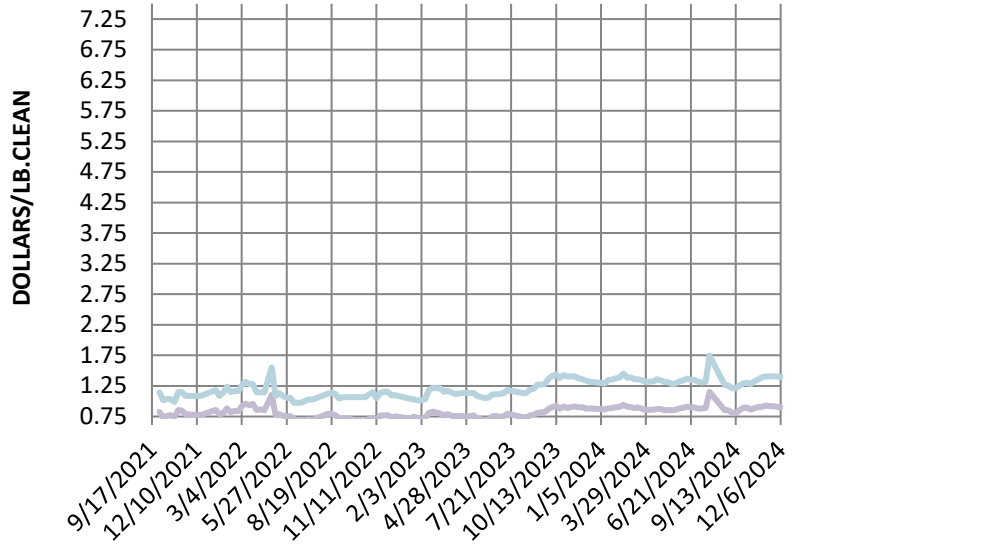
30 MICRON MARKET INDICATOR

A\$ vs US\$



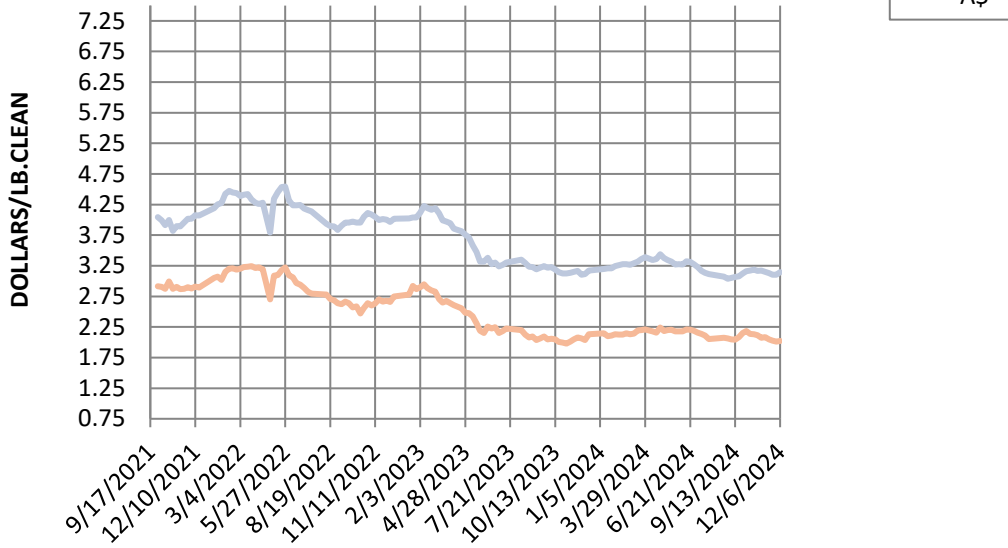
32 MICRON MARKET INDICATOR

A\$ vs US\$

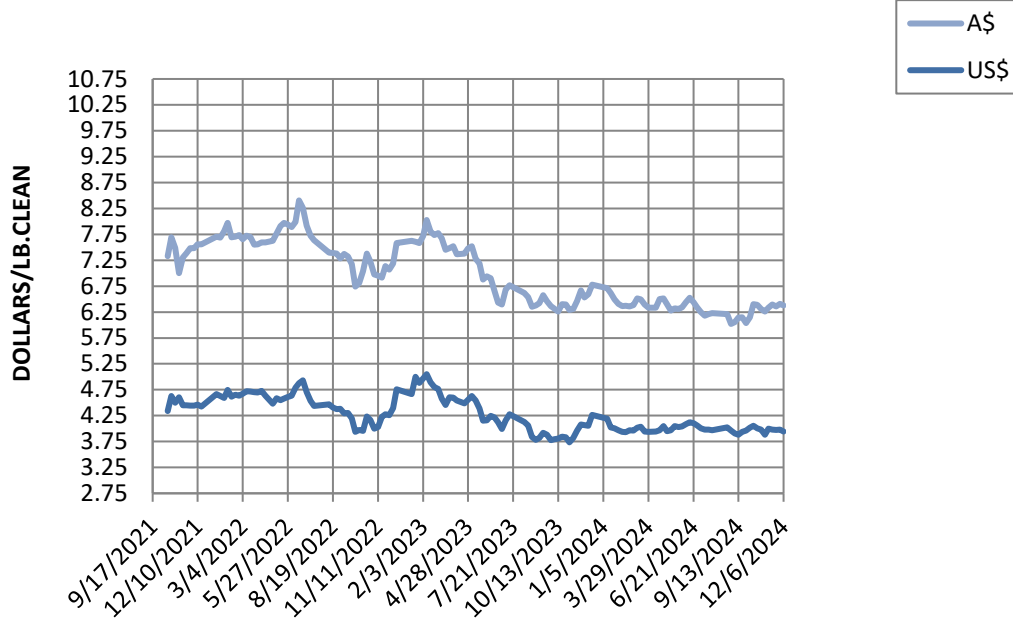


MC MICRON MARKET INDICATOR

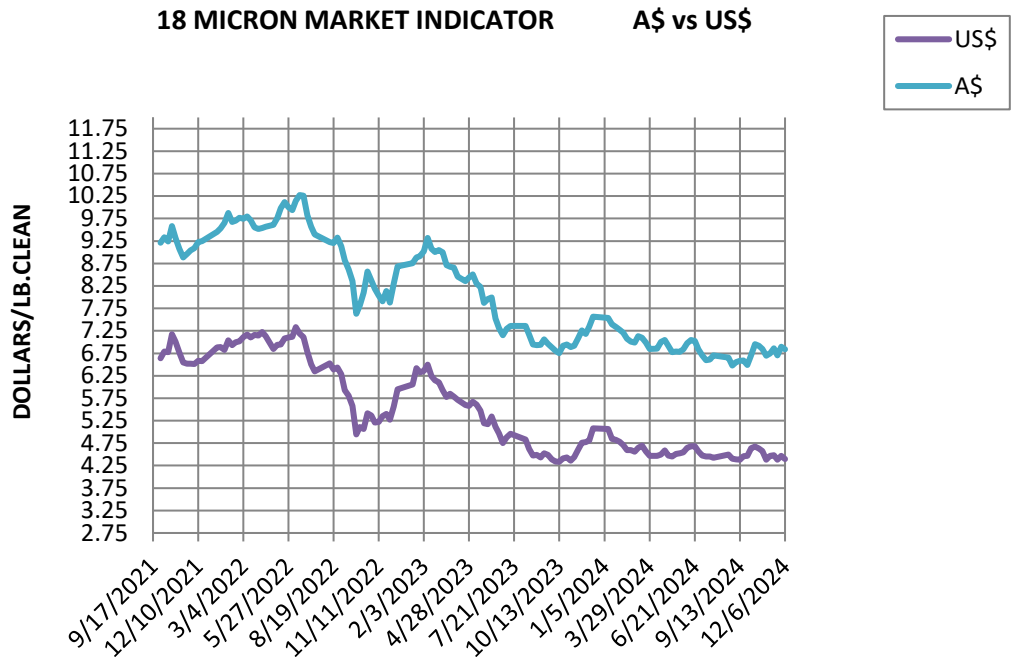
A\$ vs US\$



19 MICRON MARKET INDICATOR A\$ vs US\$



18 MICRON MARKET INDICATOR A\$ vs US\$



17 MICRON MARKET INDICATOR

A\$ vs US\$

