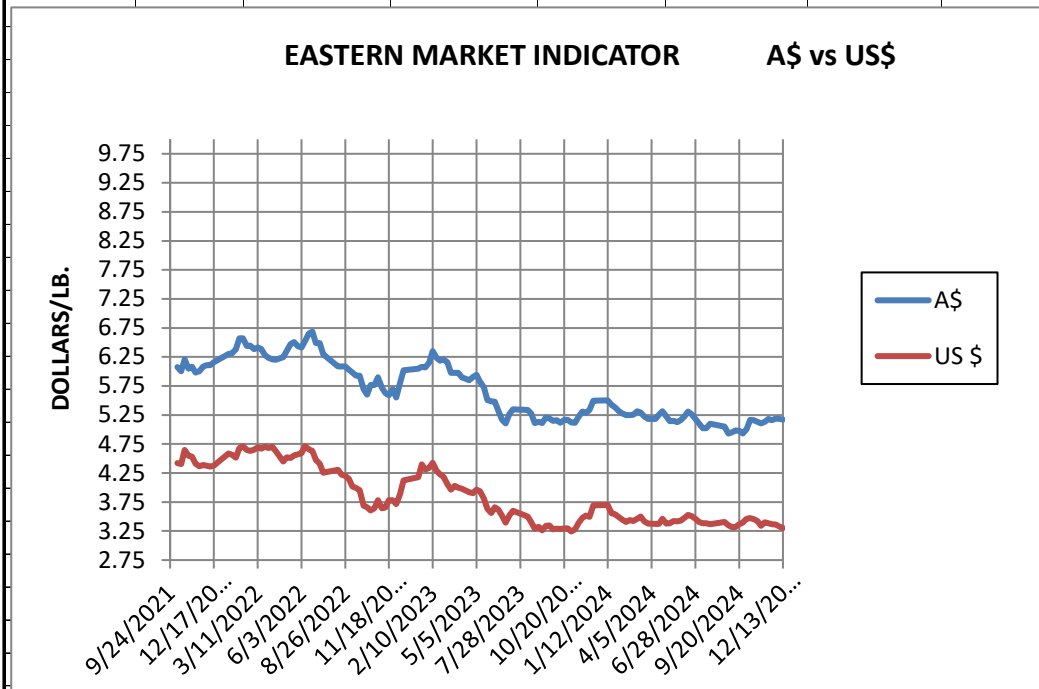


WEEK ENDING  
DECEMBER 13, 2024

<b>ASI Conversion Table -- AWEX Prices to USD Per Pound</b>							
<b>MARKET INDICATOR CHANGE</b>		<b>US \$/LB.</b>		<b>Clean on floor</b>			
<b>CATEGORY</b>		<b>12/13/2024</b>		<b>12/6/2024</b>		<b>Change</b>	
		<b>A\$</b>	<b>US\$</b>	<b>A\$</b>	<b>US\$</b>	<b>A\$</b>	<b>US\$</b>
EASTERN MI		\$ 5.17	\$ 3.30	\$ 5.18	\$ 3.33	-0.01	-0.03
Micron							
	17	\$ 7.63	\$ 4.87	\$ 7.70	\$ 4.95	-0.07	-0.08
	18	\$ 6.81	\$ 4.35	\$ 6.84	\$ 4.40	-0.03	-0.05
	19	\$ 6.41	\$ 4.09	\$ 6.38	\$ 4.10	0.03	-0.01
	20	\$ 6.13	\$ 3.91	\$ 6.13	\$ 3.94	0.00	-0.03
	21	\$ 6.05	\$ 3.86	\$ 6.03	\$ 3.88	0.02	-0.01
	22	\$ 5.92	\$ 3.78	\$ 5.93	\$ 3.81	-0.01	-0.03
	23	\$ 5.79	\$ 3.70	\$ 5.79	\$ 3.72	0.00	-0.03
	24	\$ 4.93	\$ 3.14	\$ 4.93	\$ 3.17	0.00	-0.02
	25	\$ 3.17	\$ 2.02	\$ 3.14	\$ 2.02	0.03	0.00
	26	\$ 2.52	\$ 1.61	\$ 2.54	\$ 1.63	-0.01	-0.02
	28	\$ 1.80	\$ 1.15	\$ 1.78	\$ 1.15	0.01	0.00
	30	\$ 1.61	\$ 1.03	\$ 1.60	\$ 1.03	0.01	0.00
	32	\$ 1.40	\$ 0.89	\$ 1.39	\$ 0.90	0.01	0.00
	MC	\$ 3.17	\$ 2.02	\$ 3.15	\$ 2.02	0.03	0.00
<b>CURRENCY (US \$/A \$)</b>			\$ 0.6383		\$ 0.6428		-0.0045



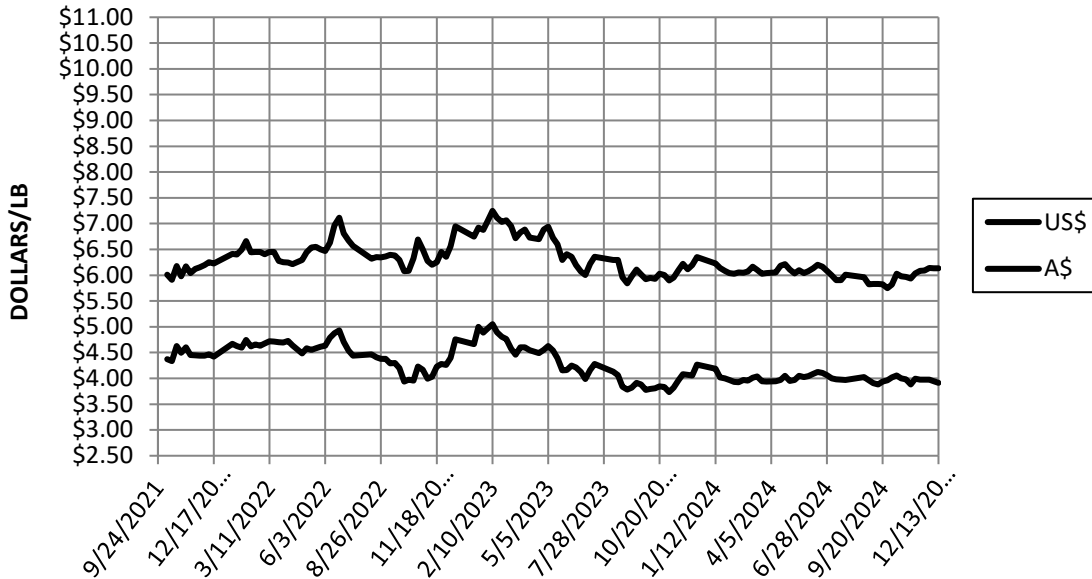
Information source: Wooltrak, Australian Wool Exchange, Weekly Market Review

WEEK ENDING  
DECEMBER 13, 2024

**MARKET INDICATOR CHANGES** US \$/LB. Clean on floor

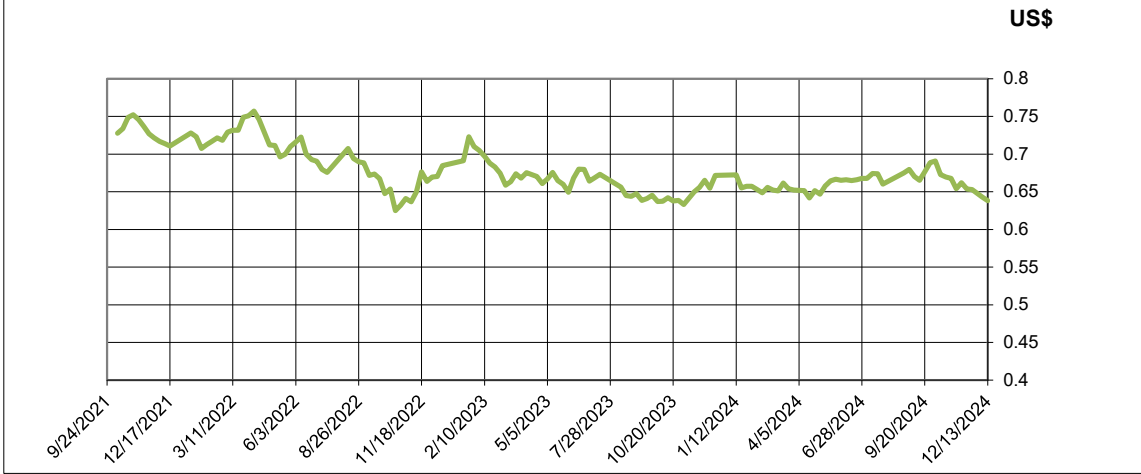
CATEGORY	12/13/2024		12/6/2024		Change	
	A\$	US\$	A\$	US\$	A\$	US\$
EASTERN MI	\$ 5.17	\$ 3.30	\$ 5.18	\$ 3.33	-0.01	-0.03
Micron						
17	\$ 7.63	\$ 4.87	\$ 7.70	\$ 4.95	-0.07	-0.08
18	\$ 6.81	\$ 4.35	\$ 6.84	\$ 4.40	-0.03	-0.05
19	\$ 6.41	\$ 4.09	\$ 6.38	\$ 4.10	0.03	-0.01
20	\$ 6.13	\$ 3.91	\$ 6.13	\$ 3.94	0.00	-0.03
21	\$ 6.05	\$ 3.86	\$ 6.03	\$ 3.88	0.02	-0.01
22	\$ 5.92	\$ 3.78	\$ 5.93	\$ 3.81	-0.01	-0.03
23	\$ 5.79	\$ 3.70	\$ 5.79	\$ 3.72	0.00	-0.03
24	\$ 4.93	\$ 3.14	\$ 4.93	\$ 3.17	0.00	-0.02
25	\$ 3.17	\$ 2.02	\$ 3.14	\$ 2.02	0.03	0.00
26	\$ 2.52	\$ 1.61	\$ 2.54	\$ 1.63	-0.01	-0.02
28	\$ 1.80	\$ 1.15	\$ 1.78	\$ 1.15	0.01	0.00
30	\$ 1.61	\$ 1.03	\$ 1.60	\$ 1.03	0.01	0.00
32	\$ 1.40	\$ 0.89	\$ 1.39	\$ 0.90	0.01	0.00
MC	\$ 3.17	\$ 2.02	\$ 3.15	\$ 2.02	0.03	0.00
CURRENCY (US \$/A \$)		\$ 0.6383		\$ 0.6428		-0.0045

**20 MICRON MARKET INDICATOR**

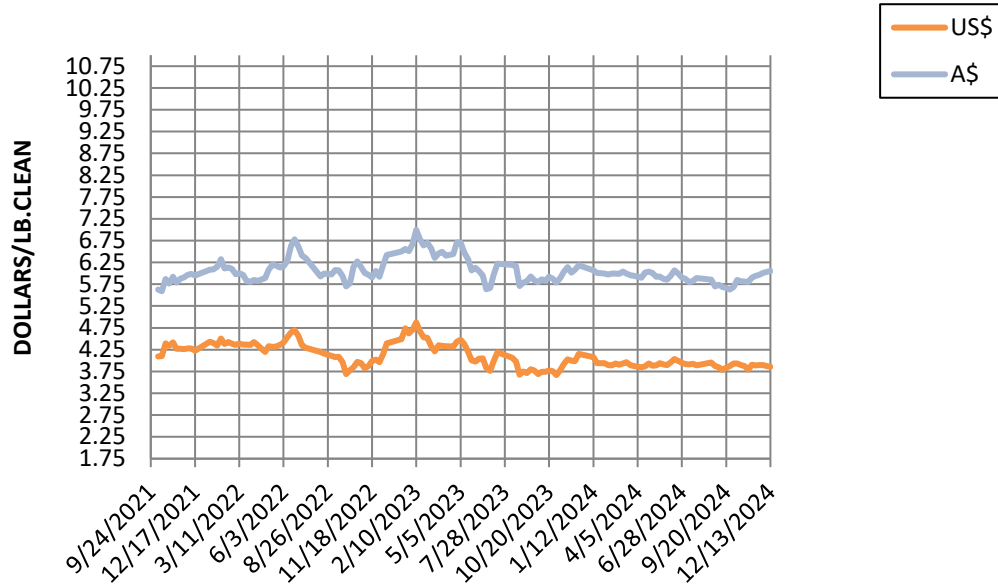


Information source: Wooltrak, Australian Wool Exchange, Weekly Market Review

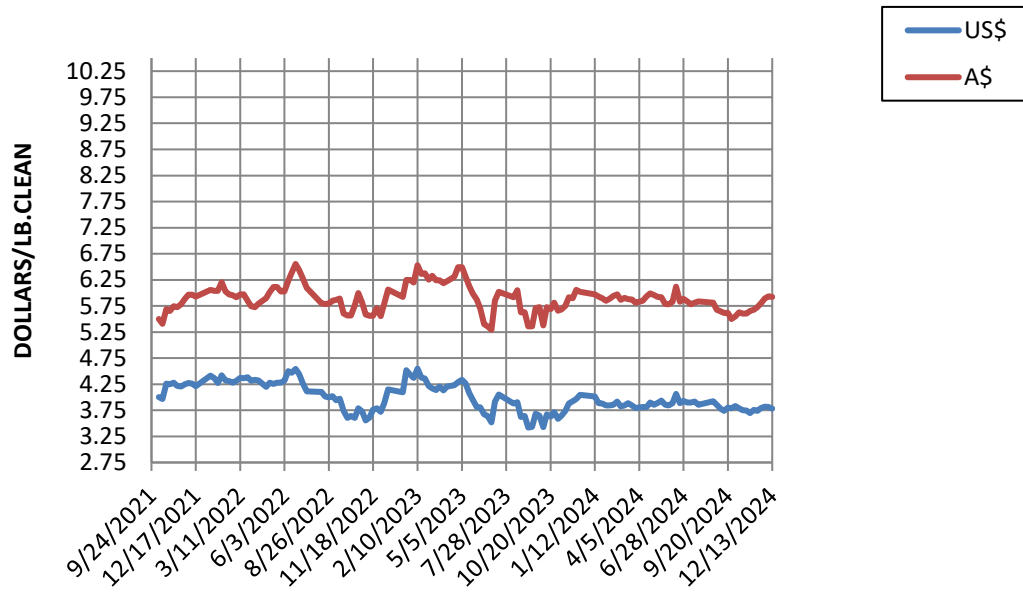
### CURRENCY RATE (US\$:A\$)



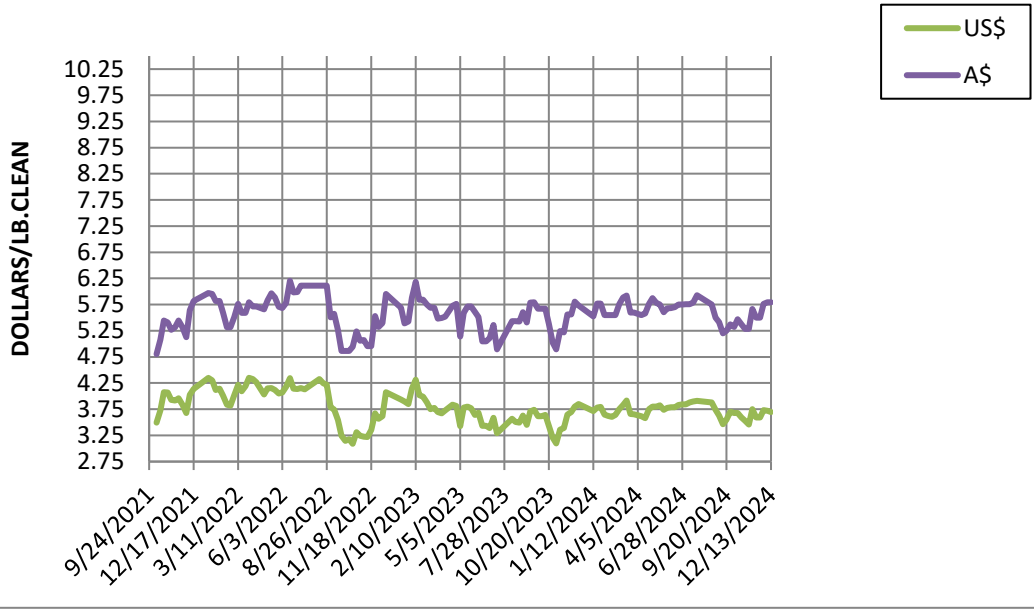
### 21 MICRON MARKET INDICATOR A\$ vs US\$



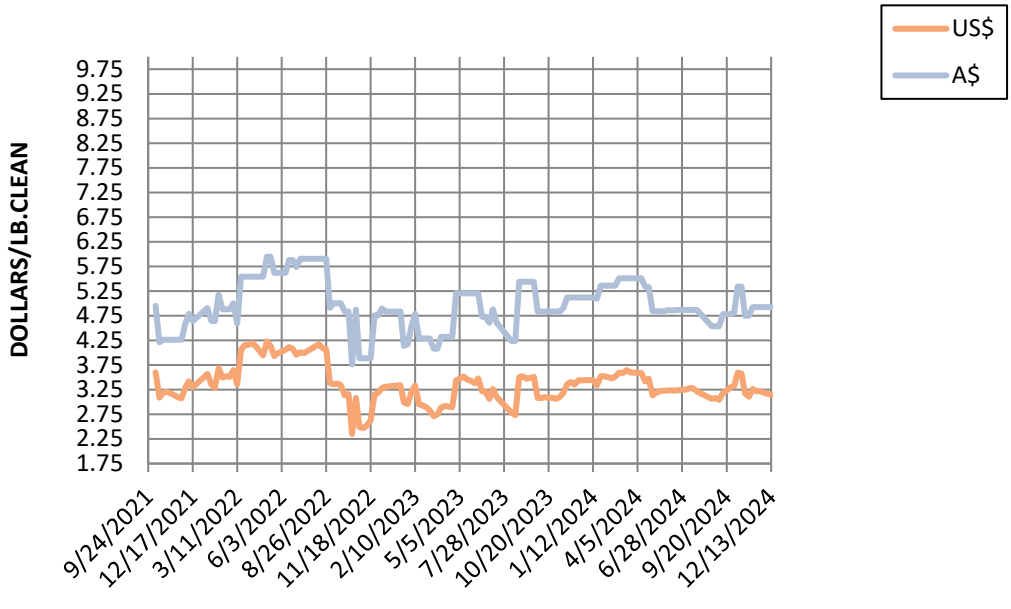
### 22 MICRON MARKET INDICATOR A\$ vs US\$



23 MICRON MARKET INDICATOR A\$ vs US\$

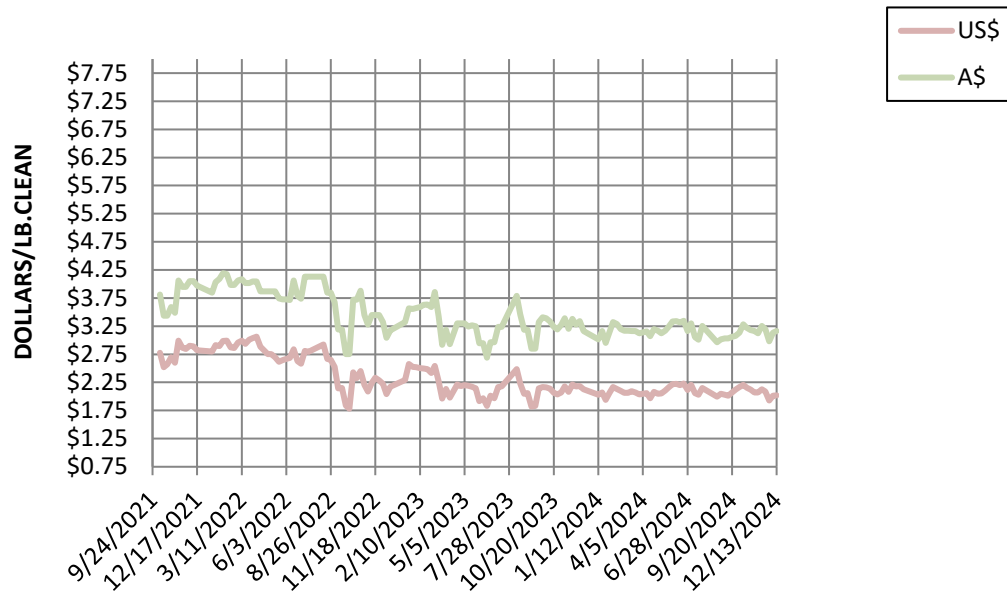


24 MICRON MARKET INDICATOR A\$ vs US\$



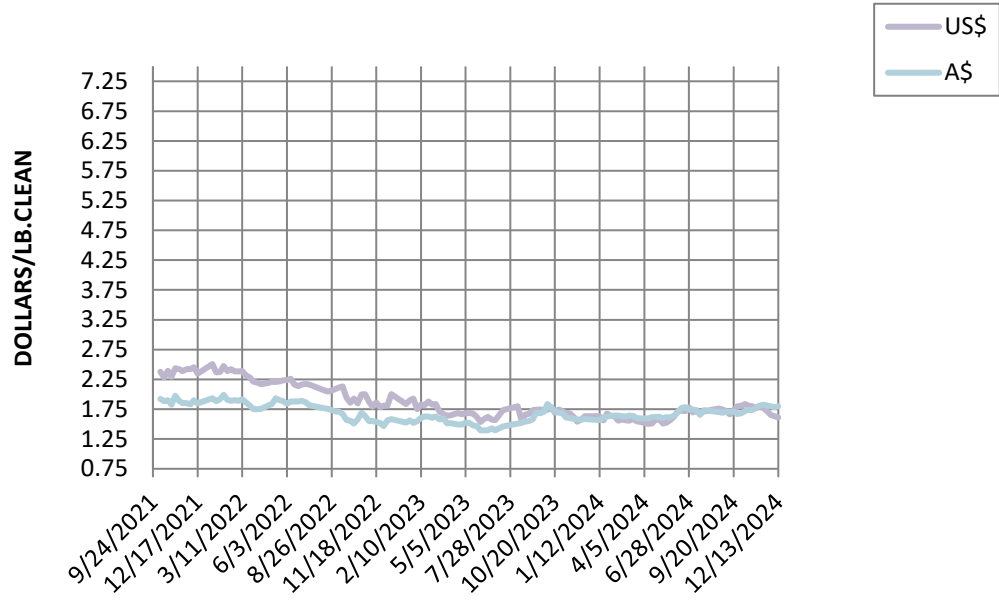
### 25 MICRON MARKET INDICATOR

A\$ vs US\$



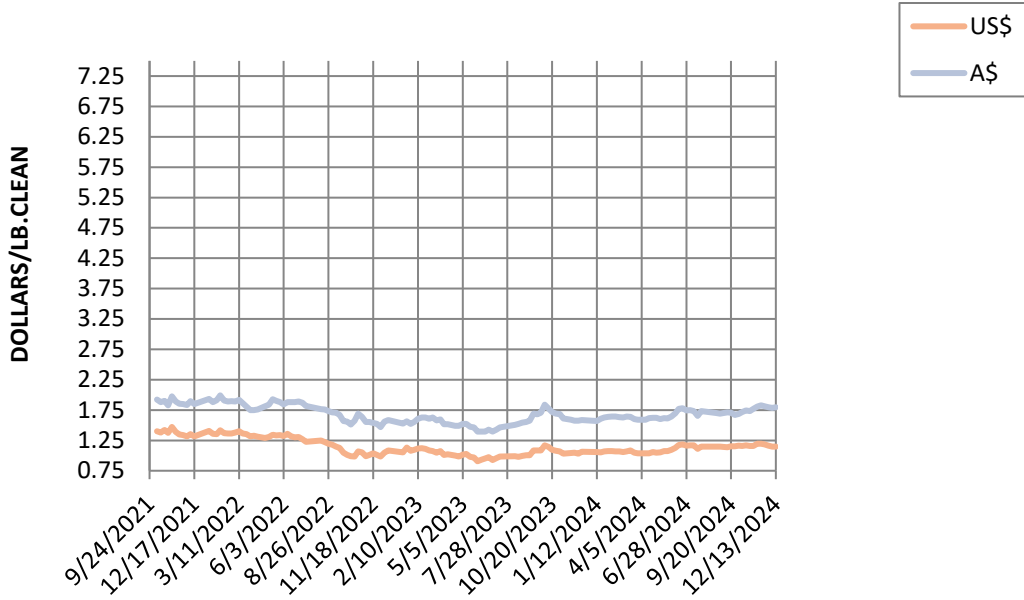
### 26 MICRON MARKET INDICATOR

A\$ vs US\$



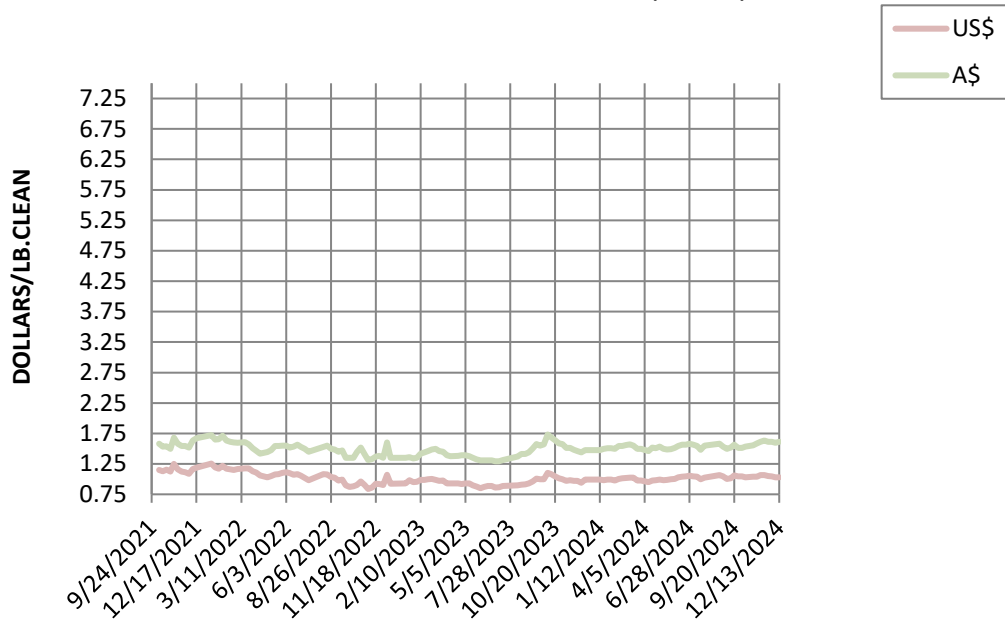
28 MICRON MARKET INDICATOR

A\$ vs US\$



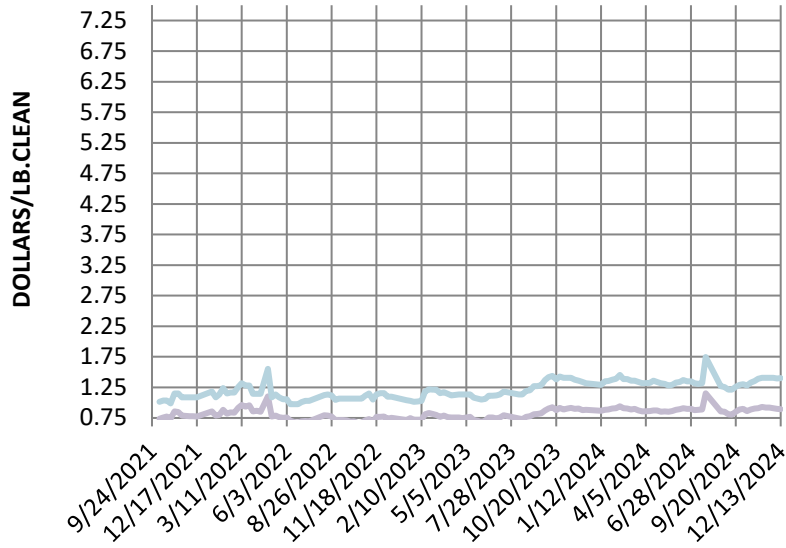
30 MICRON MARKET INDICATOR

A\$ vs US\$



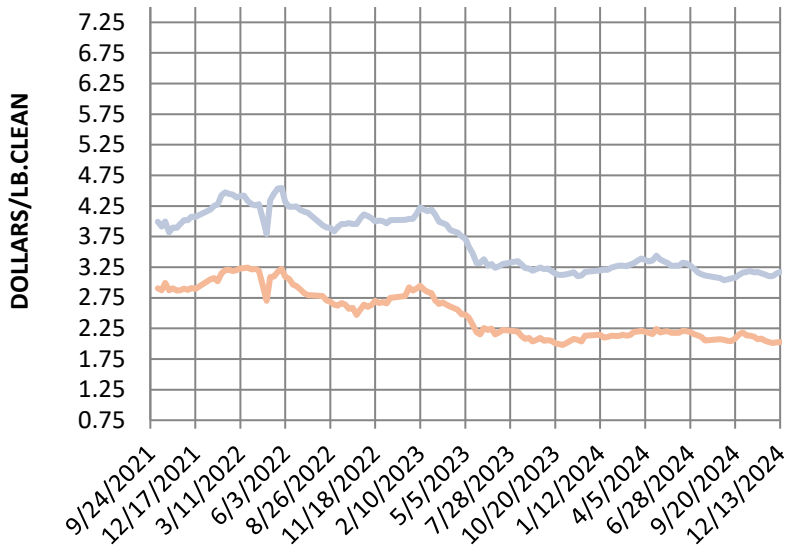
### 32 MICRON MARKET INDICATOR

A\$ vs US\$



### MC MICRON MARKET INDICATOR

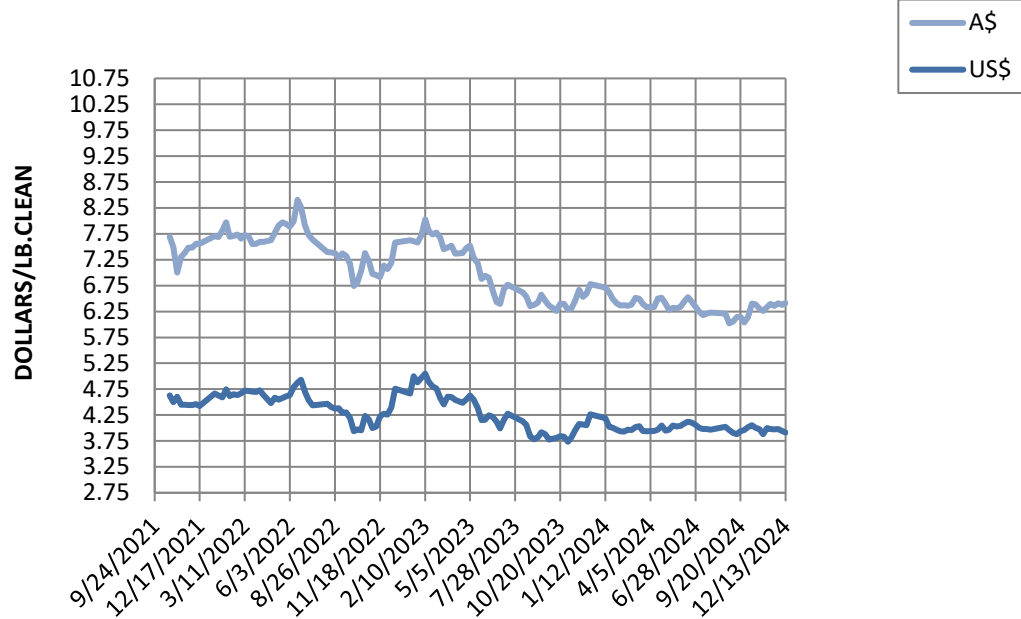
A\$ vs US\$





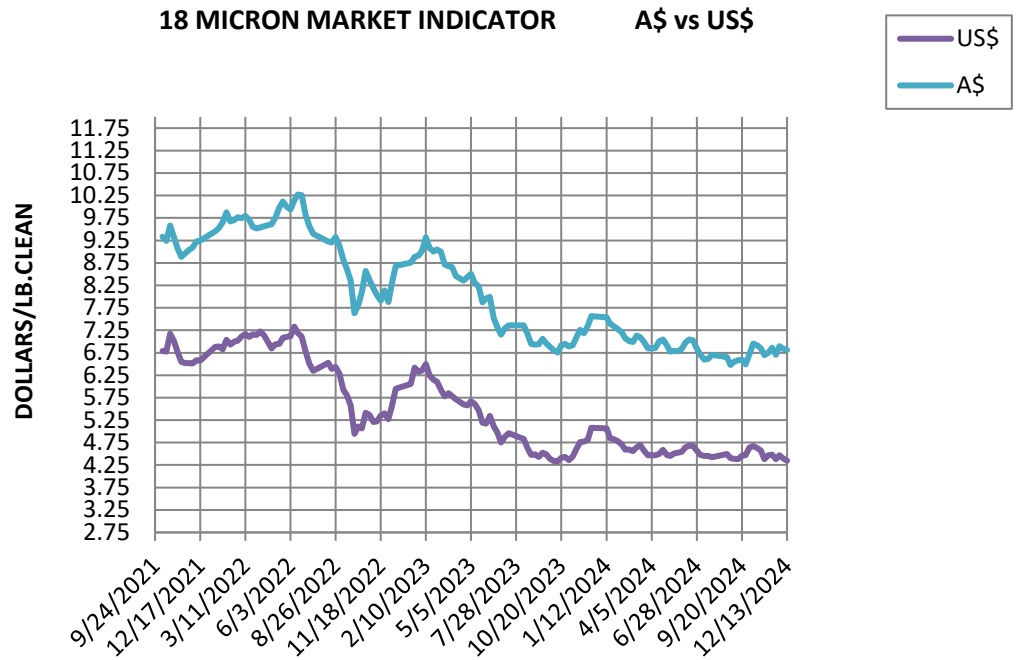
19 MICRON MARKET INDICATOR

A\$ vs US\$



18 MICRON MARKET INDICATOR

A\$ vs US\$



17 MICRON MARKET INDICATOR

A\$ vs US\$

