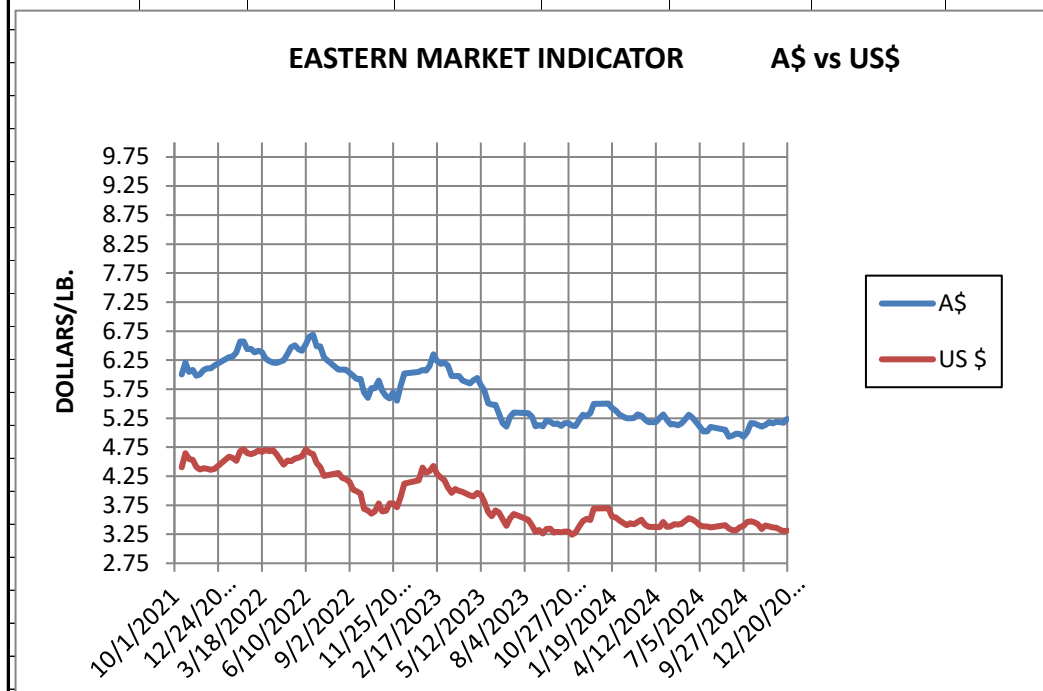


WEEK ENDING
DECEMBER 20, 2024

ASI Conversion Table -- AWEX Prices to USD Per Pound							
MARKET INDICATOR CHANGE		US \$/LB.		Clean on floor			
CATEGORY		12/20/2024		12/13/2024		Change	
		A\$	US\$	A\$	US\$	A\$	US\$
EASTERN MI		\$ 5.23	\$ 3.31	\$ 5.17	\$ 3.30	0.06	0.01
Micron							
	17	\$ 7.71	\$ 4.88	\$ 7.63	\$ 4.87	0.08	0.01
	18	\$ 6.95	\$ 4.40	\$ 6.81	\$ 4.35	0.14	0.05
	19	\$ 6.50	\$ 4.11	\$ 6.41	\$ 4.09	0.08	0.02
	20	\$ 6.27	\$ 3.97	\$ 6.13	\$ 3.91	0.14	0.05
	21	\$ 6.15	\$ 3.89	\$ 6.05	\$ 3.86	0.10	0.03
	22	\$ 6.04	\$ 3.82	\$ 5.92	\$ 3.78	0.12	0.04
	23	\$ 5.86	\$ 3.71	\$ 5.79	\$ 3.70	0.06	0.01
	24	\$ 4.93	\$ 3.12	\$ 4.93	\$ 3.14	0.00	-0.03
	25	\$ 3.08	\$ 1.95	\$ 3.17	\$ 2.02	-0.09	-0.07
	26	\$ 2.52	\$ 1.59	\$ 2.52	\$ 1.61	0.00	-0.02
	28	\$ 1.78	\$ 1.13	\$ 1.80	\$ 1.15	-0.02	-0.02
	30	\$ 1.56	\$ 0.99	\$ 1.61	\$ 1.03	-0.05	-0.04
	32	\$ 1.40	\$ 0.88	\$ 1.40	\$ 0.89	0.00	-0.01
	MC	\$ 3.19	\$ 2.02	\$ 3.17	\$ 2.02	0.02	-0.01
CURRENCY (US \$/A \$)			\$ 0.6328		\$ 0.6383		-0.0055



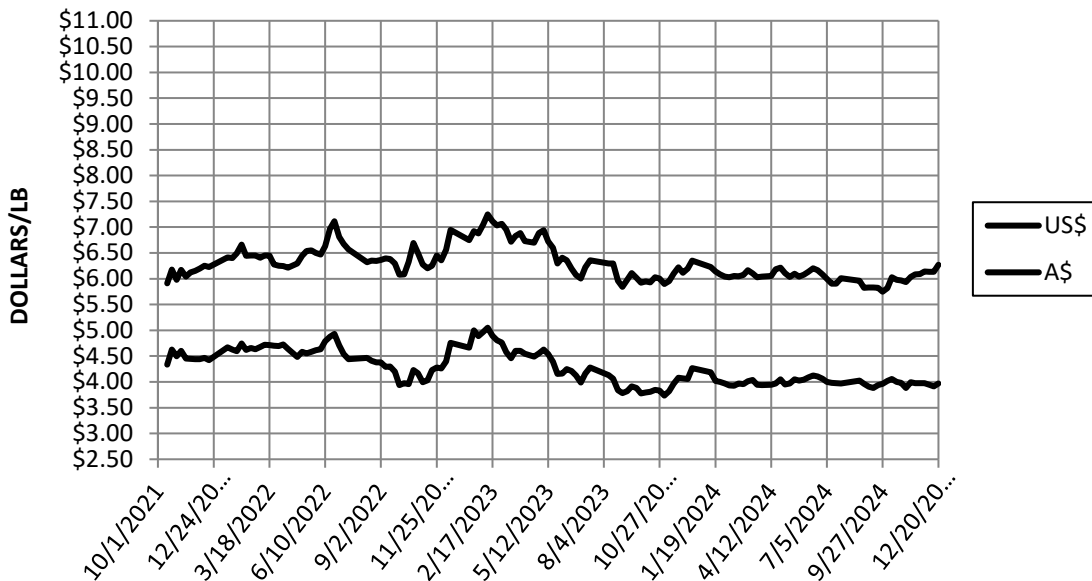
Information source: Wooltrak, Australian Wool Exchange, Weekly Market Review

WEEK ENDING
DECEMBER 20, 2024

MARKET INDICATOR CHANGES US \$/LB. Clean on floor

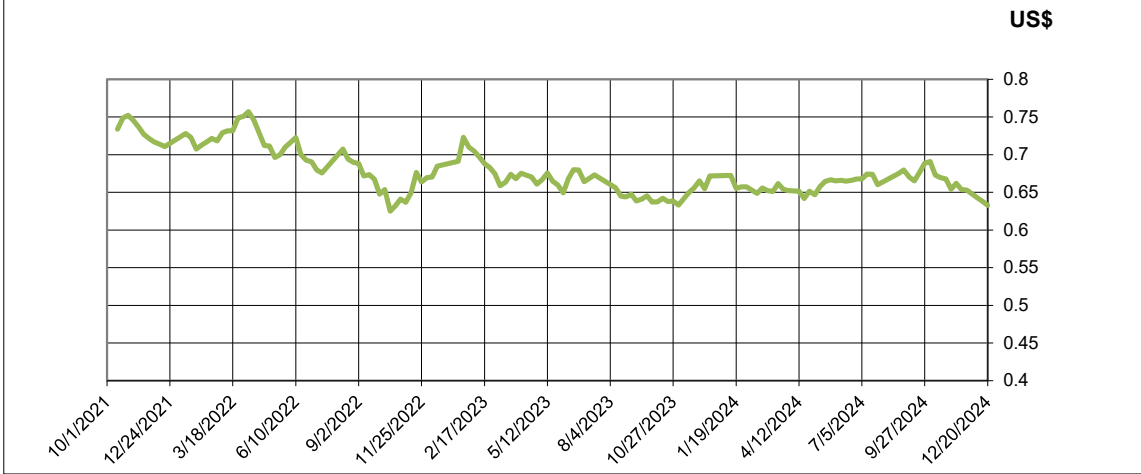
CATEGORY	12/20/2024		12/13/2024		Change	
	A\$	US\$	A\$	US\$	A\$	US\$
EASTERN MI	\$ 5.23	\$ 3.31	\$ 5.17	\$ 3.30	0.06	0.01
Micron						
17	\$ 7.71	\$ 4.88	\$ 7.63	\$ 4.87	0.08	0.01
18	\$ 6.95	\$ 4.40	\$ 6.81	\$ 4.35	0.14	0.05
19	\$ 6.50	\$ 4.11	\$ 6.41	\$ 4.09	0.08	0.02
20	\$ 6.27	\$ 3.97	\$ 6.13	\$ 3.91	0.14	0.05
21	\$ 6.15	\$ 3.89	\$ 6.05	\$ 3.86	0.10	0.03
22	\$ 6.04	\$ 3.82	\$ 5.92	\$ 3.78	0.12	0.04
23	\$ 5.86	\$ 3.71	\$ 5.79	\$ 3.70	0.06	0.01
24	\$ 4.93	\$ 3.12	\$ 4.93	\$ 3.14	0.00	-0.03
25	\$ 3.08	\$ 1.95	\$ 3.17	\$ 2.02	-0.09	-0.07
26	\$ 2.52	\$ 1.59	\$ 2.52	\$ 1.61	0.00	-0.02
28	\$ 1.78	\$ 1.13	\$ 1.80	\$ 1.15	-0.02	-0.02
30	\$ 1.56	\$ 0.99	\$ 1.61	\$ 1.03	-0.05	-0.04
32	\$ 1.40	\$ 0.88	\$ 1.40	\$ 0.89	0.00	-0.01
MC	\$ 3.19	\$ 2.02	\$ 3.17	\$ 2.02	0.02	-0.01
CURRENCY (US \$/A \$)		\$ 0.6328		\$ 0.6383		-0.0055

20 MICRON MARKET INDICATOR

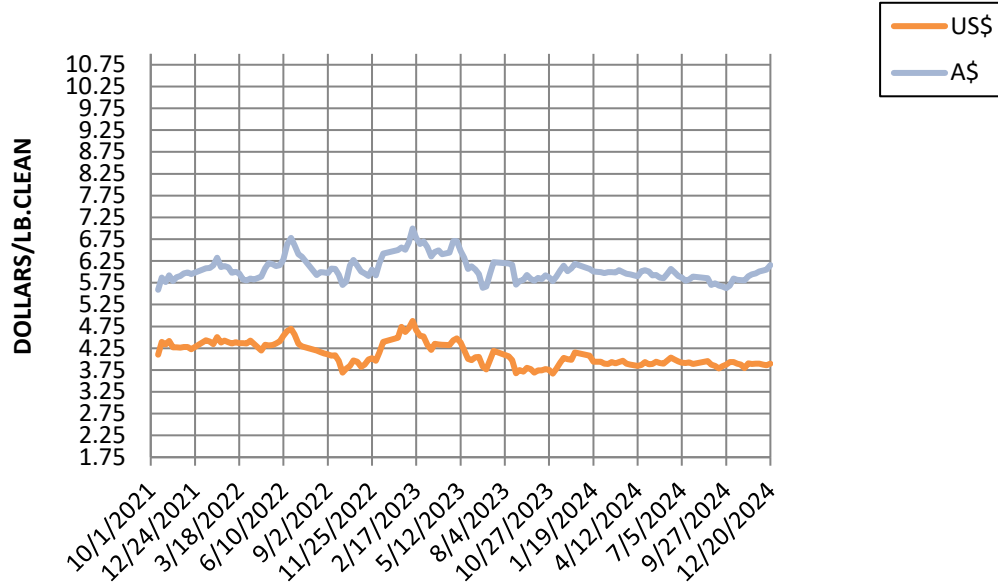


Information source: Wooltrak, Australian Wool Exchange, Weekly Market Review

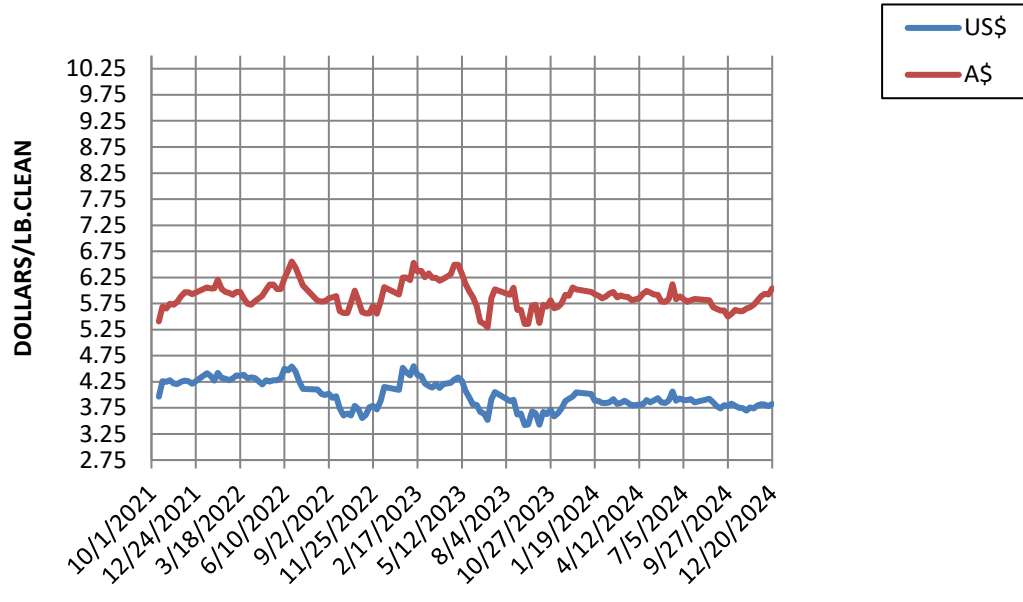
CURRENCY RATE (US\$:A\$)



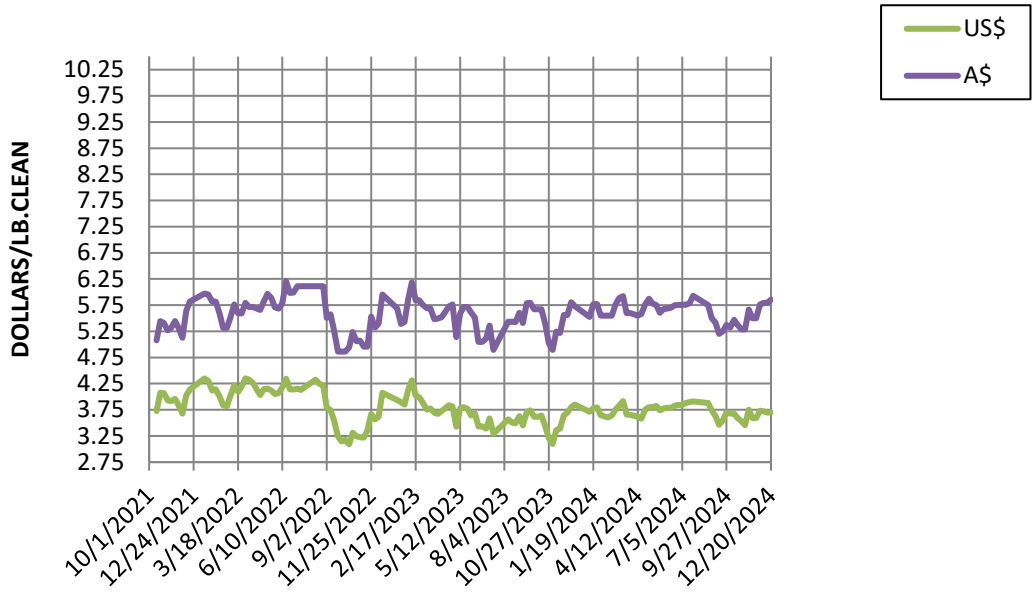
21 MICRON MARKET INDICATOR A\$ vs US\$



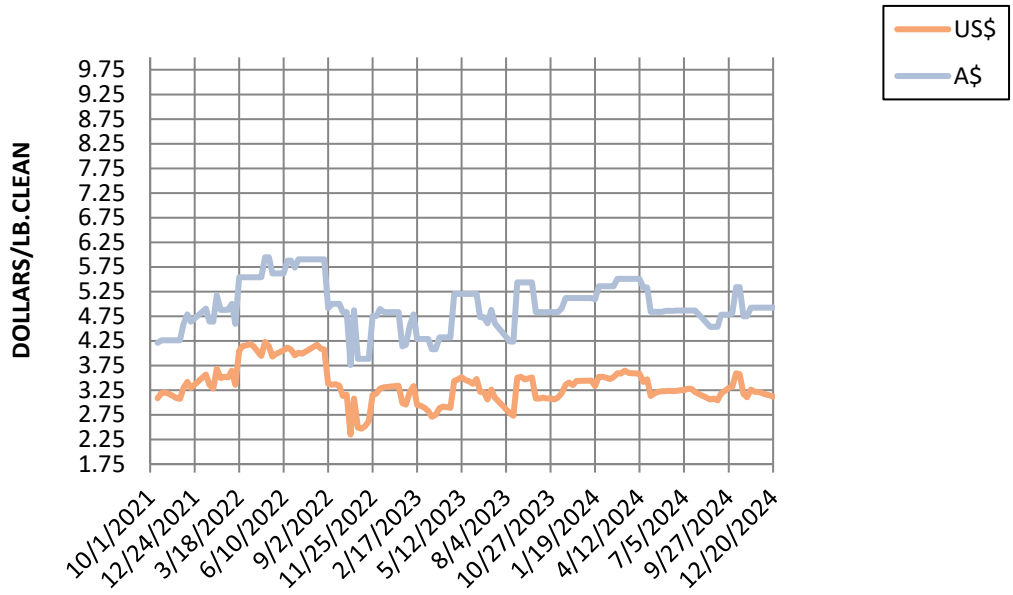
22 MICRON MARKET INDICATOR A\$ vs US\$



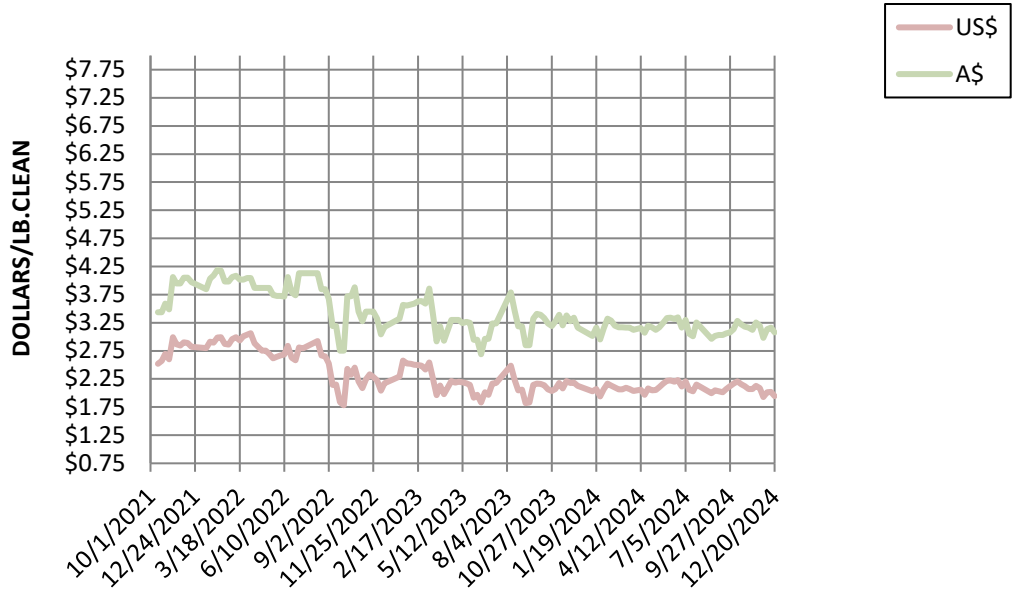
23 MICRON MARKET INDICATOR A\$ vs US\$



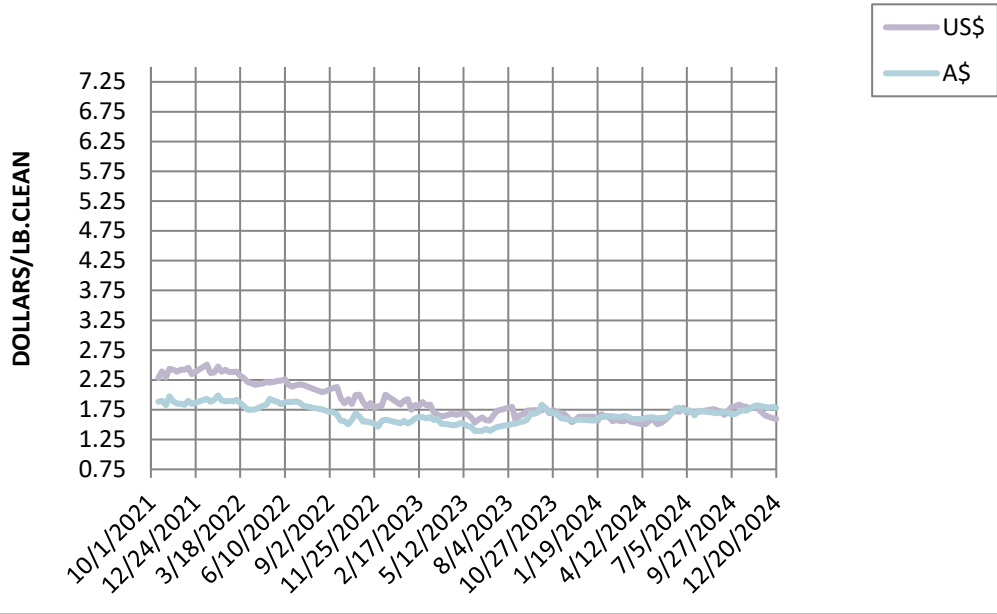
24 MICRON MARKET INDICATOR A\$ vs US\$



25 MICRON MARKET INDICATOR A\$ vs US\$

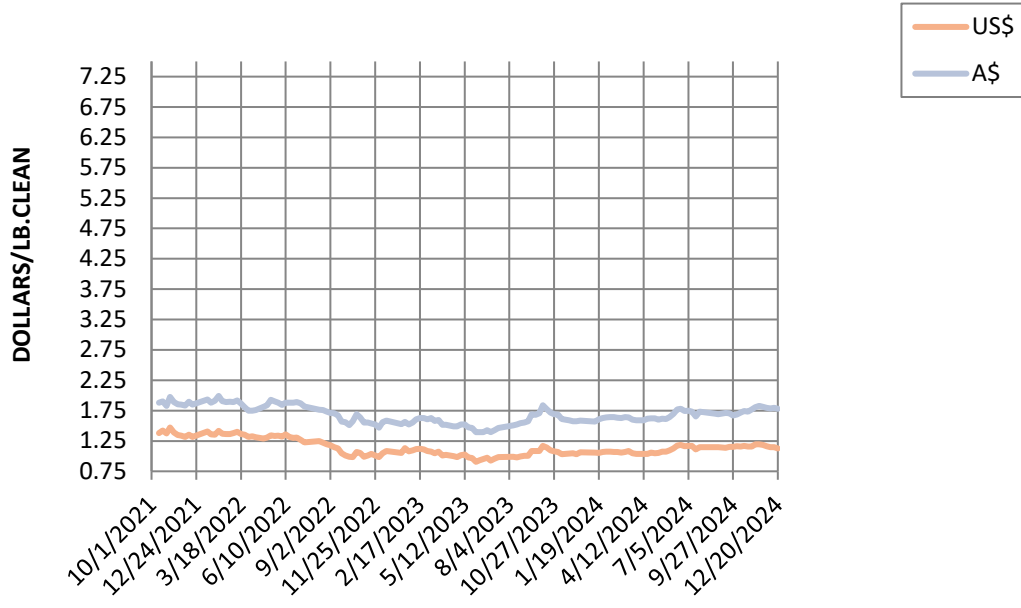


26 MICRON MARKET INDICATOR A\$ vs US\$



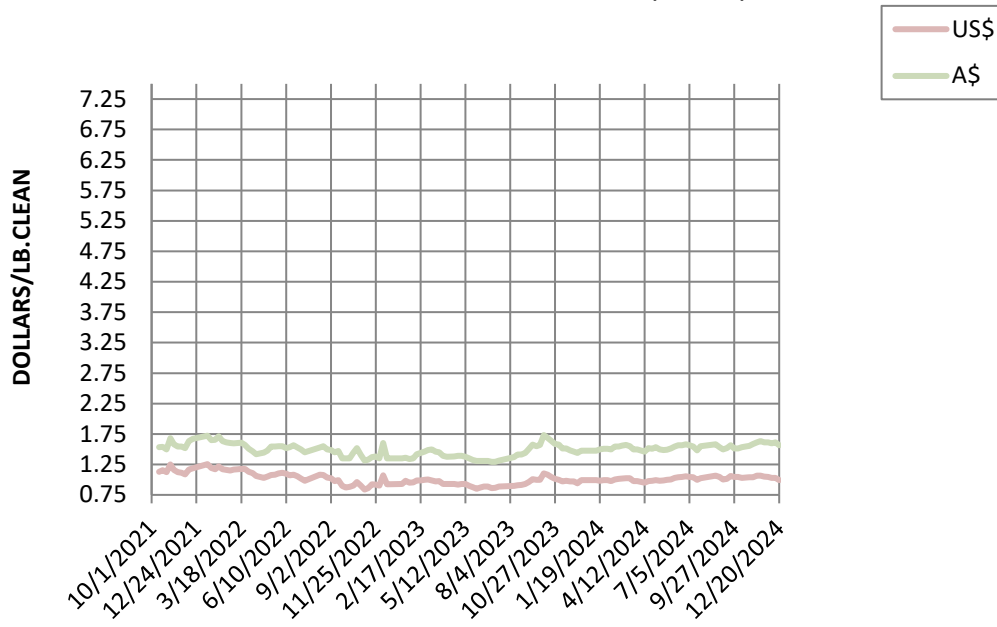
28 MICRON MARKET INDICATOR

A\$ vs US\$



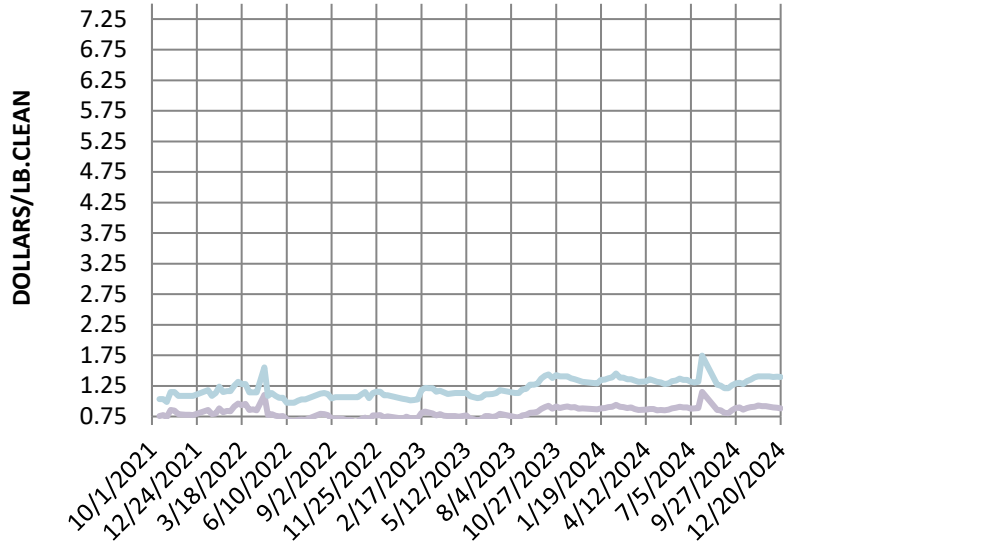
30 MICRON MARKET INDICATOR

A\$ vs US\$



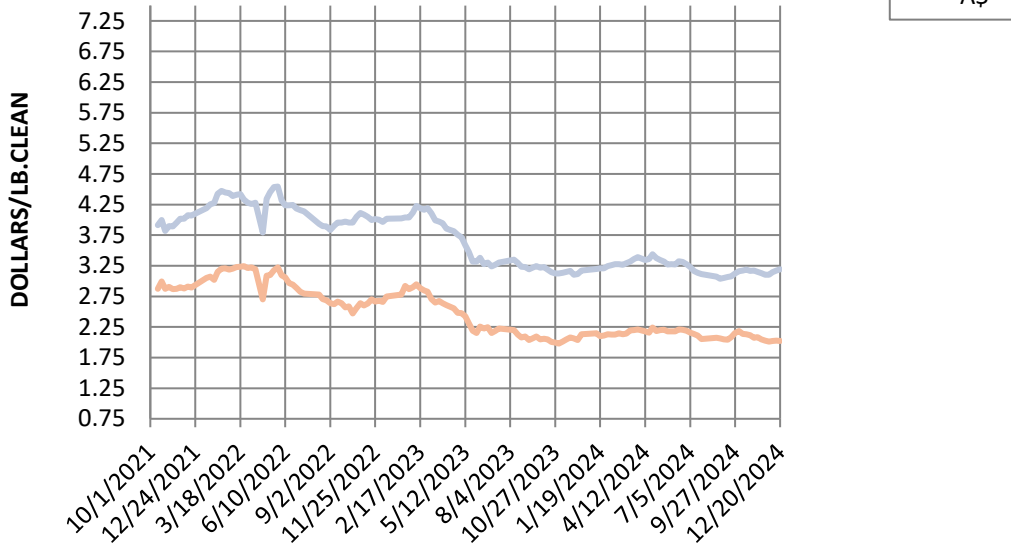
32 MICRON MARKET INDICATOR

A\$ vs US\$

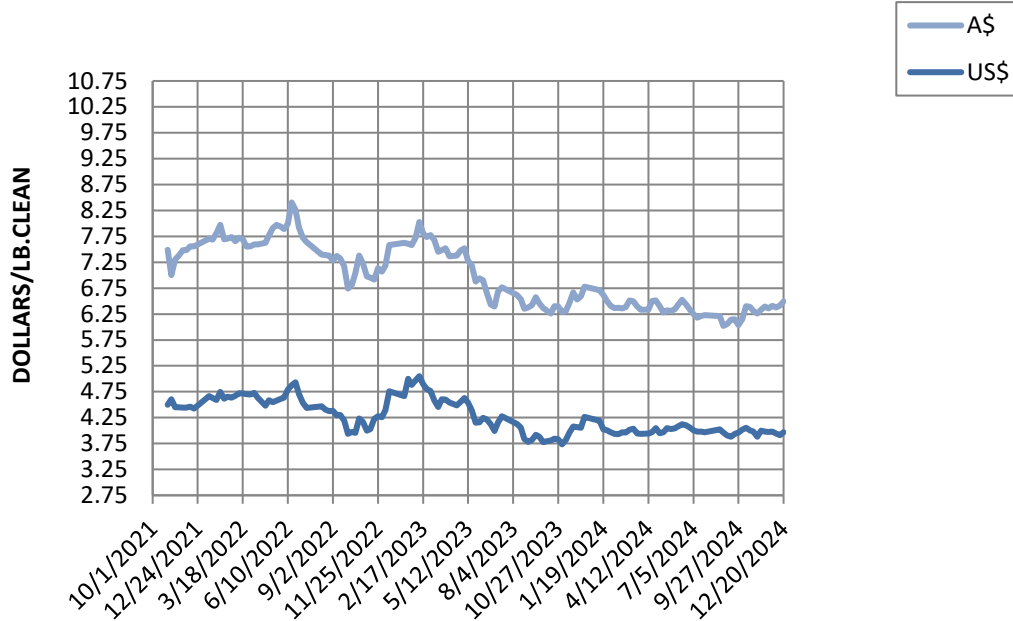


MC MICRON MARKET INDICATOR

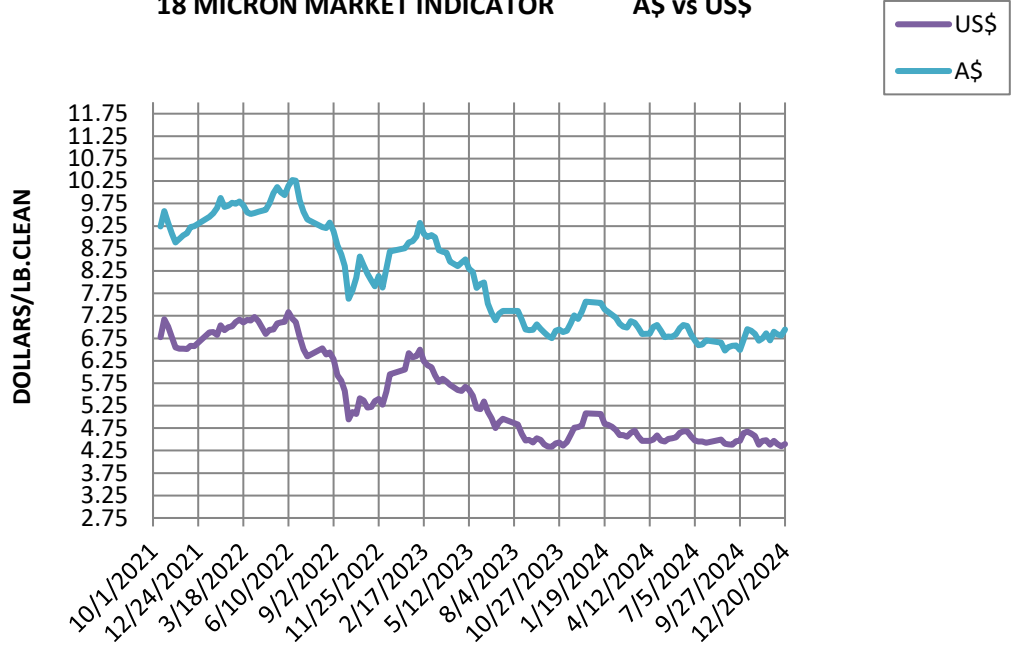
A\$ vs US\$



19 MICRON MARKET INDICATOR A\$ vs US\$



18 MICRON MARKET INDICATOR A\$ vs US\$



17 MICRON MARKET INDICATOR

A\$ vs US\$

