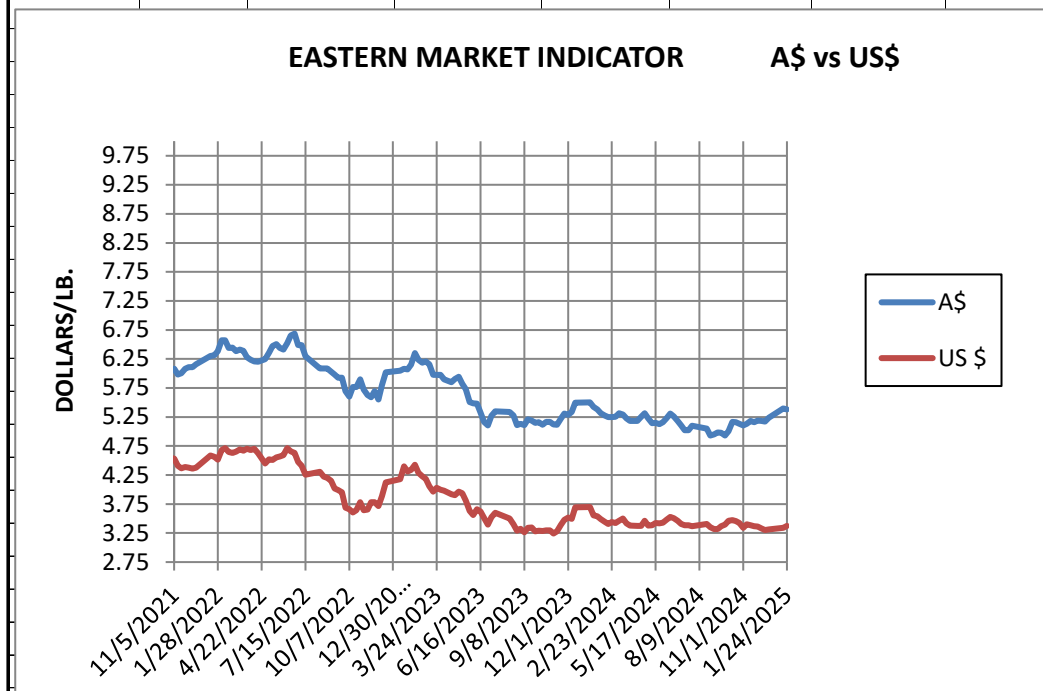


WEEK ENDING  
JANUARY 24, 2025

<b>ASI Conversion Chart -- AWEX Prices to USD Per Pound</b>							
<b>MARKET INDICATOR CHANGE</b>		<b>US \$/LB.</b>		<b>Clean on floor</b>			
<b>CATEGORY</b>		<b>1/24/2025</b>		<b>1/17/2025</b>		<b>Change</b>	
		<b>A\$</b>	<b>US\$</b>	<b>A\$</b>	<b>US\$</b>	<b>A\$</b>	<b>US\$</b>
<b>EASTERN MI</b>		\$ 5.38	\$ 3.37	\$ 5.40	\$ 3.34	-0.02	0.03
<b>Micron</b>							
17		\$ 7.79	\$ 4.88	\$ 7.82	\$ 4.84	-0.03	0.04
18		\$ 7.06	\$ 4.43	\$ 7.15	\$ 4.43	-0.09	0.00
19		\$ 6.62	\$ 4.15	\$ 6.72	\$ 4.16	-0.10	-0.01
20		\$ 6.43	\$ 4.03	\$ 6.46	\$ 4.00	-0.03	0.03
21		\$ 6.32	\$ 3.96	\$ 6.36	\$ 3.94	-0.04	0.02
22		\$ 6.29	\$ 3.94	\$ 6.26	\$ 3.87	0.03	0.07
23		\$ 6.11	\$ 3.83	\$ 6.11	\$ 3.78	0.00	0.05
24		\$ 4.93	\$ 3.09	\$ 4.93	\$ 3.05	0.00	0.04
25		\$ 3.10	\$ 1.94	\$ 3.15	\$ 1.95	-0.05	-0.01
26		\$ 2.59	\$ 1.62	\$ 2.60	\$ 1.61	-0.01	0.01
28		\$ 1.86	\$ 1.17	\$ 1.86	\$ 1.15	0.00	0.01
30		\$ 1.62	\$ 1.01	\$ 1.63	\$ 1.01	-0.01	0.00
32		\$ 1.47	\$ 0.92	\$ 1.45	\$ 0.90	0.02	0.03
<b>MC</b>		\$ 3.28	\$ 2.06	\$ 3.28	\$ 2.03	0.00	0.02
<b>CURRENCY (US \$/A \$)</b>			\$ 0.6267		\$ 0.6192		0.0075



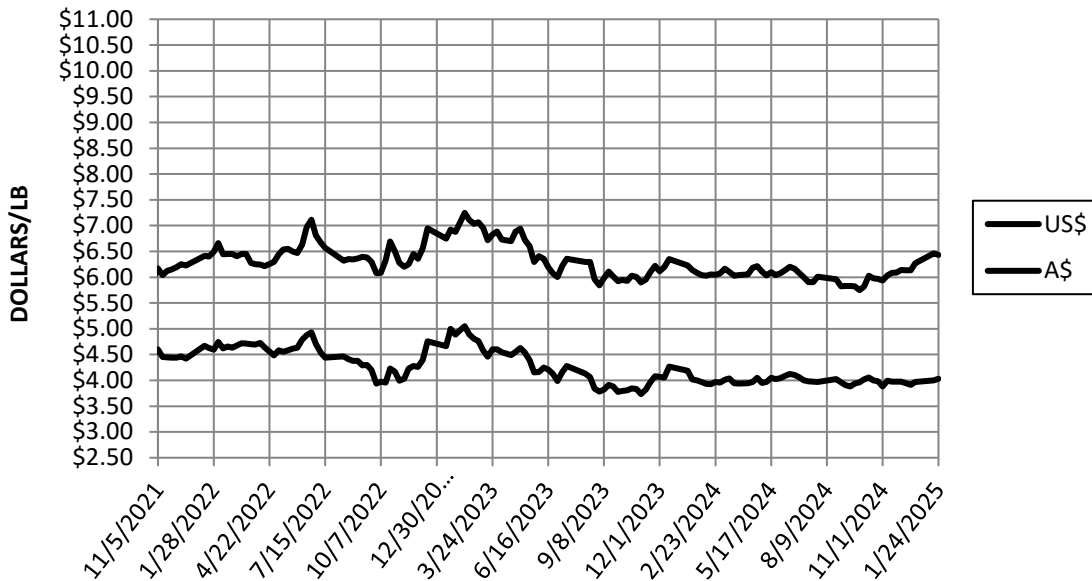
Information source: Wooltrak, Australian Wool Exchange, Weekly Market Review

WEEK ENDING  
JANUARY 24, 2025

**MARKET INDICATOR CHANGES** US \$/LB. Clean on floor

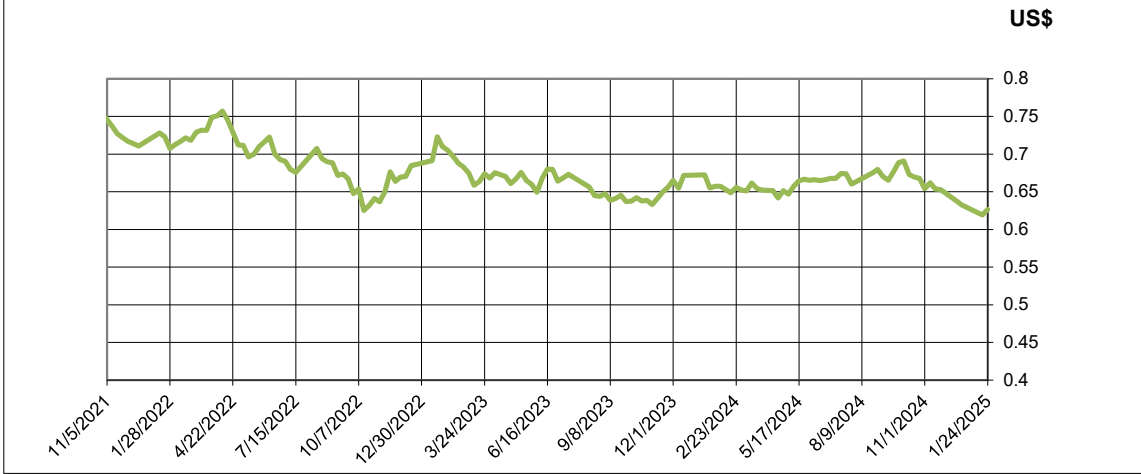
CATEGORY	1/24/2025		1/17/2025		Change	
	A\$	US\$	A\$	US\$	A\$	US\$
EASTERN MI	\$ 5.38	\$ 3.37	\$ 5.40	\$ 3.34	-0.02	0.03
Micron						
17	\$ 7.79	\$ 4.88	\$ 7.82	\$ 4.84	-0.03	0.04
18	\$ 7.06	\$ 4.43	\$ 7.15	\$ 4.43	-0.09	0.00
19	\$ 6.62	\$ 4.15	\$ 6.72	\$ 4.16	-0.10	-0.01
20	\$ 6.43	\$ 4.03	\$ 6.46	\$ 4.00	-0.03	0.03
21	\$ 6.32	\$ 3.96	\$ 6.36	\$ 3.94	-0.04	0.02
22	\$ 6.29	\$ 3.94	\$ 6.26	\$ 3.87	0.03	0.07
23	\$ 6.11	\$ 3.83	\$ 6.11	\$ 3.78	0.00	0.05
24	\$ 4.93	\$ 3.09	\$ 4.93	\$ 3.05	0.00	0.04
25	\$ 3.10	\$ 1.94	\$ 3.15	\$ 1.95	-0.05	-0.01
26	\$ 2.59	\$ 1.62	\$ 2.60	\$ 1.61	-0.01	0.01
28	\$ 1.86	\$ 1.17	\$ 1.86	\$ 1.15	0.00	0.01
30	\$ 1.62	\$ 1.01	\$ 1.63	\$ 1.01	-0.01	0.00
32	\$ 1.47	\$ 0.92	\$ 1.45	\$ 0.90	0.02	0.03
MC	\$ 3.28	\$ 2.06	\$ 3.28	\$ 2.03	0.00	0.02
CURRENCY (US \$/A \$)		\$ 0.6267		\$ 0.6192		0.0075

**20 MICRON MARKET INDICATOR**

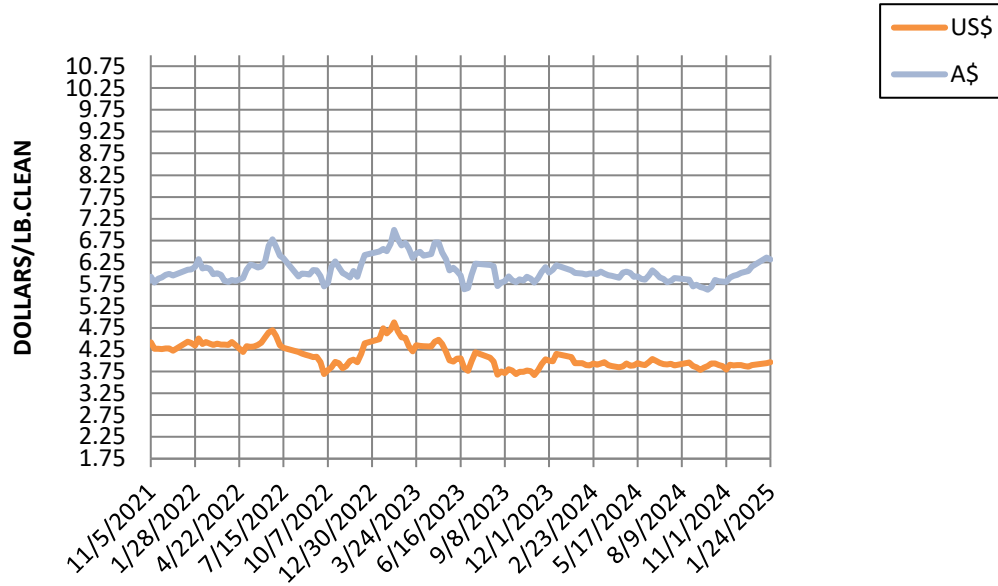


Information source: Wooltrak, Australian Wool Exchange, Weekly Market Review

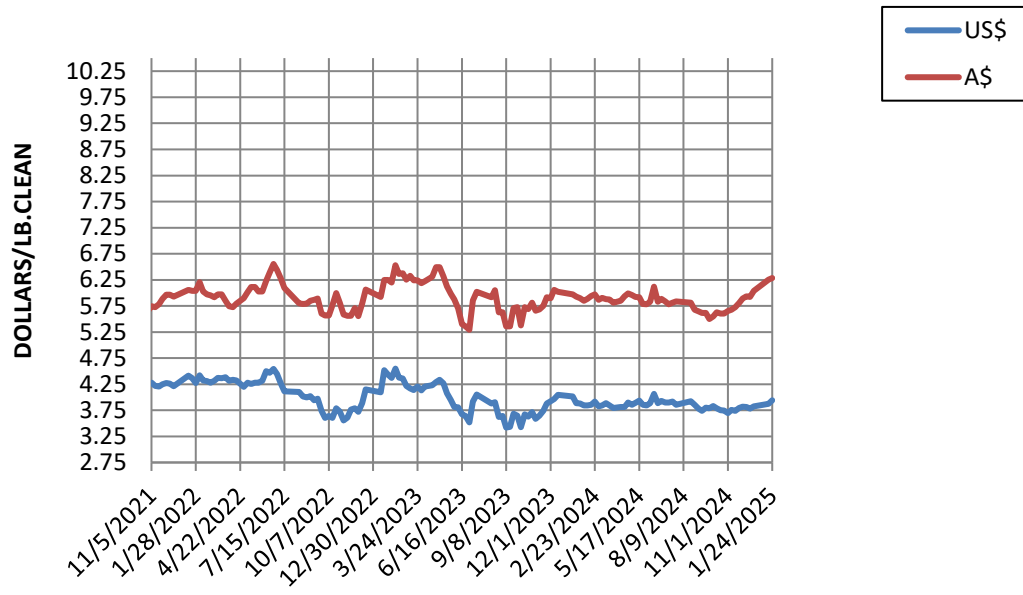
### CURRENCY RATE (US\$:A\$)



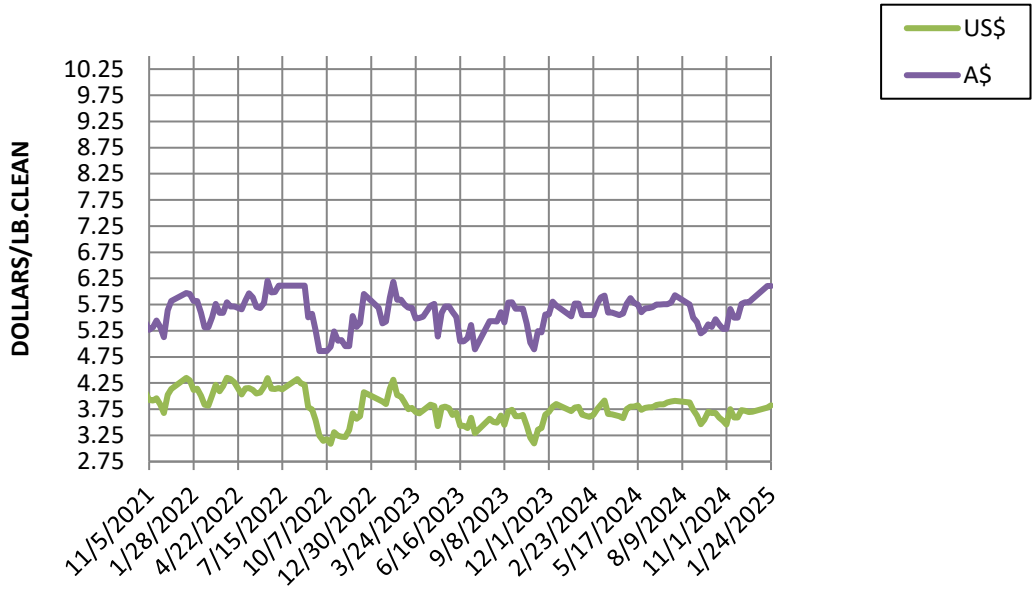
### 21 MICRON MARKET INDICATOR A\$ vs US\$



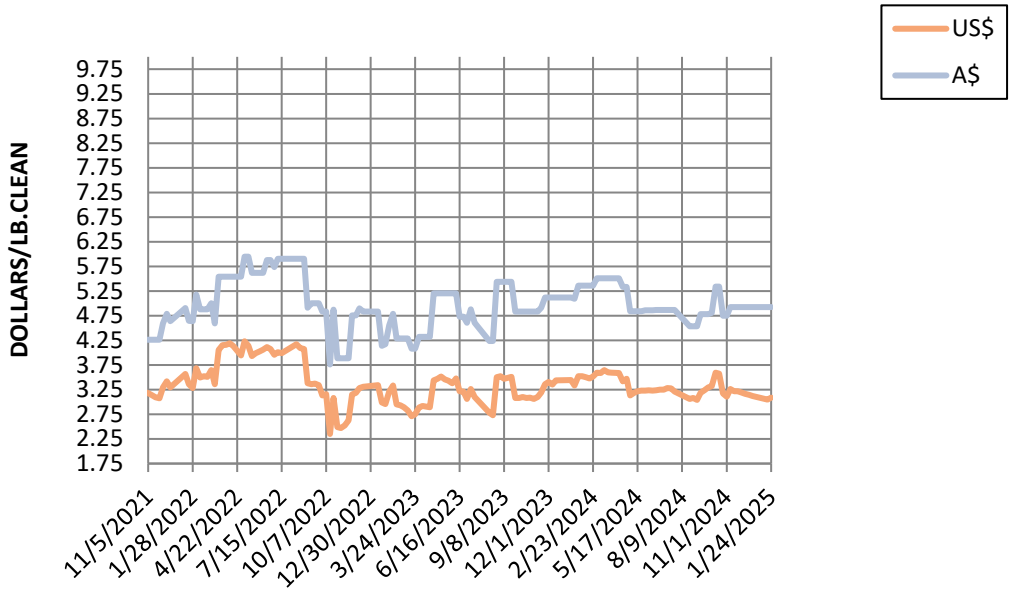
### 22 MICRON MARKET INDICATOR A\$ vs US\$



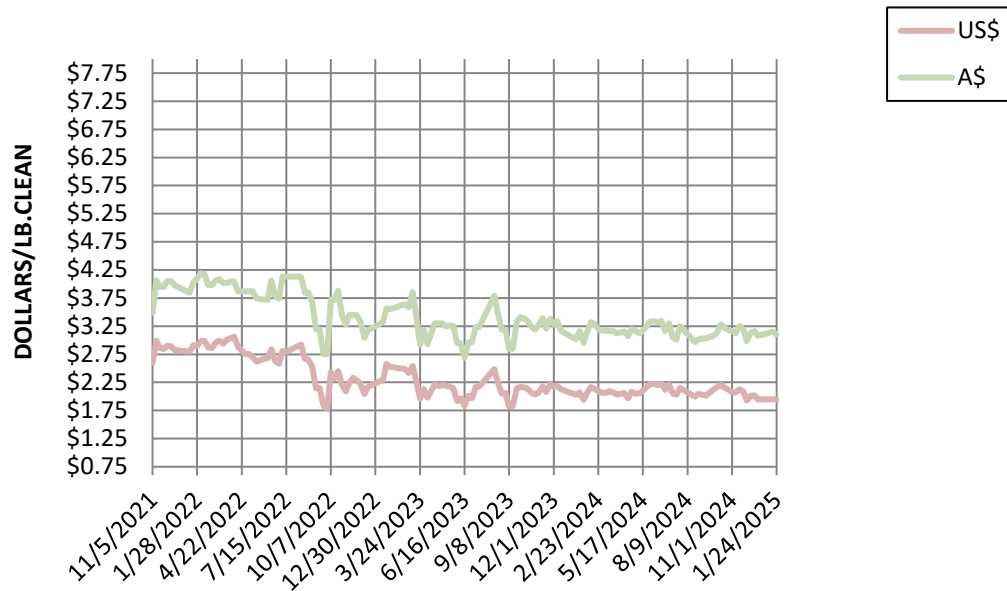
23 MICRON MARKET INDICATOR A\$ vs US\$



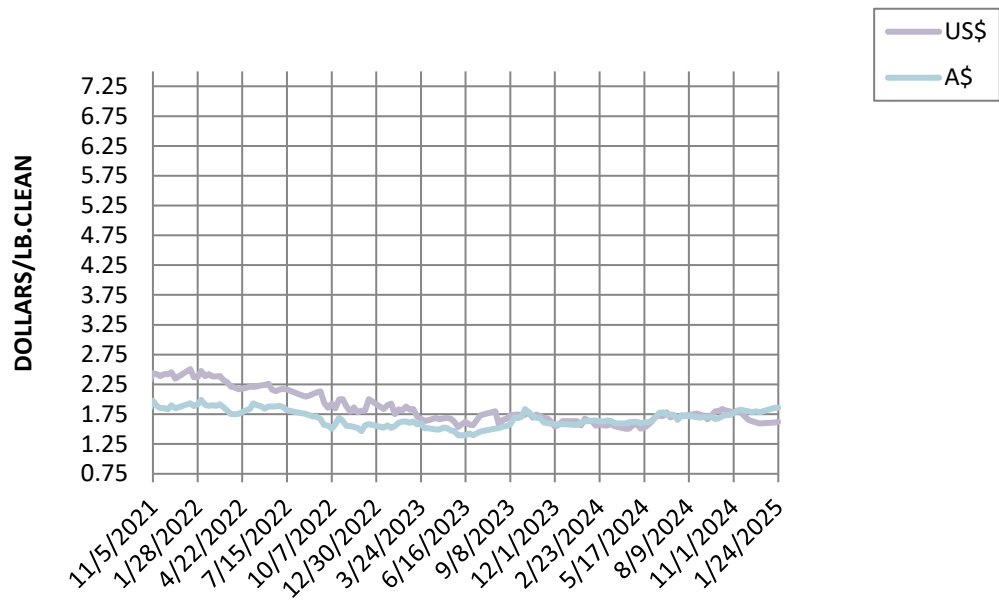
24 MICRON MARKET INDICATOR A\$ vs US\$



25 MICRON MARKET INDICATOR A\$ vs US\$

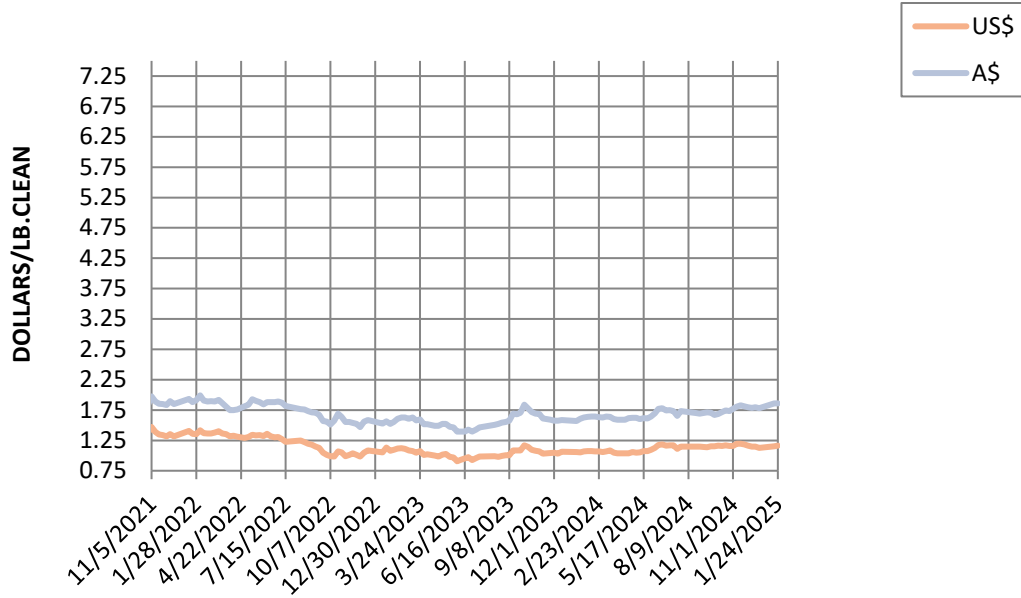


26 MICRON MARKET INDICATOR A\$ vs US\$



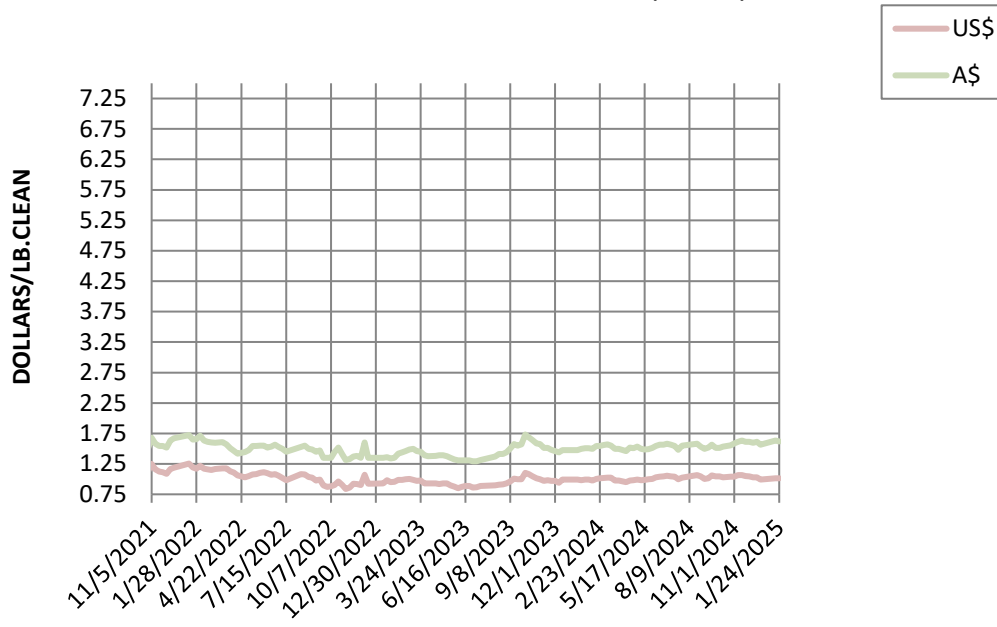
### 28 MICRON MARKET INDICATOR

A\$ vs US\$



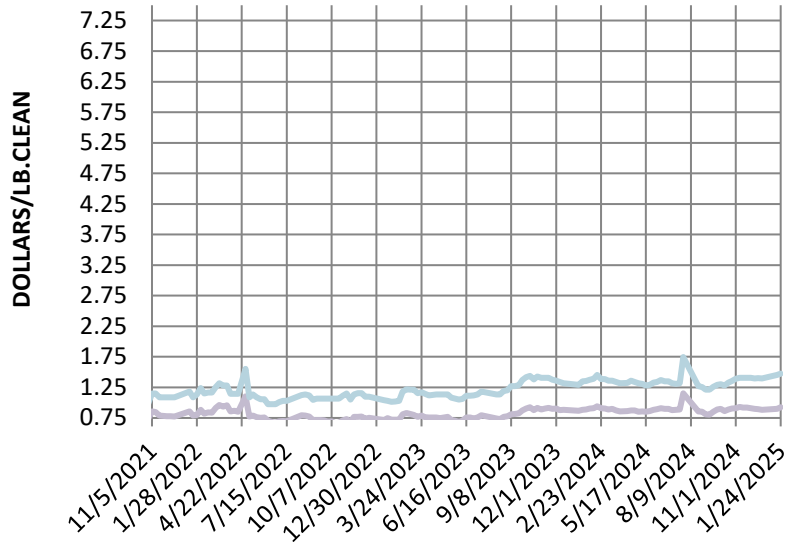
### 30 MICRON MARKET INDICATOR

A\$ vs US\$



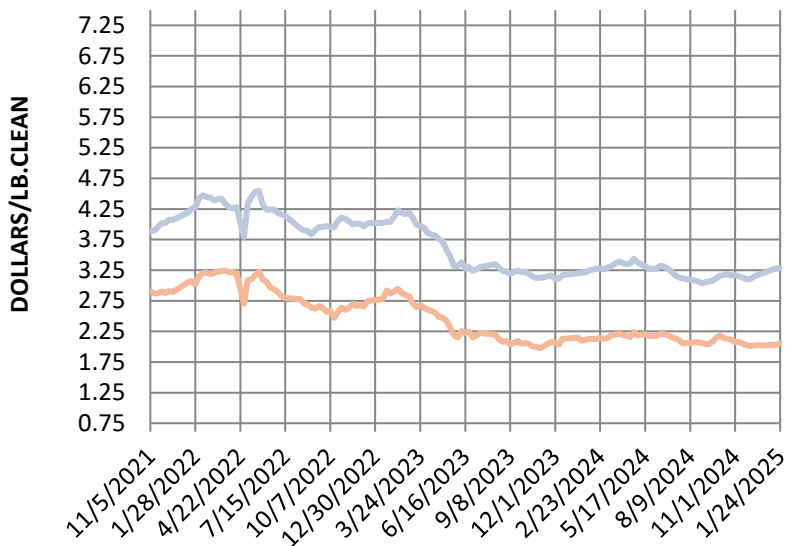
### 32 MICRON MARKET INDICATOR

A\$ vs US\$



### MC MICRON MARKET INDICATOR

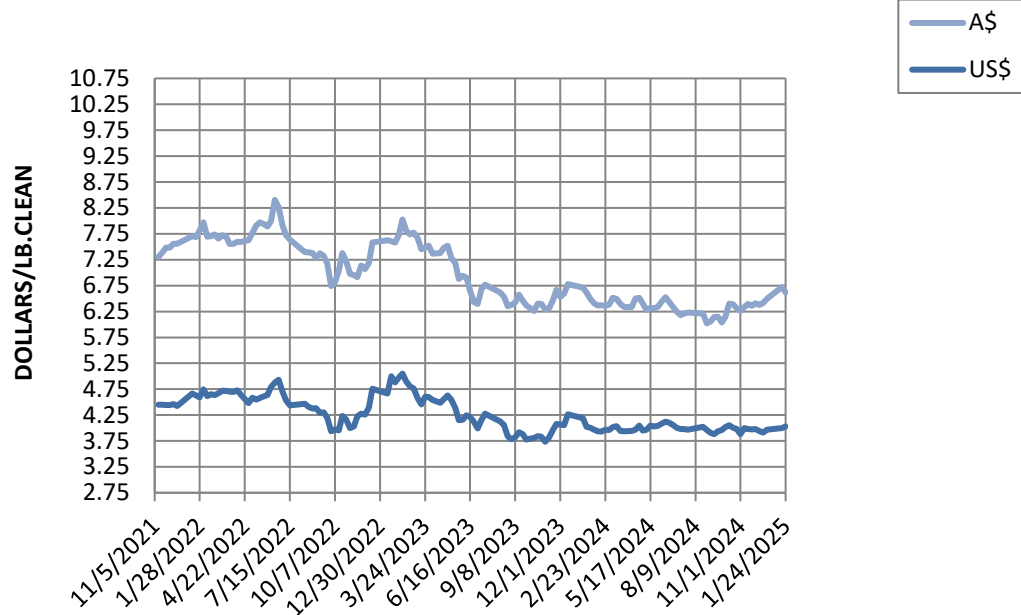
A\$ vs US\$





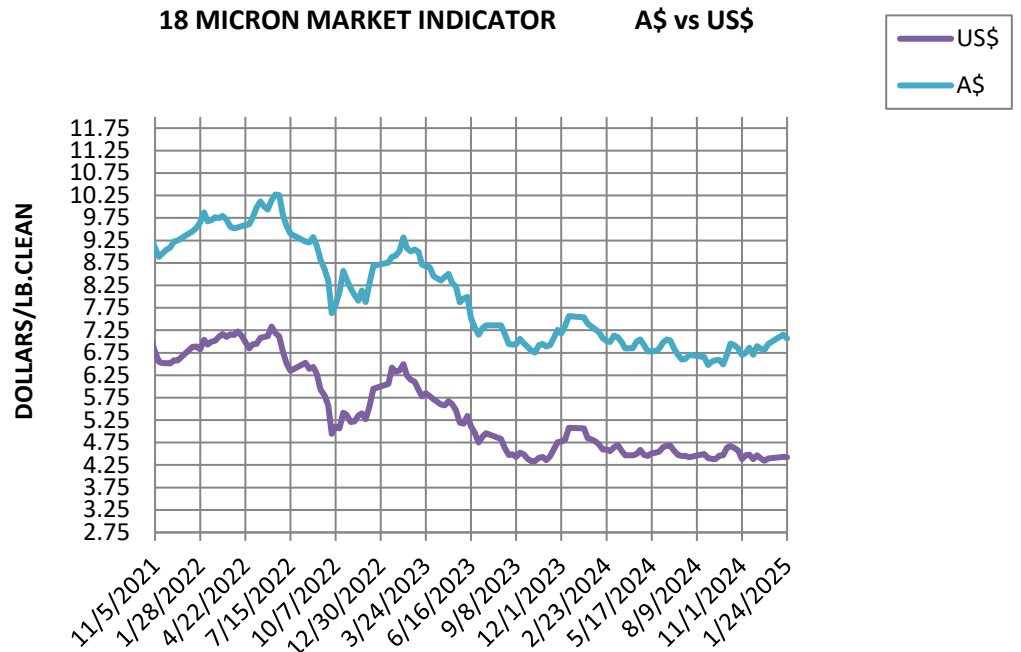
19 MICRON MARKET INDICATOR

A\$ vs US\$



18 MICRON MARKET INDICATOR

A\$ vs US\$



17 MICRON MARKET INDICATOR

A\$ vs US\$

