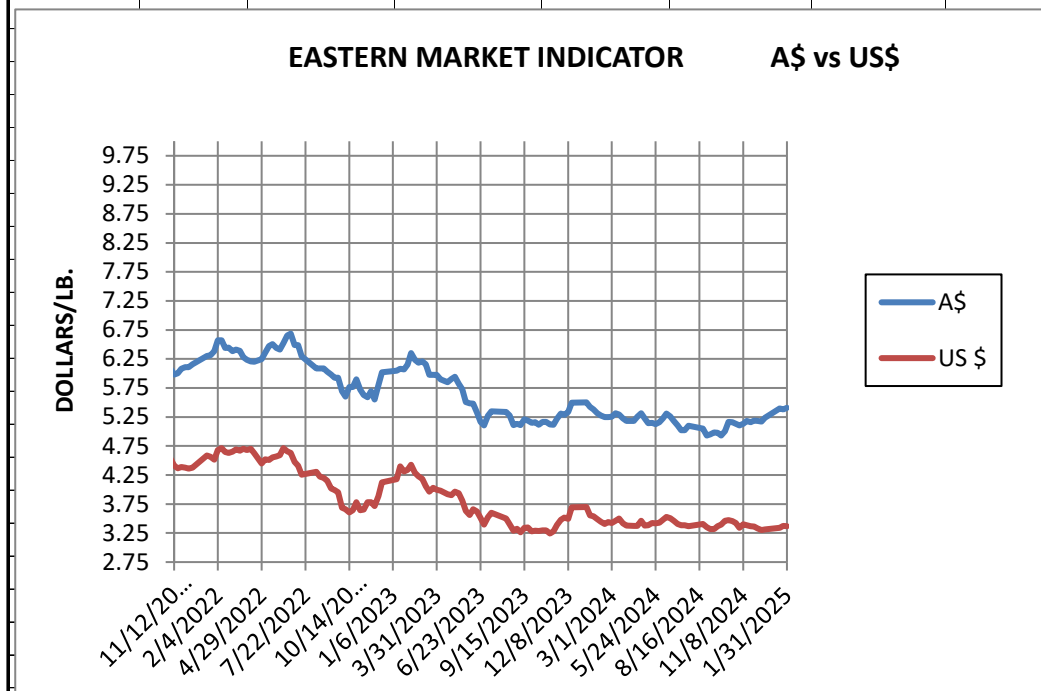


WEEK ENDING
JANUARY 31, 2025

ASI Conversion Chart -- AWEX Prices to USD Per Pound							
MARKET INDICATOR CHANGE		US \$/LB.		Clean on floor			
CATEGORY		1/31/2025		1/24/2025		Change	
		A\$	US\$	A\$	US\$	A\$	US\$
EASTERN	MI	\$ 5.41	\$ 3.37	\$ 5.38	\$ 3.37	0.03	-0.01
	Micron						
	17	\$ 7.78	\$ 4.85	\$ 7.79	\$ 4.88	0.00	-0.03
	18	\$ 7.08	\$ 4.41	\$ 7.06	\$ 4.43	0.02	-0.02
	19	\$ 6.66	\$ 4.15	\$ 6.62	\$ 4.15	0.04	0.00
	20	\$ 6.49	\$ 4.04	\$ 6.43	\$ 4.03	0.06	0.01
	21	\$ 6.40	\$ 3.99	\$ 6.32	\$ 3.96	0.09	0.03
	22	\$ 6.35	\$ 3.96	\$ 6.29	\$ 3.94	0.07	0.02
	23	\$ 6.27	\$ 3.90	\$ 6.11	\$ 3.83	0.16	0.08
	24	\$ 4.93	\$ 3.07	\$ 4.93	\$ 3.09	0.00	-0.02
	25	\$ 3.13	\$ 1.95	\$ 3.10	\$ 1.94	0.03	0.00
	26	\$ 2.68	\$ 1.67	\$ 2.59	\$ 1.62	0.09	0.05
	28	\$ 2.19	\$ 1.36	\$ 1.86	\$ 1.17	0.33	0.20
	30	\$ 1.70	\$ 1.06	\$ 1.62	\$ 1.01	0.08	0.04
	32	\$ 1.52	\$ 0.95	\$ 1.47	\$ 0.92	0.05	0.02
	MC	\$ 3.31	\$ 2.06	\$ 3.28	\$ 2.06	0.03	0.01
CURRENCY (US \$/A \$)		\$ 0.6225		\$ 0.6267		-0.0042	



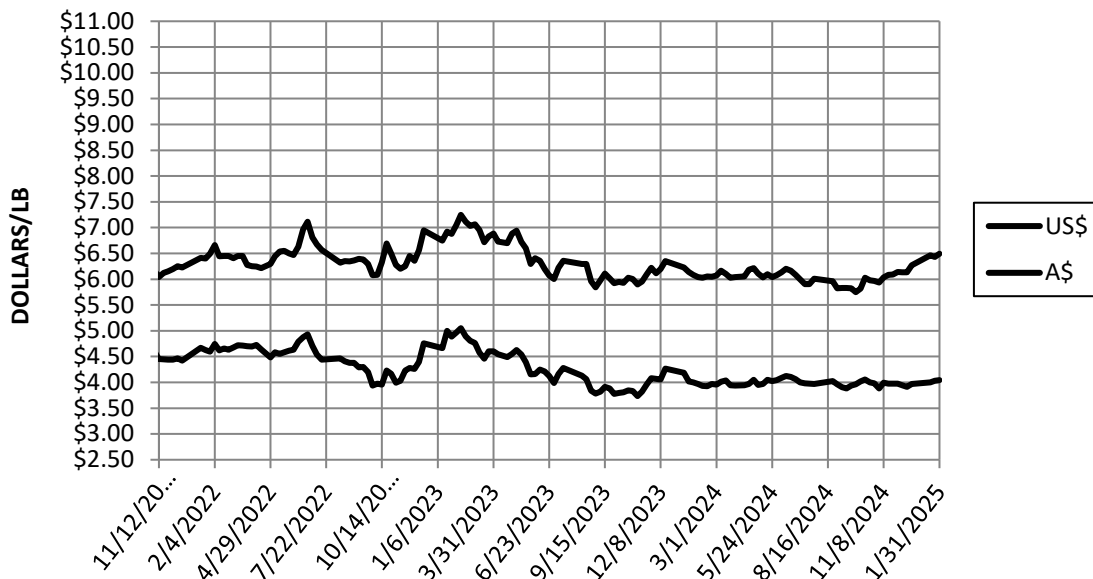
Information source: Wooltrak, Australian Wool Exchange, Weekly Market Review

WEEK ENDING
JANUARY 31,2025

MARKET INDICATOR CHANGES US \$/LB. Clean on floor

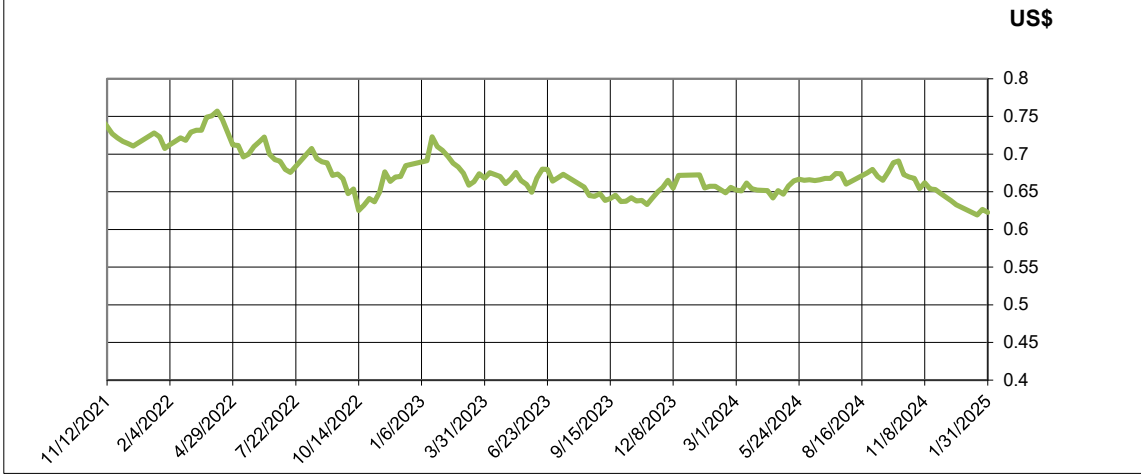
CATEGORY	1/31/2025		1/24/2025		Change	
	A\$	US\$	A\$	US\$	A\$	US\$
EASTERN MI	\$ 5.41	\$ 3.37	\$ 5.38	\$ 3.37	0.03	-0.01
Micron						
17	\$ 7.78	\$ 4.85	\$ 7.79	\$ 4.88	0.00	-0.03
18	\$ 7.08	\$ 4.41	\$ 7.06	\$ 4.43	0.02	-0.02
19	\$ 6.66	\$ 4.15	\$ 6.62	\$ 4.15	0.04	0.00
20	\$ 6.49	\$ 4.04	\$ 6.43	\$ 4.03	0.06	0.01
21	\$ 6.40	\$ 3.99	\$ 6.32	\$ 3.96	0.09	0.03
22	\$ 6.35	\$ 3.96	\$ 6.29	\$ 3.94	0.07	0.02
23	\$ 6.27	\$ 3.90	\$ 6.11	\$ 3.83	0.16	0.08
24	\$ 4.93	\$ 3.07	\$ 4.93	\$ 3.09	0.00	-0.02
25	\$ 3.13	\$ 1.95	\$ 3.10	\$ 1.94	0.03	0.00
26	\$ 2.68	\$ 1.67	\$ 2.59	\$ 1.62	0.09	0.05
28	\$ 2.19	\$ 1.36	\$ 1.86	\$ 1.17	0.33	0.20
30	\$ 1.70	\$ 1.06	\$ 1.62	\$ 1.01	0.08	0.04
32	\$ 1.52	\$ 0.95	\$ 1.47	\$ 0.92	0.05	0.02
MC	\$ 3.31	\$ 2.06	\$ 3.28	\$ 2.06	0.03	0.01
CURRENCY (US \$/A \$)		\$ 0.6225		\$ 0.6267		-0.0042

20 MICRON MARKET INDICATOR

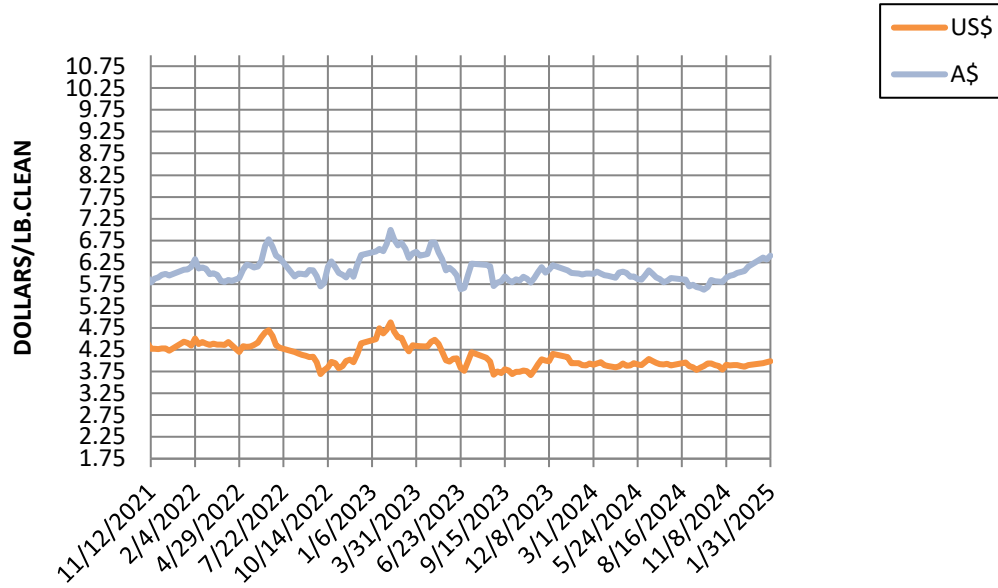


Information source: Wooltrak, Australian Wool Exchange, Weekly Market Review

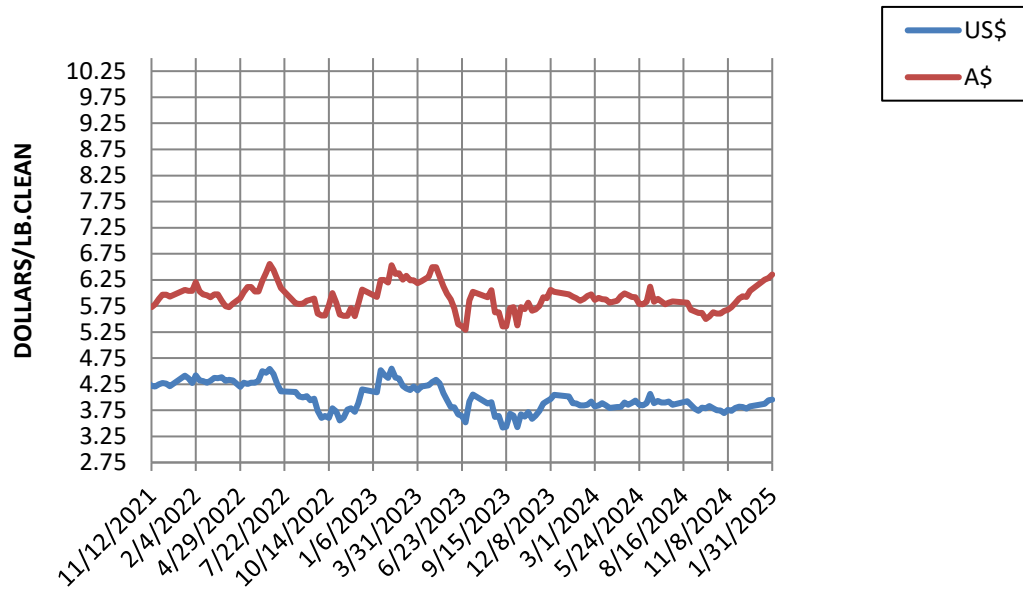
CURRENCY RATE (US\$:A\$)



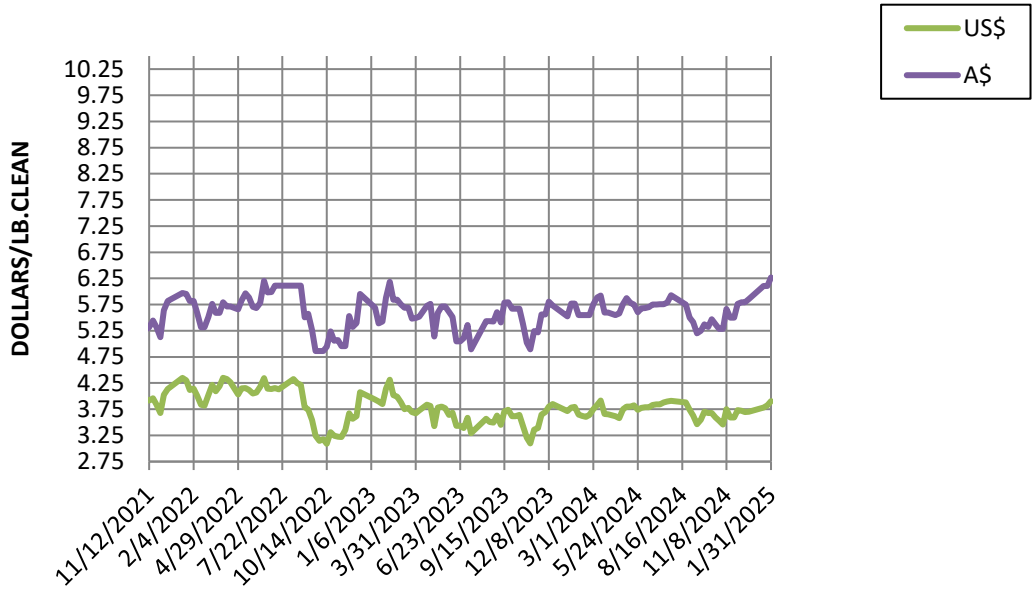
21 MICRON MARKET INDICATOR A\$ vs US\$



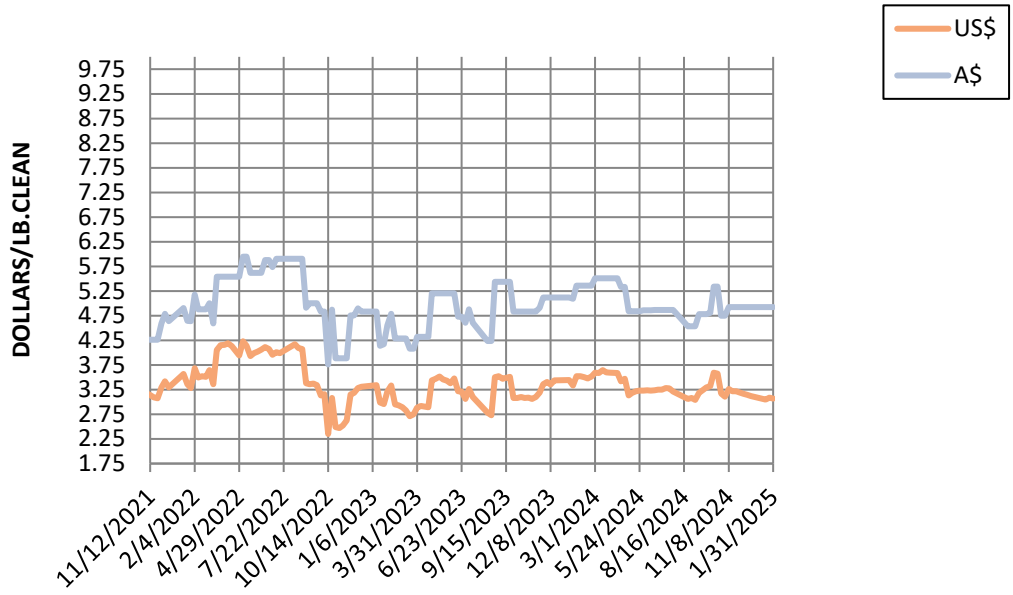
22 MICRON MARKET INDICATOR A\$ vs US\$



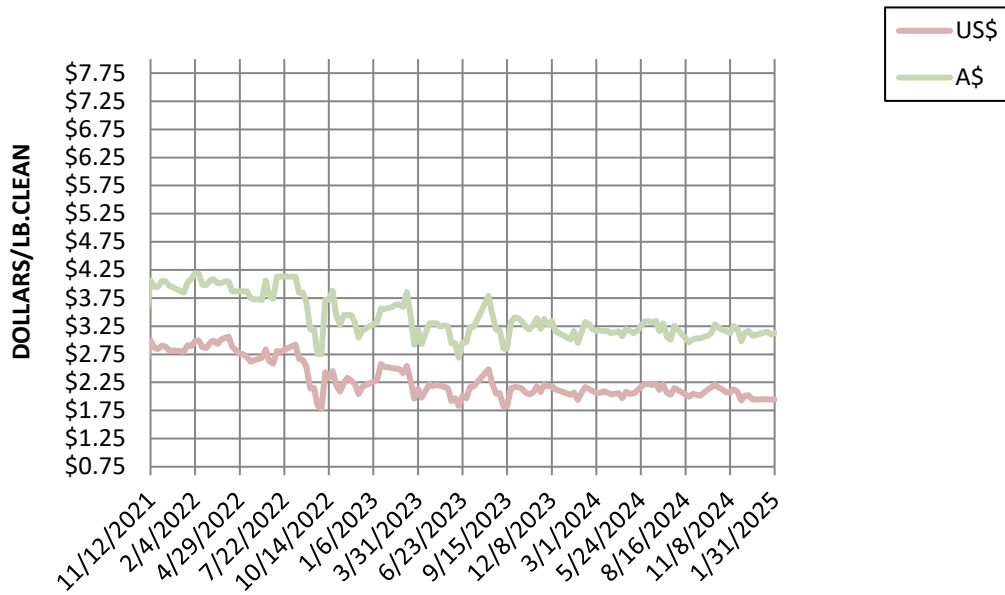
23 MICRON MARKET INDICATOR A\$ vs US\$



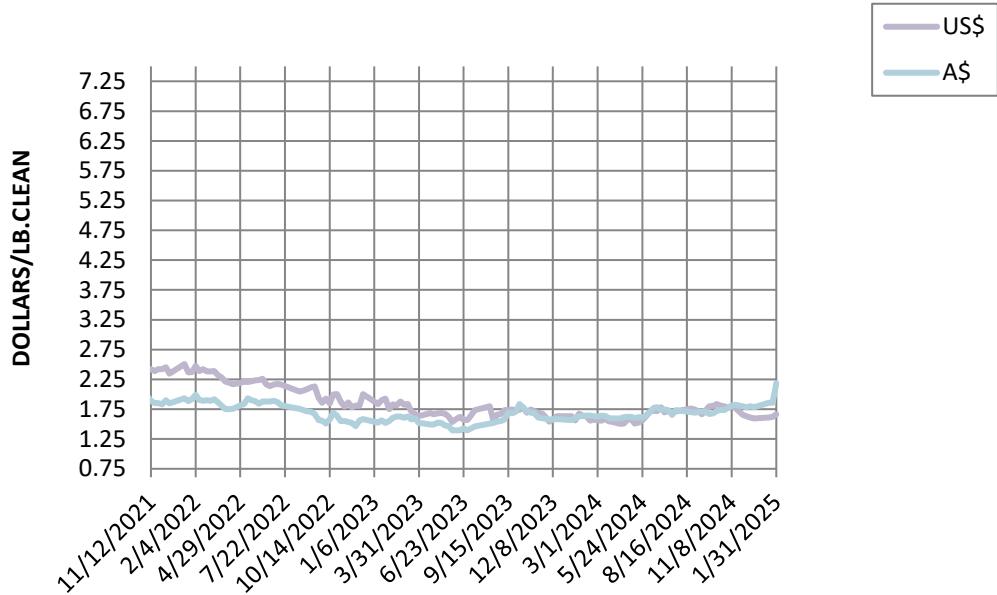
24 MICRON MARKET INDICATOR A\$ vs US\$



25 MICRON MARKET INDICATOR A\$ vs US\$

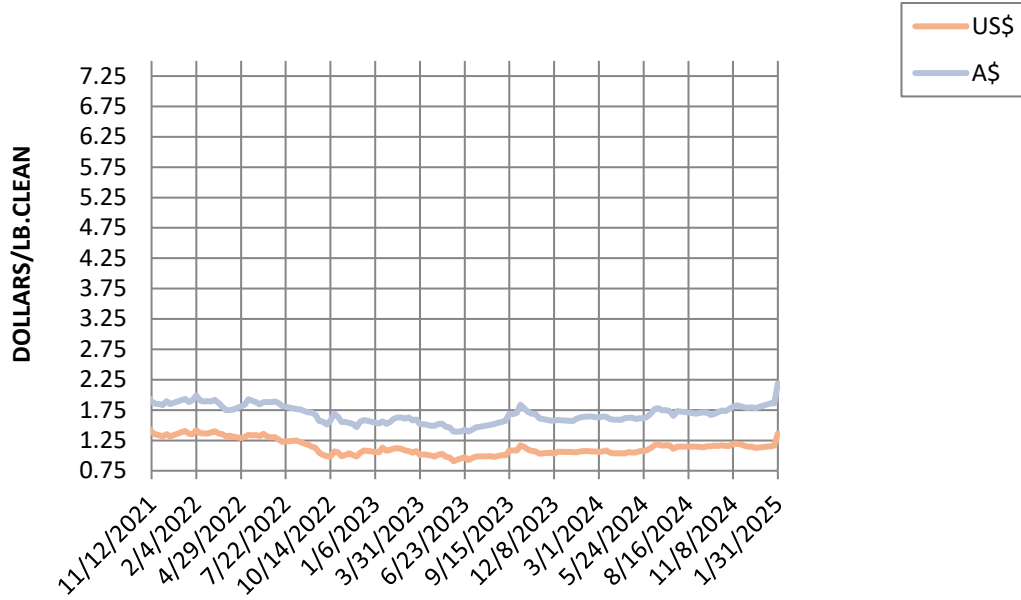


26 MICRON MARKET INDICATOR A\$ vs US\$



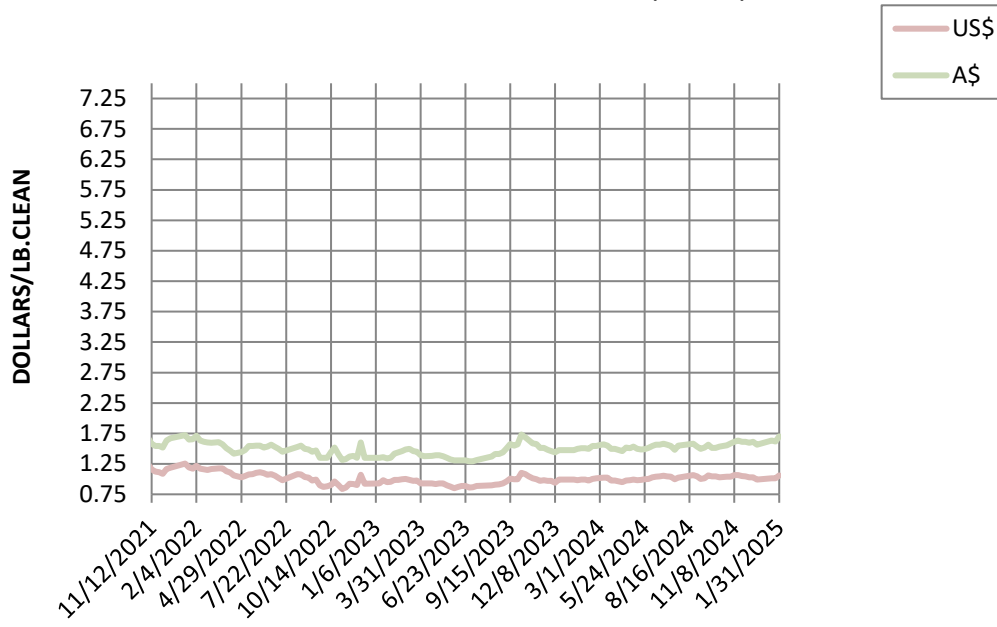
28 MICRON MARKET INDICATOR

A\$ vs US\$



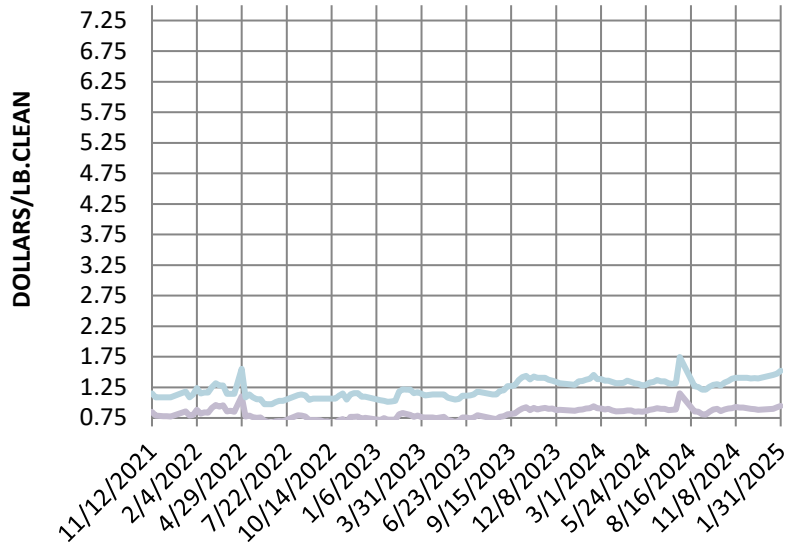
30 MICRON MARKET INDICATOR

A\$ vs US\$



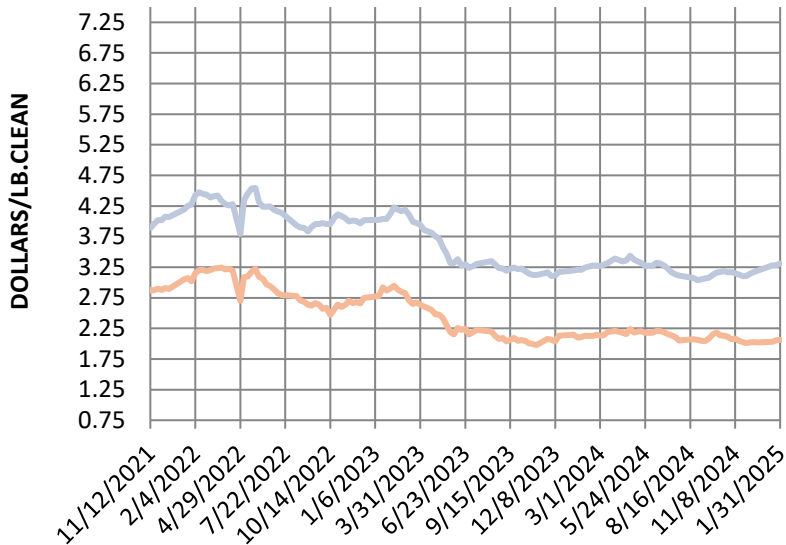
32 MICRON MARKET INDICATOR

A\$ vs US\$



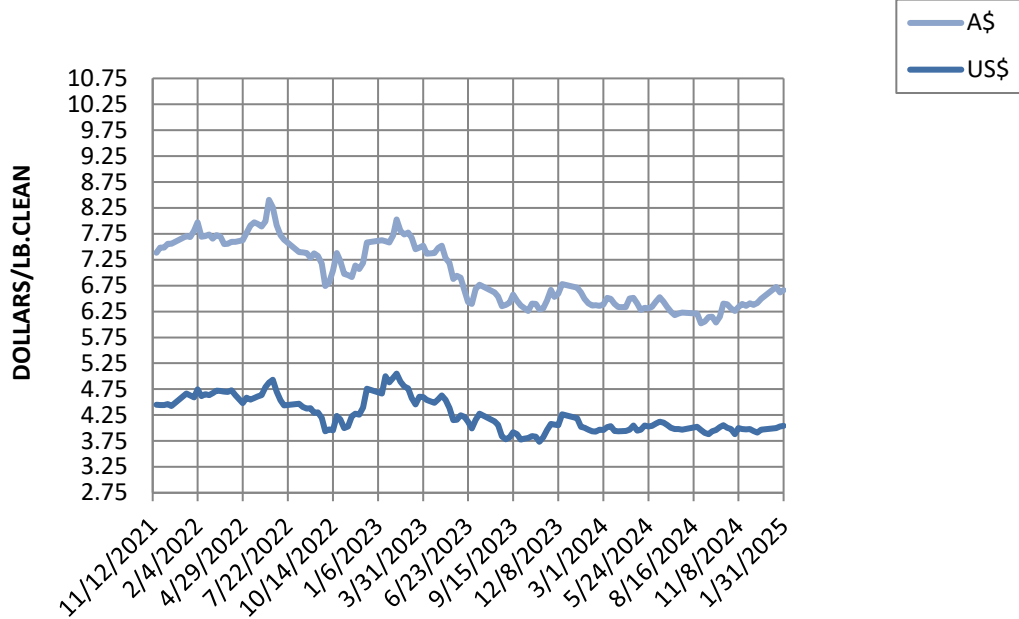
MC MICRON MARKET INDICATOR

A\$ vs US\$



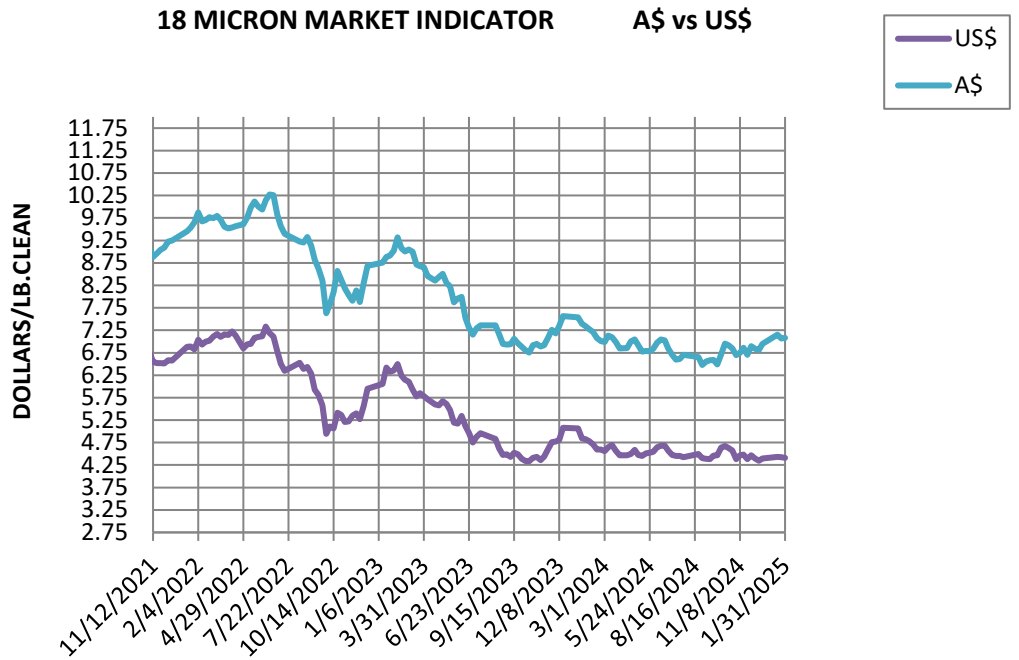
19 MICRON MARKET INDICATOR

A\$ vs US\$



18 MICRON MARKET INDICATOR

A\$ vs US\$



17 MICRON MARKET INDICATOR

A\$ vs US\$

