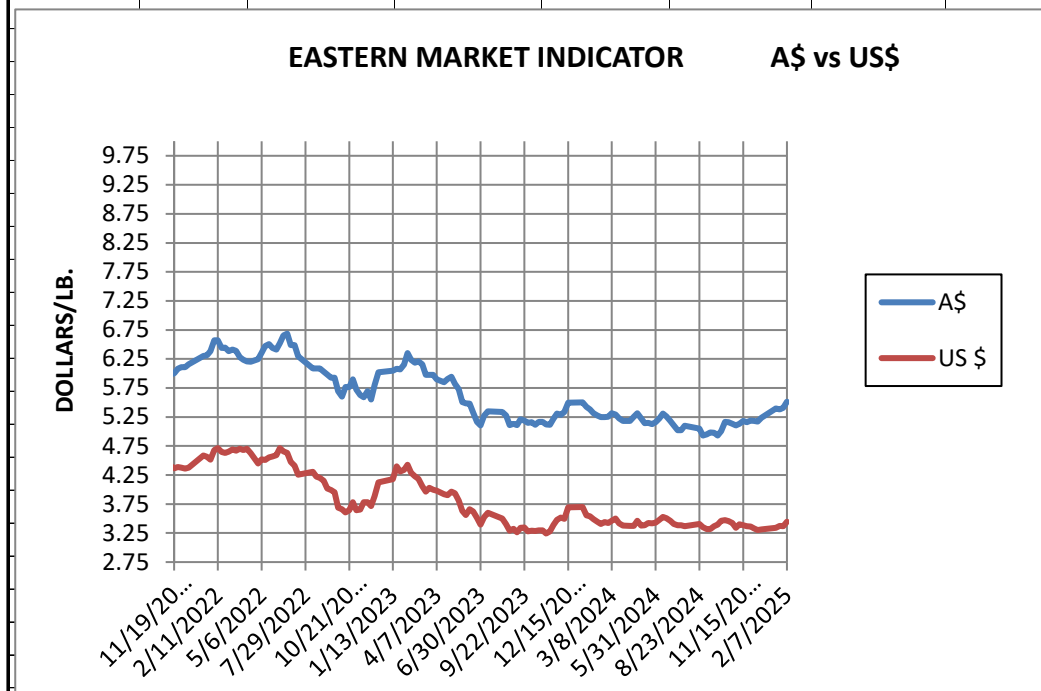


WEEK ENDING
FEBRUARY 7, 2025

ASI Conversion Chart -- AWEX Prices to USD Per Pound							
MARKET INDICATOR CHANGE		US \$/LB.		Clean on floor			
CATEGORY		2/7/2025		1/31/2025		Change	
		A\$	US\$	A\$	US\$	A\$	US\$
EASTERN MI		\$ 5.51	\$ 3.45	\$ 5.41	\$ 3.37	0.10	0.08
Micron							
	17	\$ 7.82	\$ 4.89	\$ 7.78	\$ 4.85	0.04	0.05
	18	\$ 7.15	\$ 4.47	\$ 7.08	\$ 4.41	0.07	0.06
	19	\$ 6.81	\$ 4.26	\$ 6.66	\$ 4.15	0.15	0.11
	20	\$ 6.66	\$ 4.17	\$ 6.49	\$ 4.04	0.17	0.13
	21	\$ 6.54	\$ 4.09	\$ 6.40	\$ 3.99	0.14	0.10
	22	\$ 6.59	\$ 4.12	\$ 6.35	\$ 3.96	0.24	0.17
	23	\$ 6.57	\$ 4.11	\$ 6.27	\$ 3.90	0.30	0.21
	24	\$ 4.93	\$ 3.08	\$ 4.93	\$ 3.07	0.00	0.01
	25	\$ 3.20	\$ 2.00	\$ 3.13	\$ 1.95	0.07	0.05
	26	\$ 2.75	\$ 1.72	\$ 2.68	\$ 1.67	0.07	0.05
	28	\$ 1.97	\$ 1.23	\$ 2.19	\$ 1.36	-0.22	-0.13
	30	\$ 1.75	\$ 1.09	\$ 1.70	\$ 1.06	0.05	0.03
	32	\$ 1.53	\$ 0.96	\$ 1.52	\$ 0.95	0.01	0.01
	MC	\$ 3.33	\$ 2.08	\$ 3.31	\$ 2.06	0.02	0.02
CURRENCY (US \$/A \$)		\$ 0.6253		\$ 0.6225		0.0028	



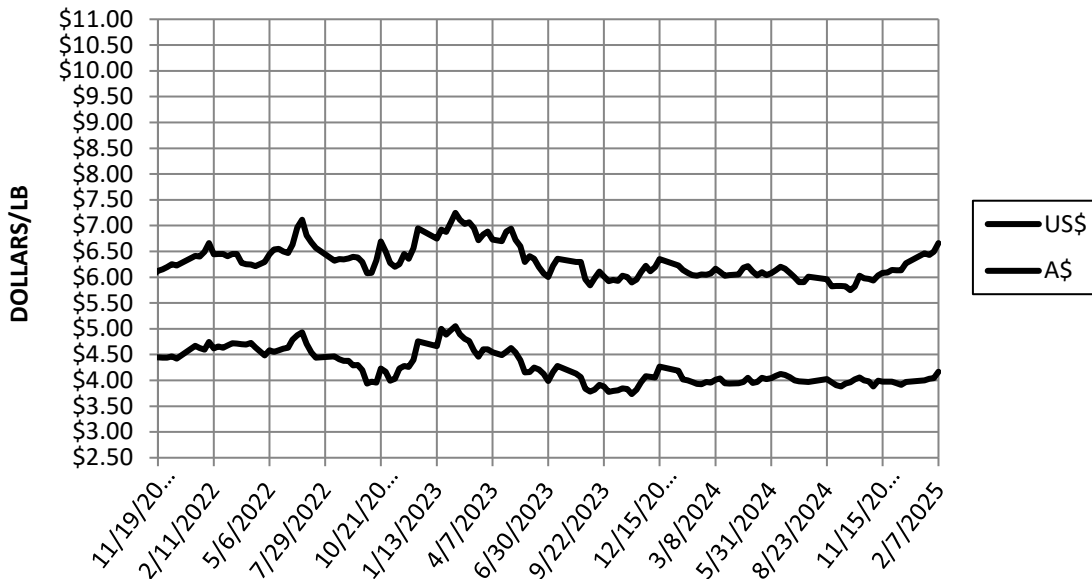
Information source: Wooltrak, Australian Wool Exchange, Weekly Market Review

WEEK ENDING
JFEBRUARY 7, 2025

MARKET INDICATOR CHANGES US \$/LB. Clean on floor

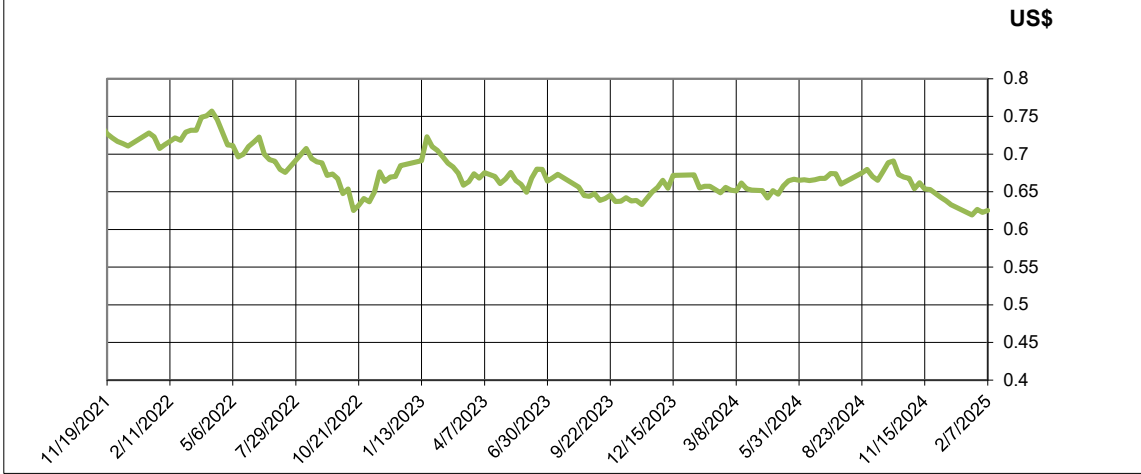
CATEGORY	2/7/2025		1/31/2025		Change	
	A\$	US\$	A\$	US\$	A\$	US\$
EASTERN MI	\$ 5.51	\$ 3.45	\$ 5.41	\$ 3.37	0.10	0.08
Micron						
17	\$ 7.82	\$ 4.89	\$ 7.78	\$ 4.85	0.04	0.05
18	\$ 7.15	\$ 4.47	\$ 7.08	\$ 4.41	0.07	0.06
19	\$ 6.81	\$ 4.26	\$ 6.66	\$ 4.15	0.15	0.11
20	\$ 6.66	\$ 4.17	\$ 6.49	\$ 4.04	0.17	0.13
21	\$ 6.54	\$ 4.09	\$ 6.40	\$ 3.99	0.14	0.10
22	\$ 6.59	\$ 4.12	\$ 6.35	\$ 3.96	0.24	0.17
23	\$ 6.57	\$ 4.11	\$ 6.27	\$ 3.90	0.30	0.21
24	\$ 4.93	\$ 3.08	\$ 4.93	\$ 3.07	0.00	0.01
25	\$ 3.20	\$ 2.00	\$ 3.13	\$ 1.95	0.07	0.05
26	\$ 2.75	\$ 1.72	\$ 2.68	\$ 1.67	0.07	0.05
28	\$ 1.97	\$ 1.23	\$ 2.19	\$ 1.36	-0.22	-0.13
30	\$ 1.75	\$ 1.09	\$ 1.70	\$ 1.06	0.05	0.03
32	\$ 1.53	\$ 0.96	\$ 1.52	\$ 0.95	0.01	0.01
MC	\$ 3.33	\$ 2.08	\$ 3.31	\$ 2.06	0.02	0.02
CURRENCY (US \$/A \$)		\$ 0.6253		\$ 0.6225		0.0028

20 MICRON MARKET INDICATOR

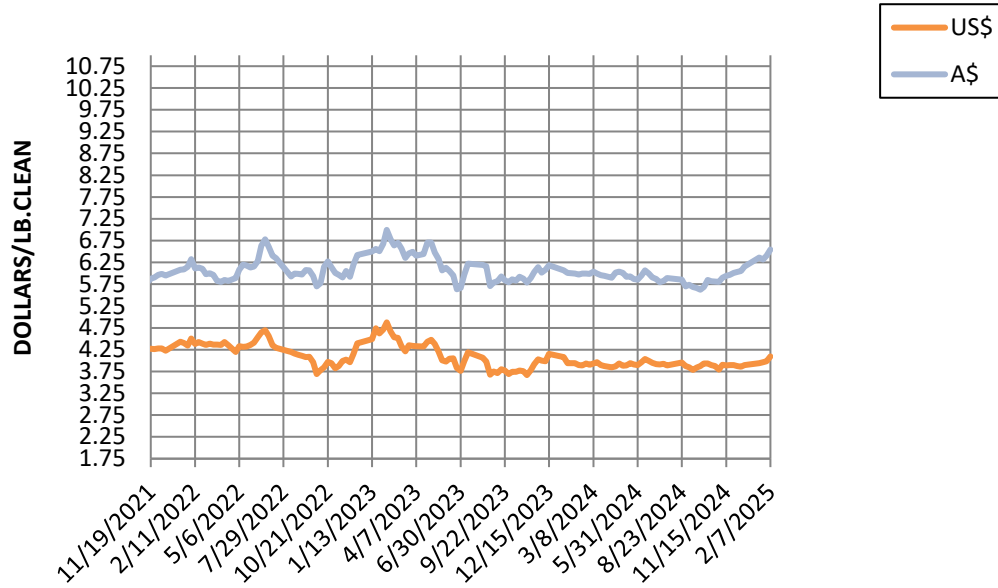


Information source: Wooltrak, Australian Wool Exchange, Weekly Market Review

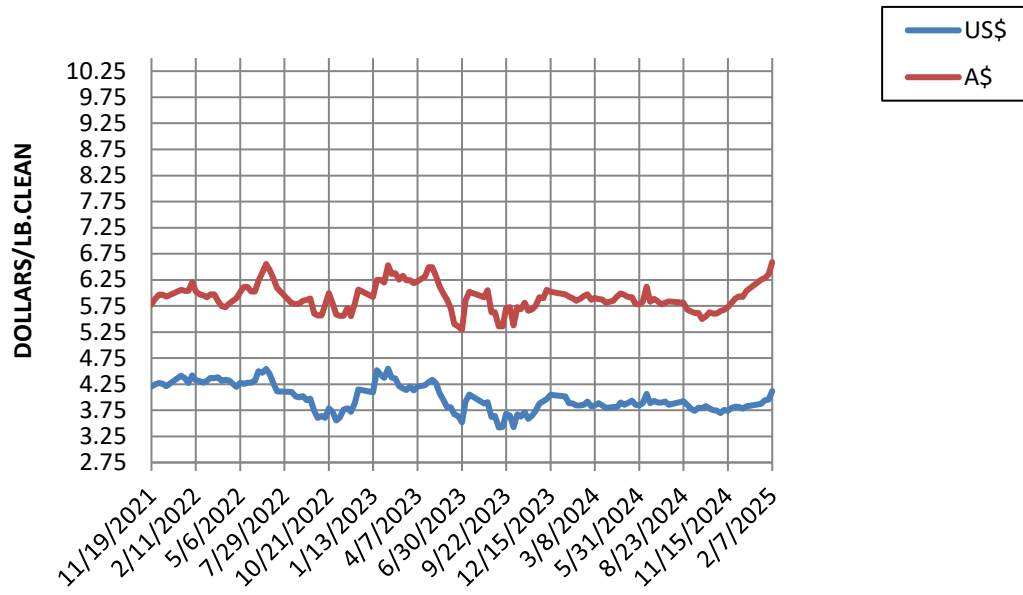
CURRENCY RATE (US\$:A\$)



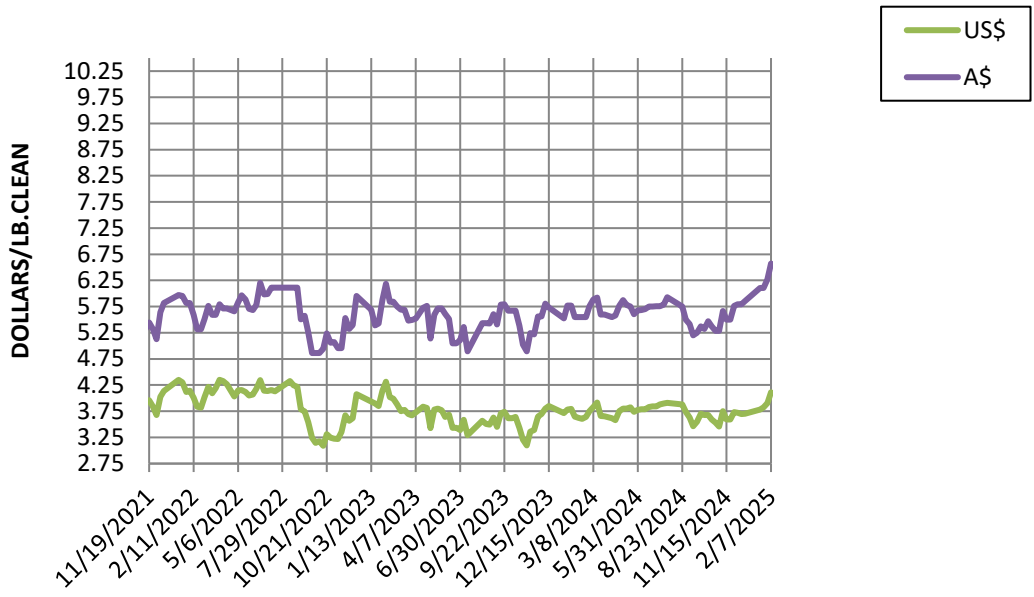
21 MICRON MARKET INDICATOR A\$ vs US\$



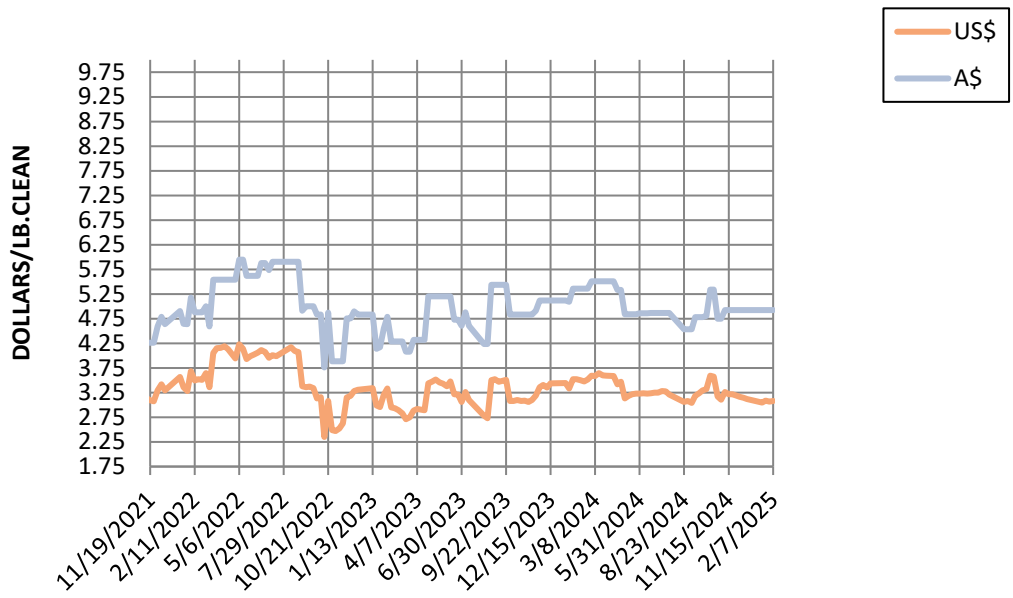
22 MICRON MARKET INDICATOR A\$ vs US\$



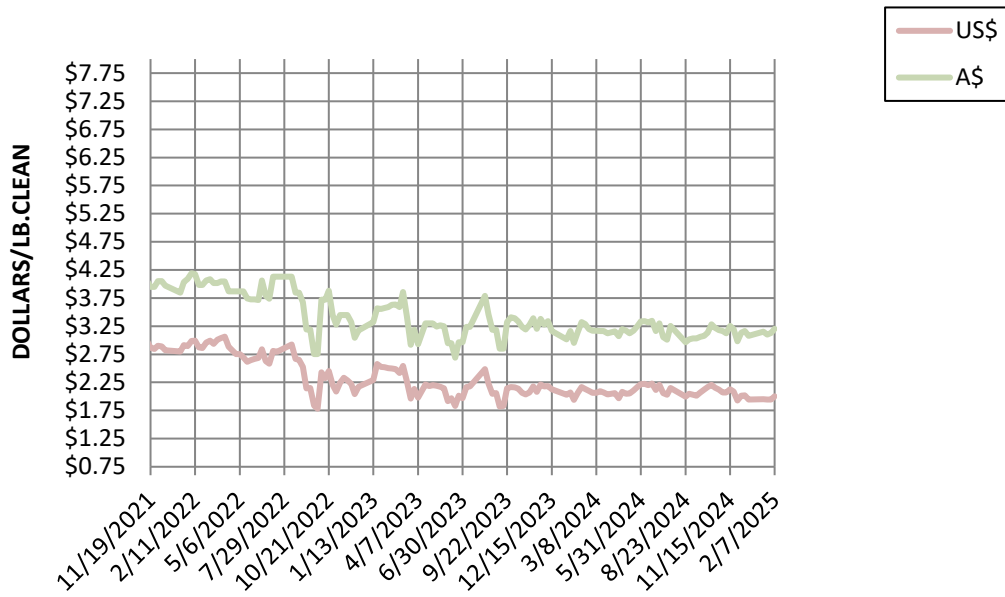
23 MICRON MARKET INDICATOR A\$ vs US\$



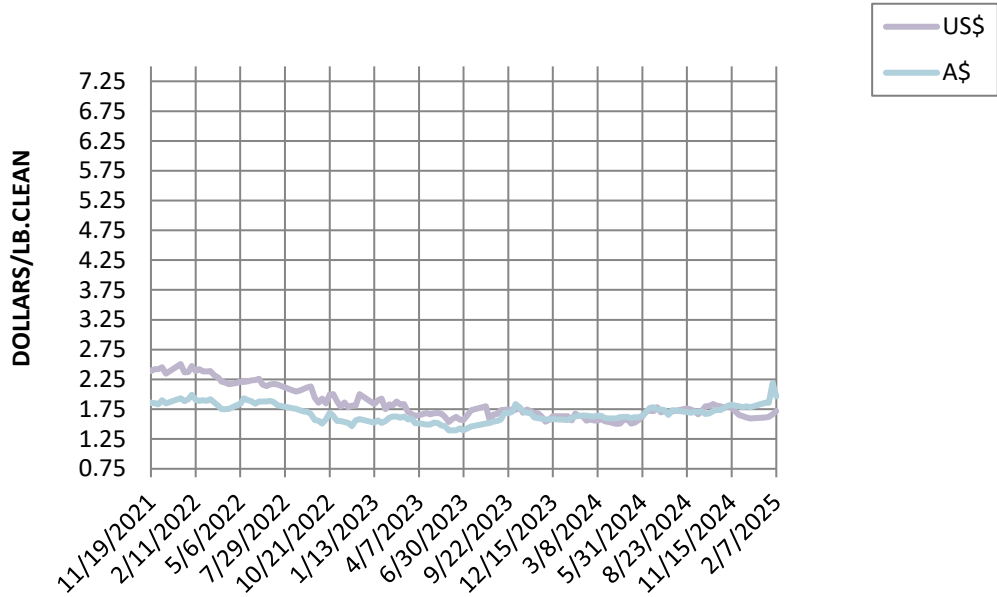
24 MICRON MARKET INDICATOR A\$ vs US\$



25 MICRON MARKET INDICATOR A\$ vs US\$

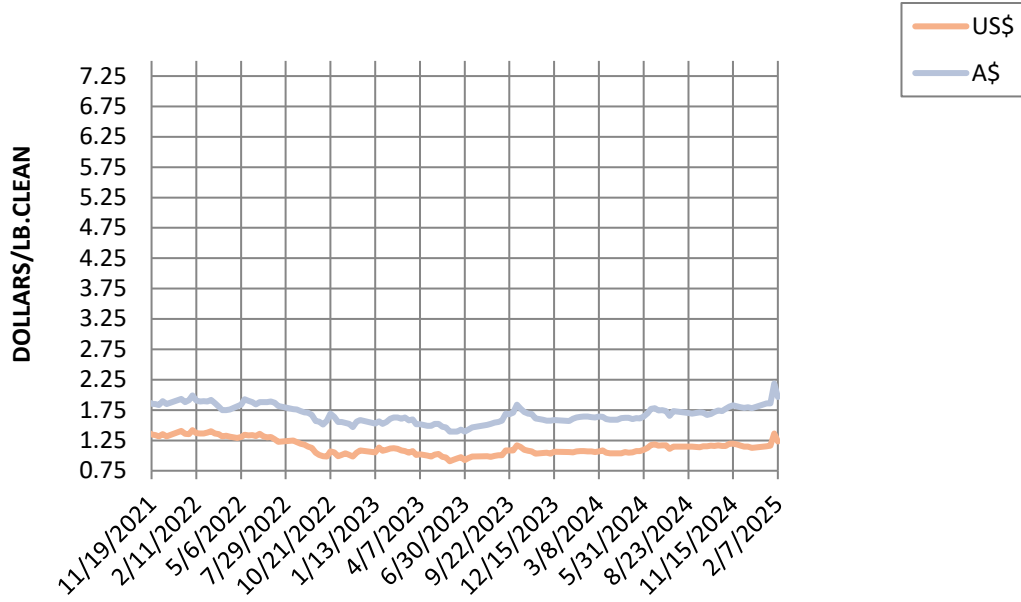


26 MICRON MARKET INDICATOR A\$ vs US\$



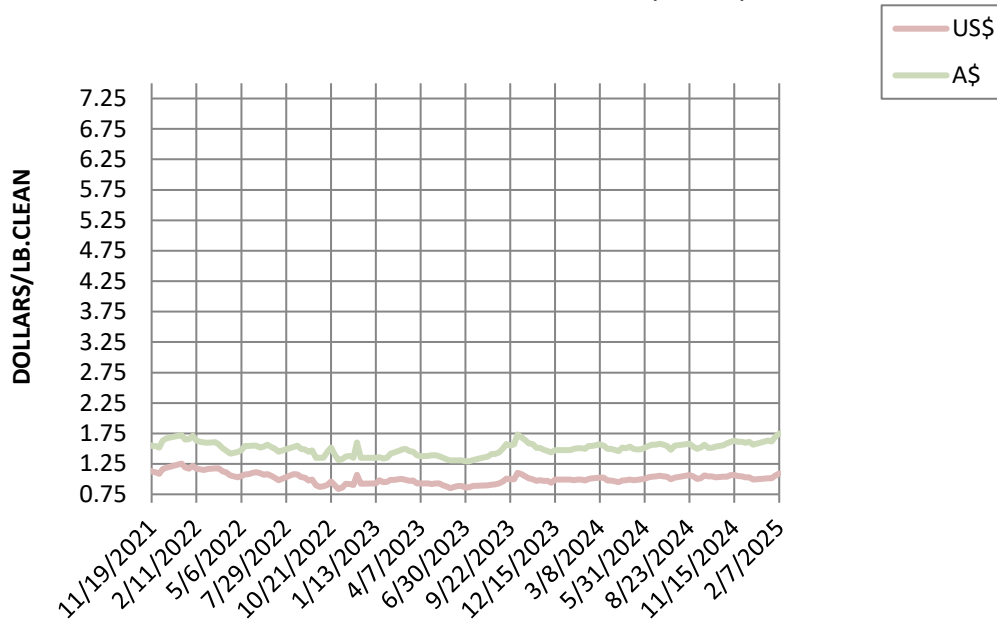
28 MICRON MARKET INDICATOR

A\$ vs US\$



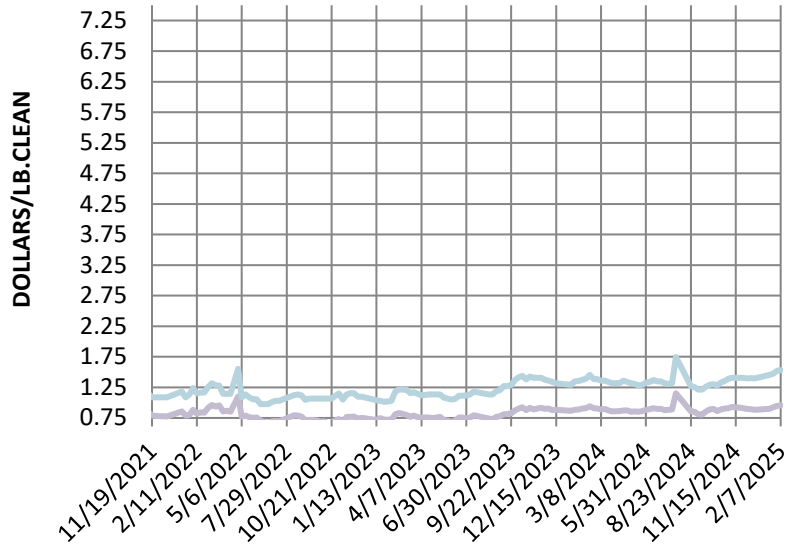
30 MICRON MARKET INDICATOR

A\$ vs US\$



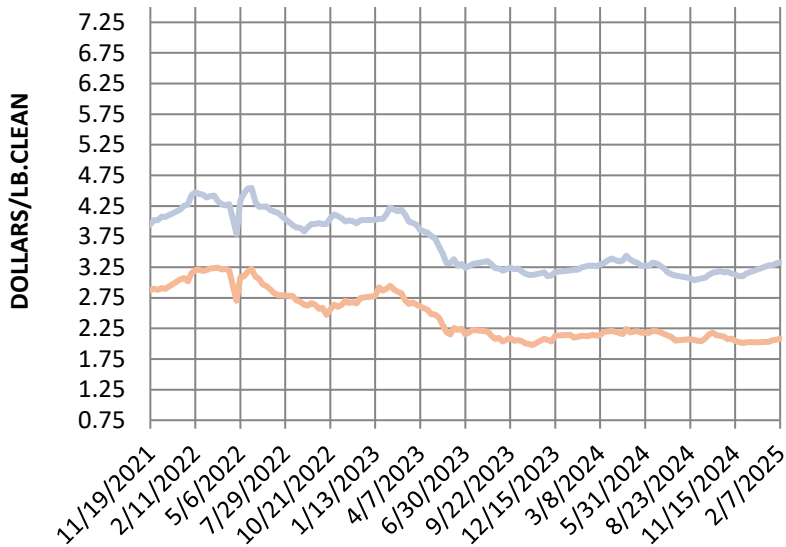
32 MICRON MARKET INDICATOR

A\$ vs US\$

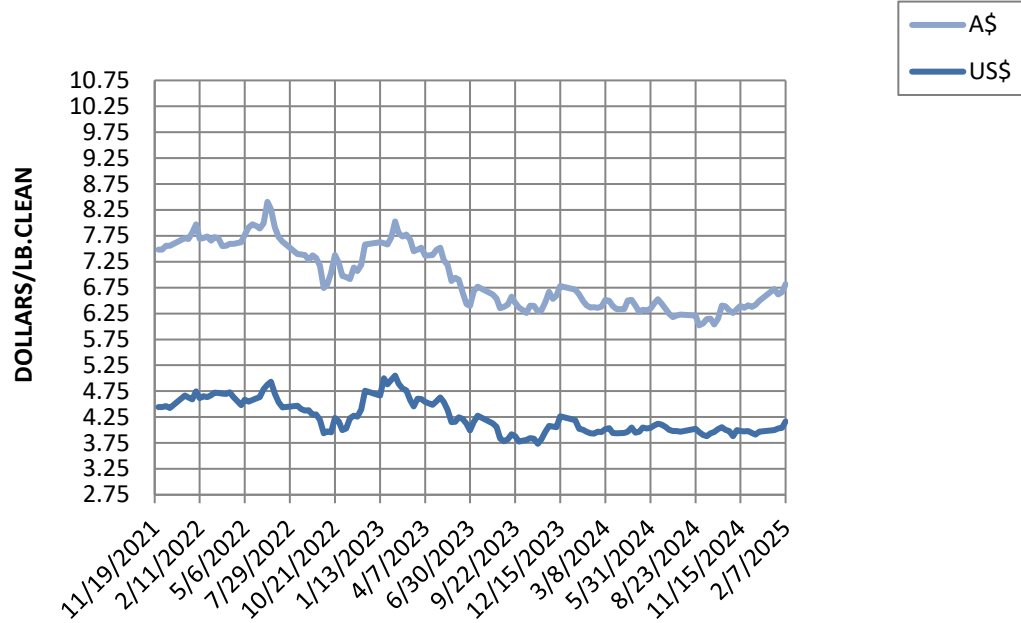


MC MICRON MARKET INDICATOR

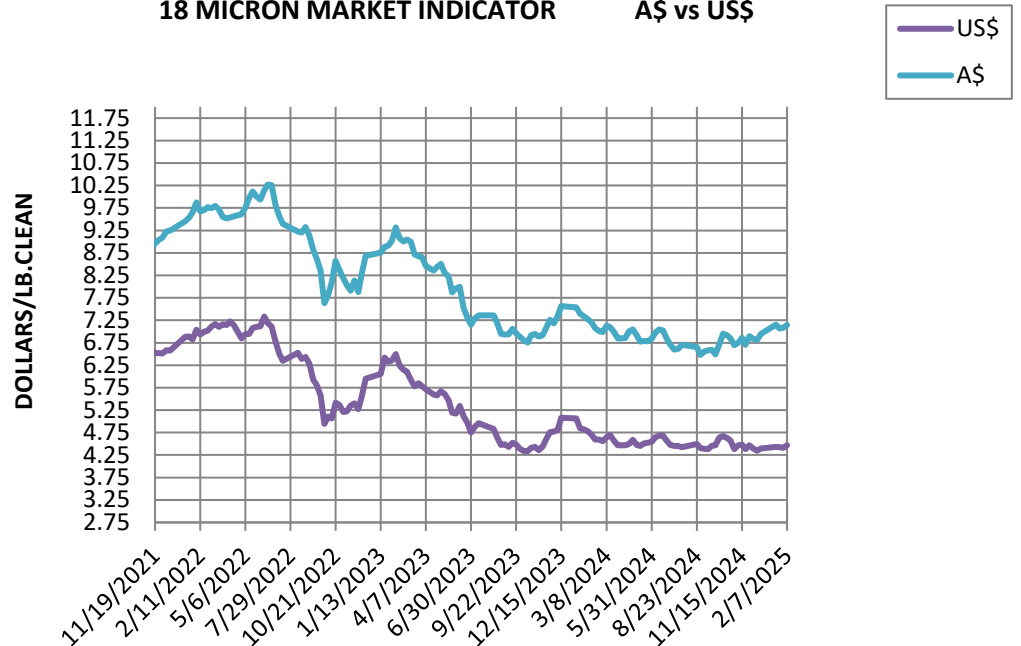
A\$ vs US\$



19 MICRON MARKET INDICATOR A\$ vs US\$



18 MICRON MARKET INDICATOR A\$ vs US\$



17 MICRON MARKET INDICATOR

A\$ vs US\$

