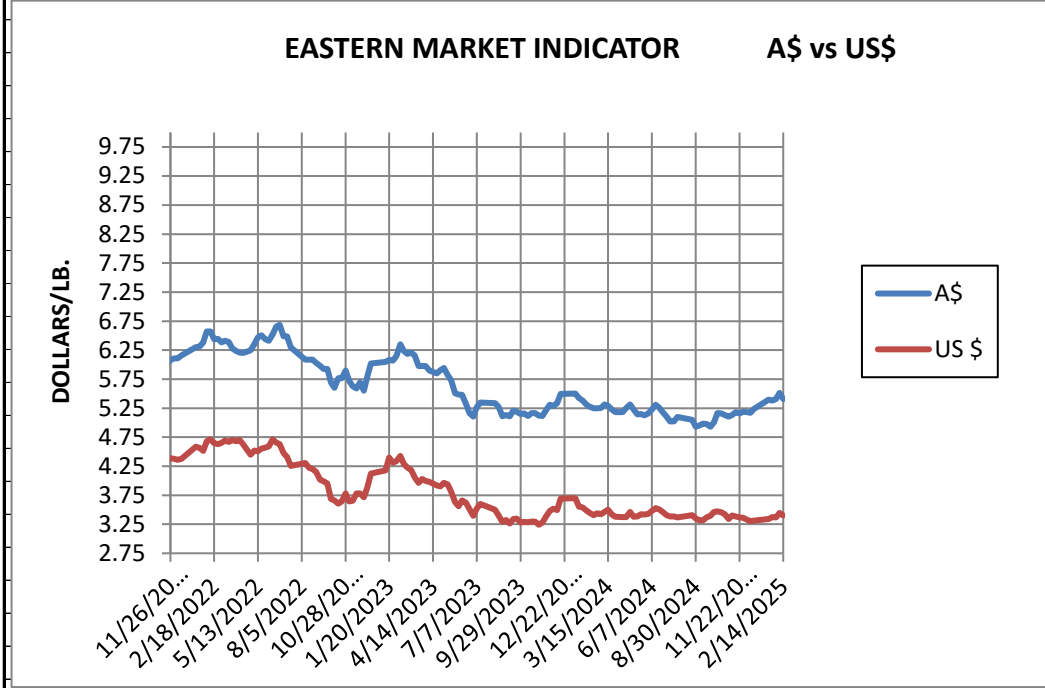


WEEK ENDING  
FEBRUARY 14, 2025

**ASI Conversion Chart -- AWEX Prices to USD Per Pound**

MARKET INDICATOR CHANGE		US \$/LB.		Clean on floor			
CATEGORY		2/14/2025		2/7/2025		Change	
		A\$	US\$	A\$	US\$	A\$	US\$
EASTERN MI		\$ 5.41	\$ 3.40	\$ 5.51	\$ 3.45	-0.10	-0.05
Micron							
	17	\$ 7.63	\$ 4.80	\$ 7.82	\$ 4.89	-0.19	-0.09
	18	\$ 6.96	\$ 4.38	\$ 7.15	\$ 4.47	-0.19	-0.09
	19	\$ 6.61	\$ 4.16	\$ 6.81	\$ 4.26	-0.20	-0.10
	20	\$ 6.51	\$ 4.09	\$ 6.66	\$ 4.17	-0.15	-0.07
	21	\$ 6.48	\$ 4.08	\$ 6.54	\$ 4.09	-0.06	-0.02
	22	\$ 6.50	\$ 4.09	\$ 6.59	\$ 4.12	-0.10	-0.04
	23	\$ 6.36	\$ 4.00	\$ 6.57	\$ 4.11	-0.21	-0.11
	24	\$ 4.93	\$ 3.10	\$ 4.93	\$ 3.08	0.00	0.02
	25	\$ 3.20	\$ 2.01	\$ 3.20	\$ 2.00	0.00	0.01
	26	\$ 2.77	\$ 1.74	\$ 2.75	\$ 1.72	0.02	0.02
	28	\$ 1.94	\$ 1.22	\$ 1.97	\$ 1.23	-0.03	-0.01
	30	\$ 1.72	\$ 1.08	\$ 1.75	\$ 1.09	-0.02	-0.01
	32	\$ 1.53	\$ 0.96	\$ 1.53	\$ 0.96	0.00	0.01
	MC	\$ 3.33	\$ 2.09	\$ 3.33	\$ 2.08	0.00	0.01
CURRENCY (US \$/A \$)			\$ 0.6290		\$ 0.6253		0.0037



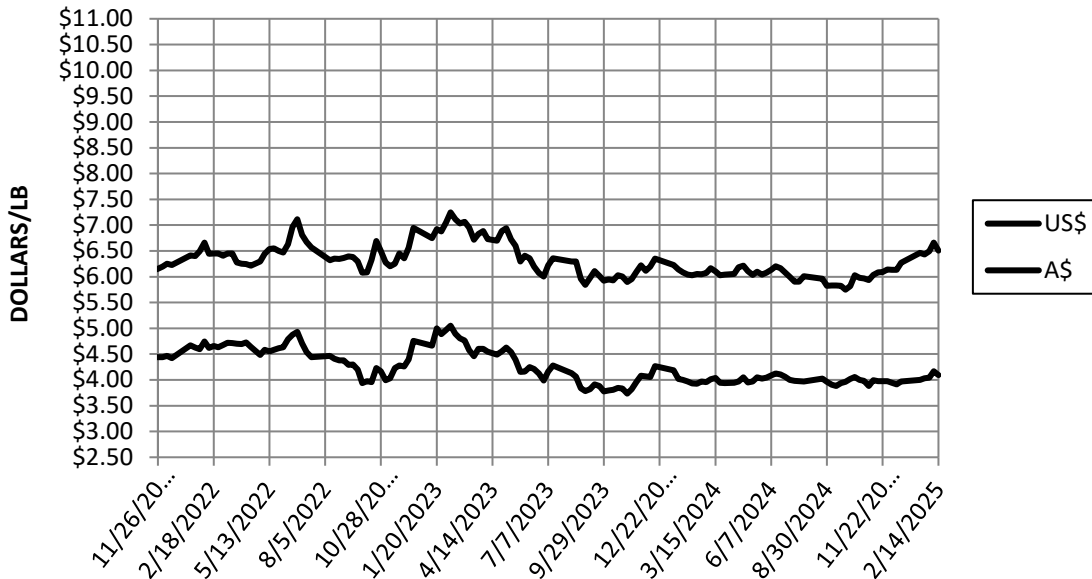
Information source: Wooltrak, Australian Wool Exchange, Weekly Market Review

WEEK ENDING  
JFEBRUARY 14,2025

**MARKET INDICATOR CHANGES** US \$/LB. Clean on floor

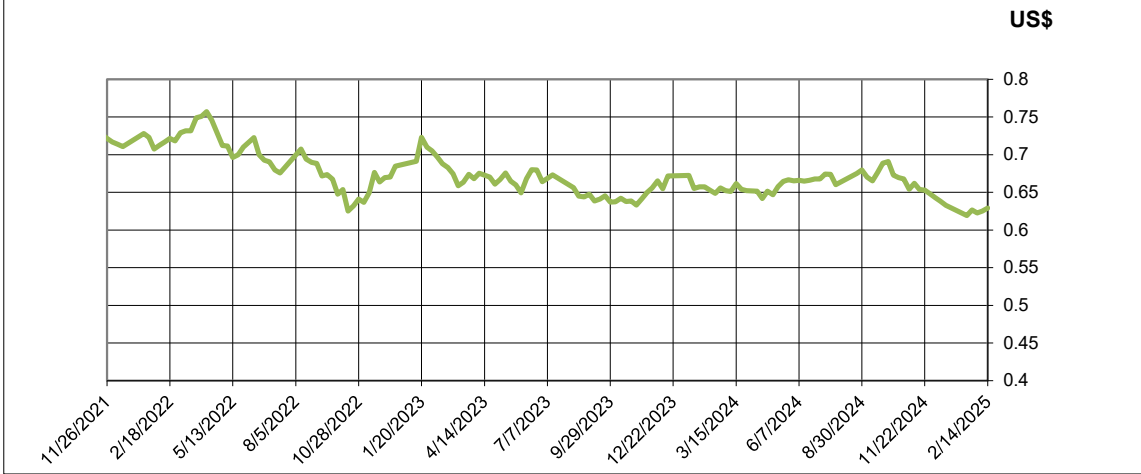
CATEGORY	2/14/2025		2/7/2025		Change	
	A\$	US\$	A\$	US\$	A\$	US\$
EASTERN MI	\$ 5.41	\$ 3.40	\$ 5.51	\$ 3.45	-0.10	-0.05
Micron						
17	\$ 7.63	\$ 4.80	\$ 7.82	\$ 4.89	-0.19	-0.09
18	\$ 6.96	\$ 4.38	\$ 7.15	\$ 4.47	-0.19	-0.09
19	\$ 6.61	\$ 4.16	\$ 6.81	\$ 4.26	-0.20	-0.10
20	\$ 6.51	\$ 4.09	\$ 6.66	\$ 4.17	-0.15	-0.07
21	\$ 6.48	\$ 4.08	\$ 6.54	\$ 4.09	-0.06	-0.02
22	\$ 6.50	\$ 4.09	\$ 6.59	\$ 4.12	-0.10	-0.04
23	\$ 6.36	\$ 4.00	\$ 6.57	\$ 4.11	-0.21	-0.11
24	\$ 4.93	\$ 3.10	\$ 4.93	\$ 3.08	0.00	0.02
25	\$ 3.20	\$ 2.01	\$ 3.20	\$ 2.00	0.00	0.01
26	\$ 2.77	\$ 1.74	\$ 2.75	\$ 1.72	0.02	0.02
28	\$ 1.94	\$ 1.22	\$ 1.97	\$ 1.23	-0.03	-0.01
30	\$ 1.72	\$ 1.08	\$ 1.75	\$ 1.09	-0.02	-0.01
32	\$ 1.53	\$ 0.96	\$ 1.53	\$ 0.96	0.00	0.01
MC	\$ 3.33	\$ 2.09	\$ 3.33	\$ 2.08	0.00	0.01
CURRENCY (US \$/A \$)		\$ 0.6290		\$ 0.6253		0.0037

**20 MICRON MARKET INDICATOR**

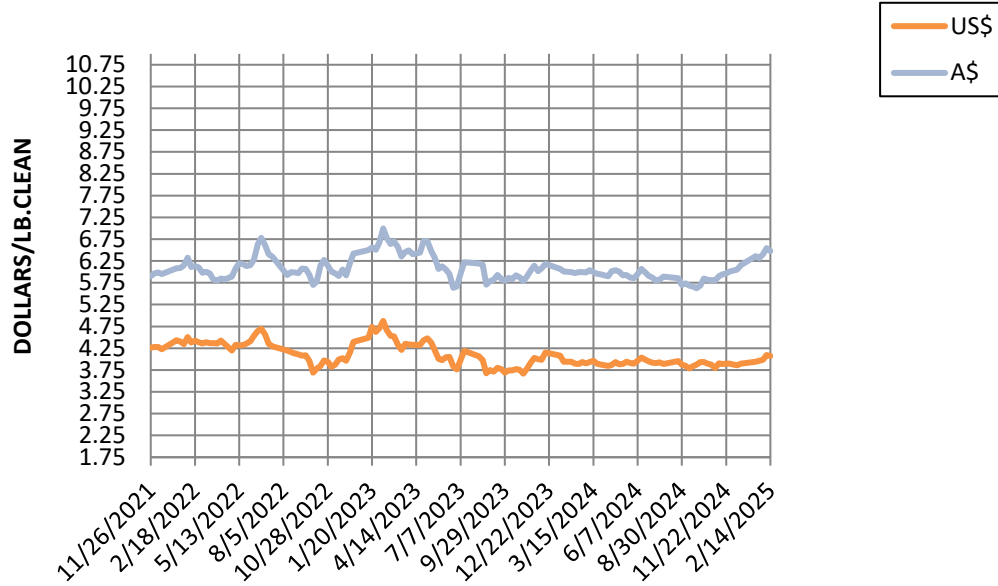


Information source: Wooltrak, Australian Wool Exchange, Weekly Market Review

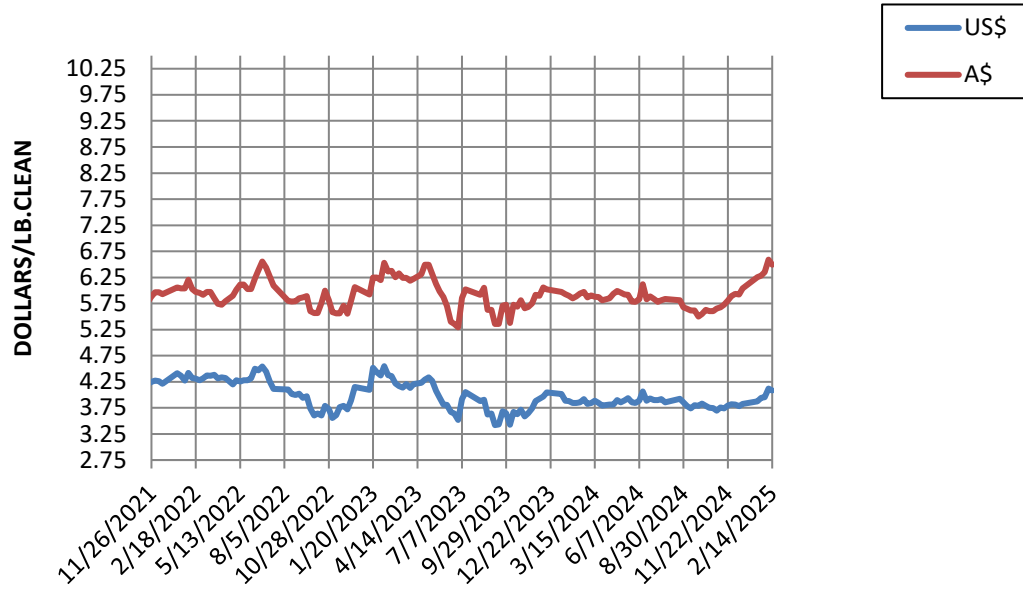
### CURRENCY RATE (US\$:A\$)



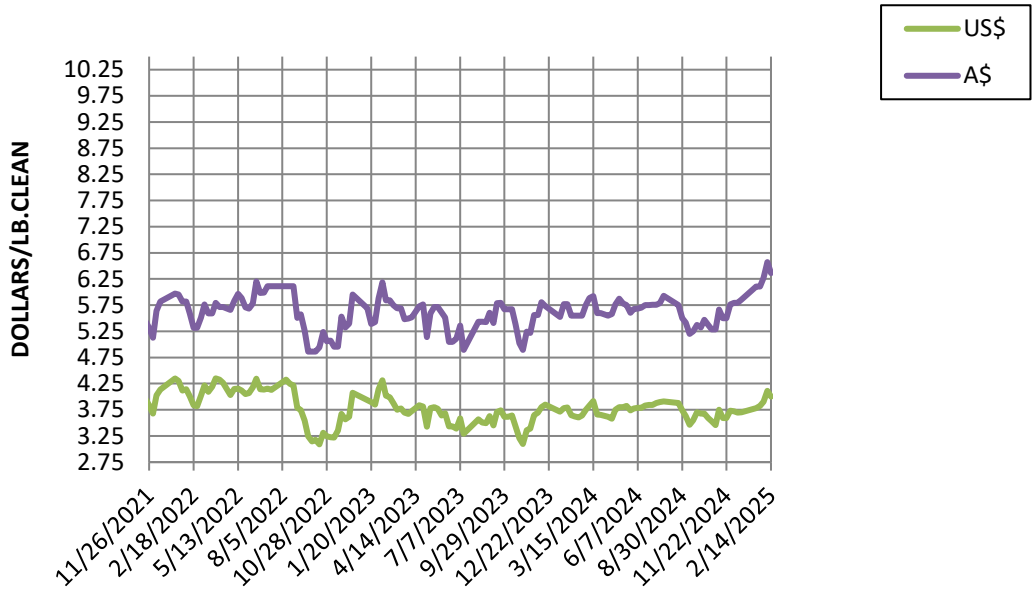
21 MICRON MARKET INDICATOR A\$ vs US\$



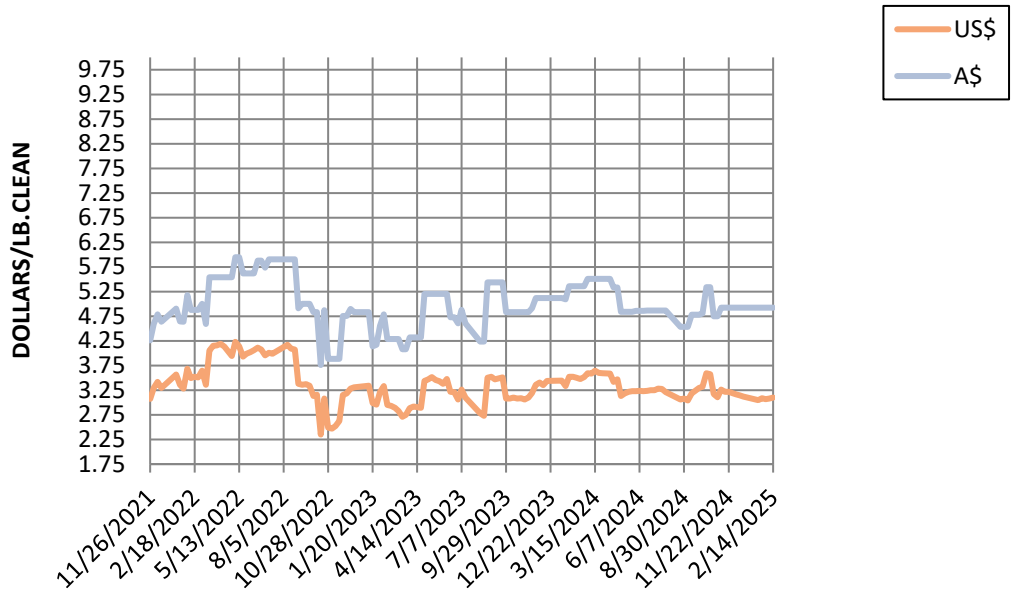
22 MICRON MARKET INDICATOR A\$ vs US\$



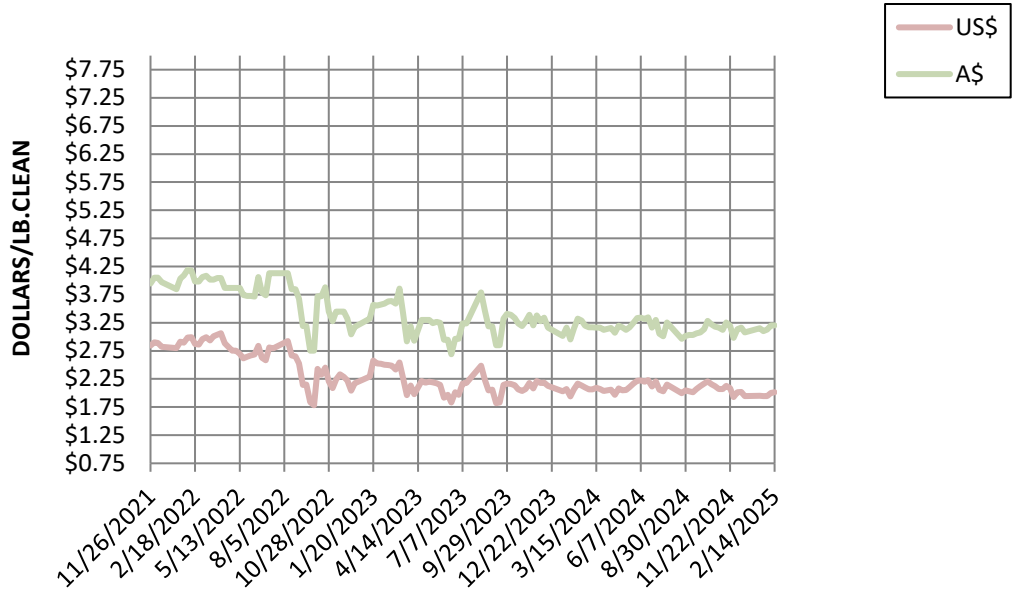
23 MICRON MARKET INDICATOR A\$ vs US\$



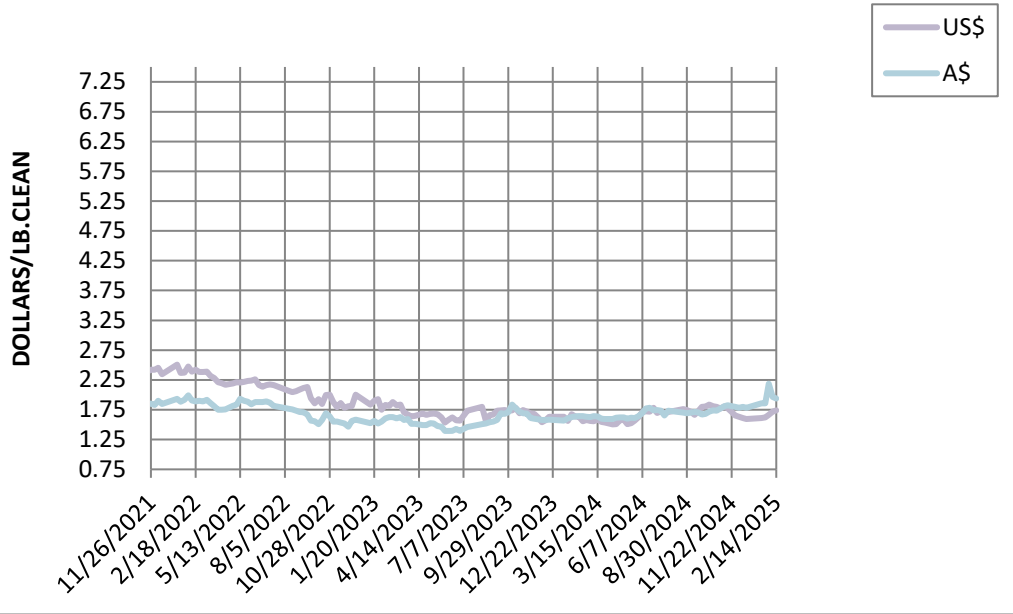
24 MICRON MARKET INDICATOR A\$ vs US\$



**25 MICRON MARKET INDICATOR A\$ vs US\$**

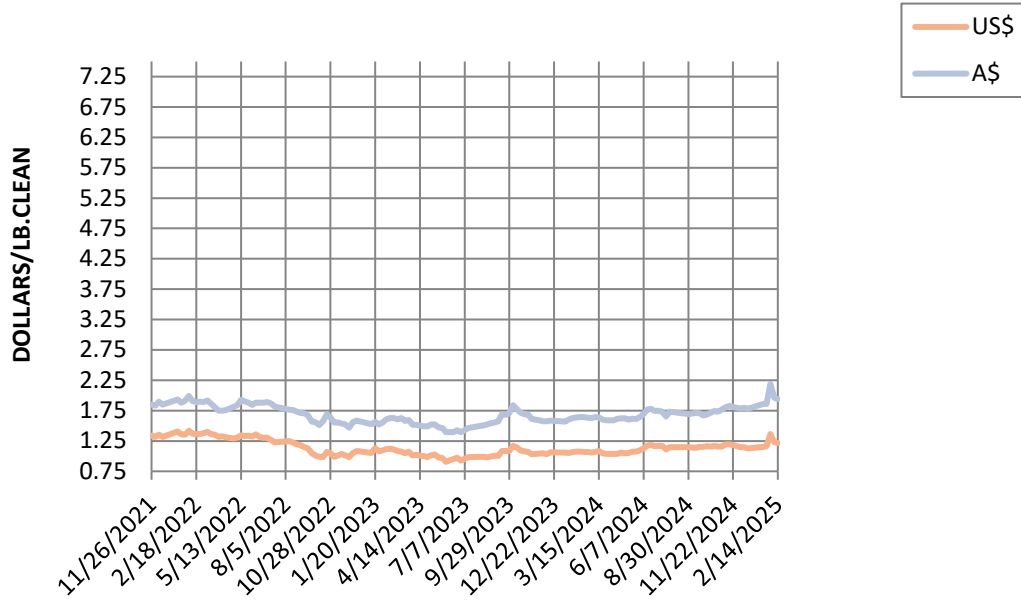


**26 MICRON MARKET INDICATOR A\$ vs US\$**



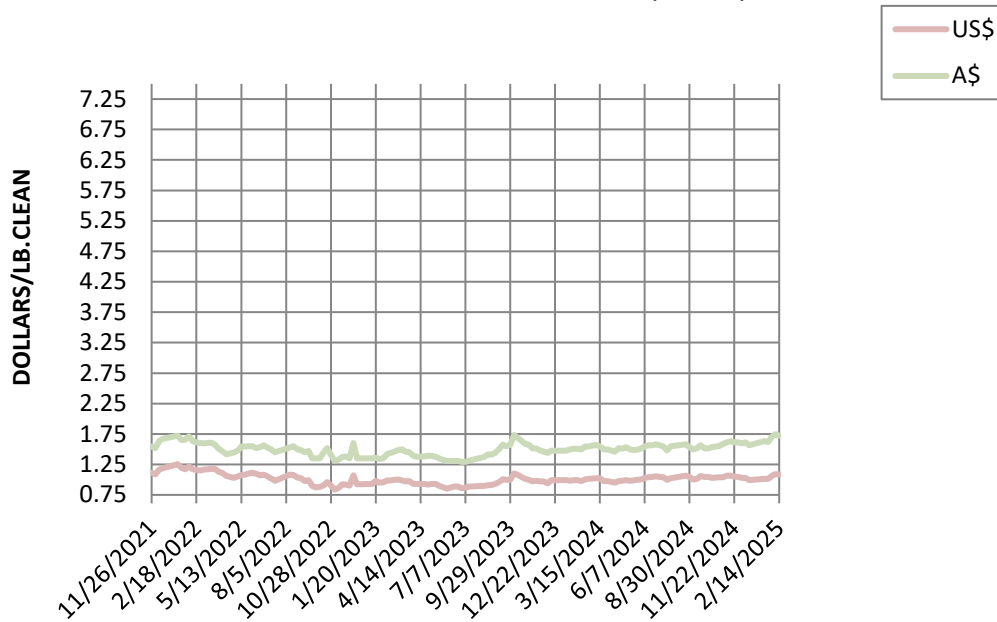
### 28 MICRON MARKET INDICATOR

A\$ vs US\$



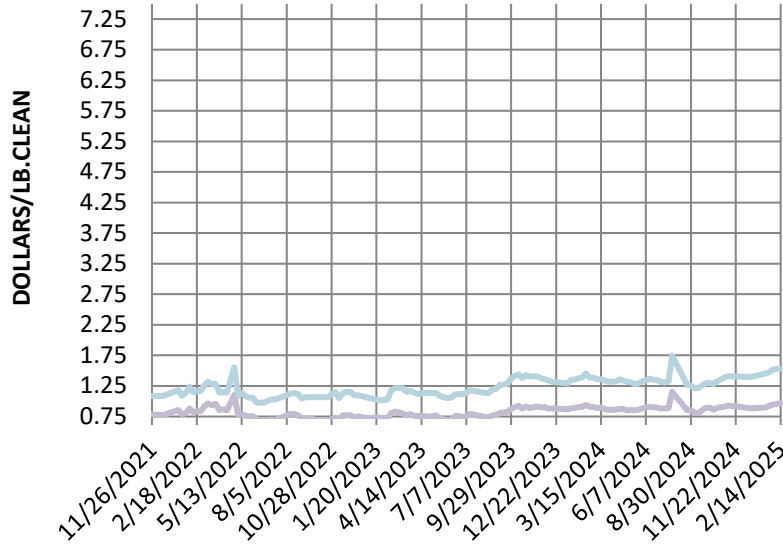
### 30 MICRON MARKET INDICATOR

A\$ vs US\$



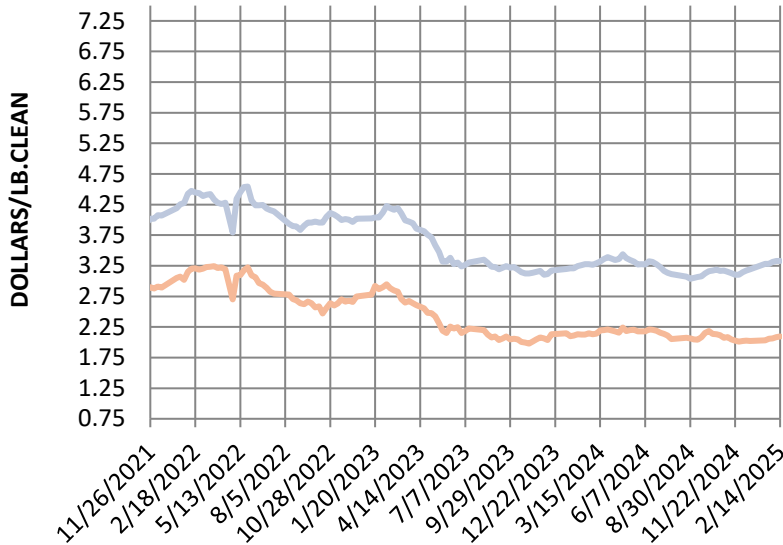
### 32 MICRON MARKET INDICATOR

A\$ vs US\$



### MC MICRON MARKET INDICATOR

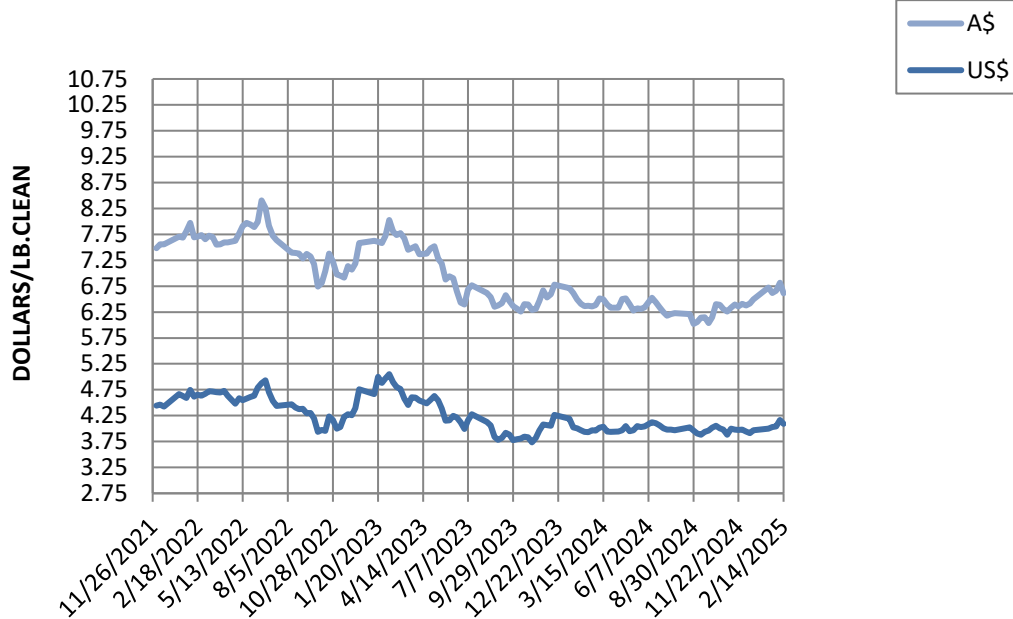
A\$ vs US\$





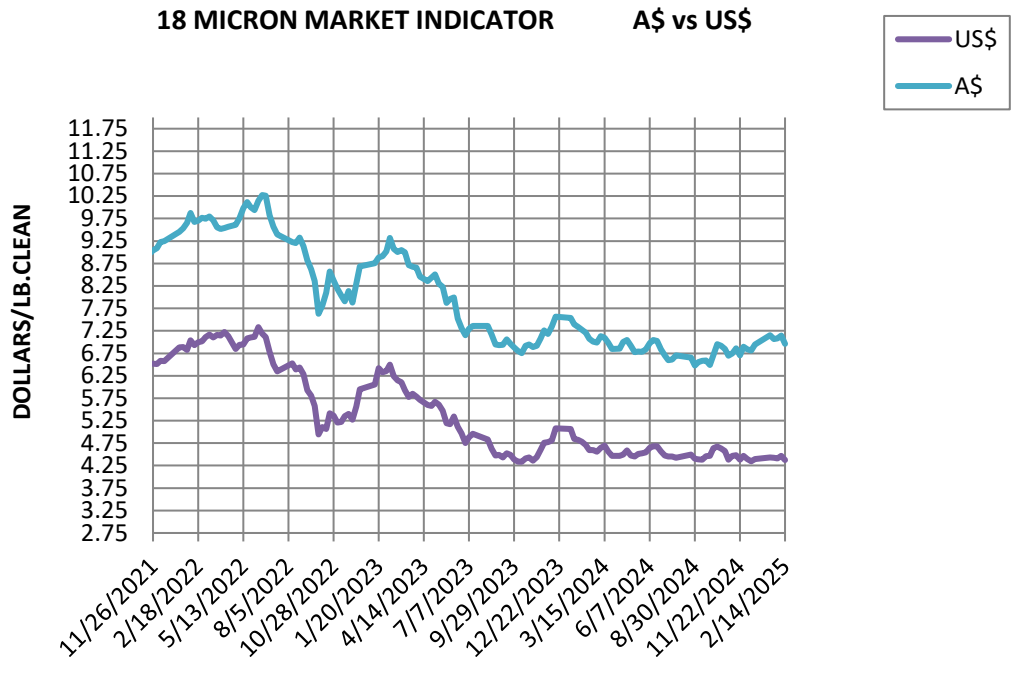
### 19 MICRON MARKET INDICATOR

A\$ vs US\$



### 18 MICRON MARKET INDICATOR

A\$ vs US\$



17 MICRON MARKET INDICATOR

A\$ vs US\$

