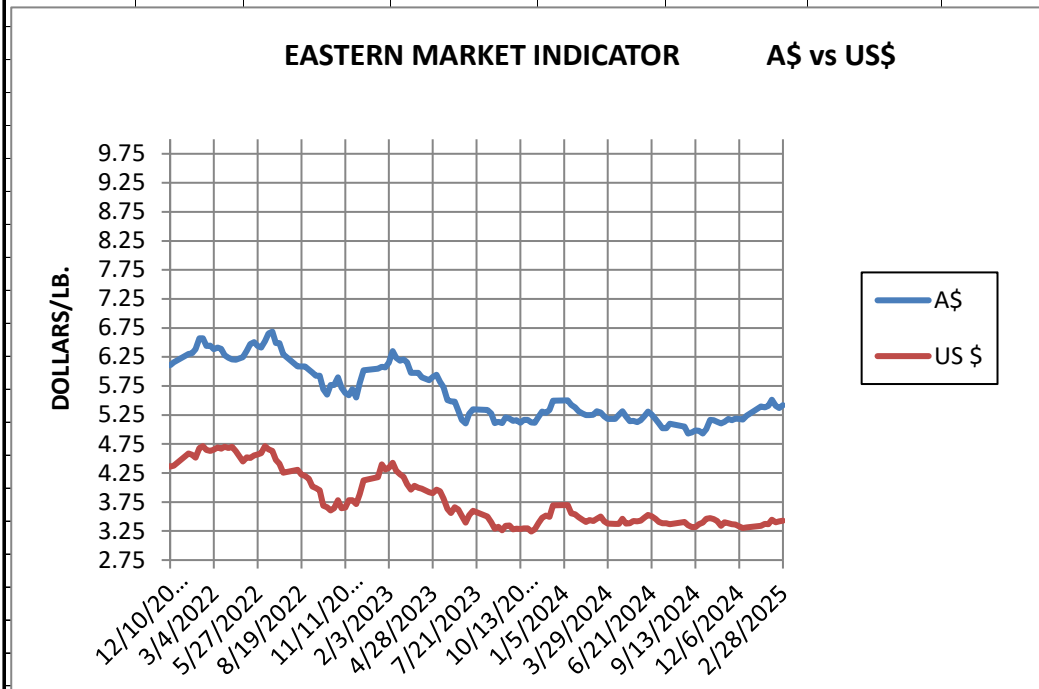


WEEK ENDING
FEBRUARY 28, 2025

ASI Conversion Chart -- AWEX Prices to USD Per Pound							
MARKET INDICATOR CHANGE		US \$/LB.		Clean on floor			
CATEGORY		2/28/2025		2/21/2025		Change	
		A\$	US\$	A\$	US\$	A\$	US\$
EASTERN MI		\$ 5.42	\$ 3.43	\$ 5.37	\$ 3.42	0.05	0.01
Micron							
17		\$ 7.65	\$ 4.84	\$ 7.55	\$ 4.80	0.11	0.04
18		\$ 7.08	\$ 4.48	\$ 6.98	\$ 4.44	0.10	0.04
19		\$ 6.72	\$ 4.25	\$ 6.63	\$ 4.22	0.09	0.03
20		\$ 6.57	\$ 4.15	\$ 6.48	\$ 4.13	0.08	0.03
21		\$ 6.46	\$ 4.09	\$ 6.42	\$ 4.08	0.04	0.00
22		\$ 6.40	\$ 4.05	\$ 6.40	\$ 4.07	0.00	-0.02
23		\$ 6.21	\$ 3.93	\$ 6.14	\$ 3.91	0.06	0.02
24		\$ 4.78	\$ 3.02	\$ 4.78	\$ 3.04	0.00	-0.02
25		\$ 2.95	\$ 1.87	\$ 3.18	\$ 2.02	-0.22	-0.15
26		\$ 2.72	\$ 1.72	\$ 2.65	\$ 1.68	0.07	0.04
28		\$ 1.88	\$ 1.19	\$ 1.86	\$ 1.18	0.02	0.00
30		\$ 1.71	\$ 1.08	\$ 1.71	\$ 1.09	0.00	-0.01
32		\$ 1.50	\$ 0.95	\$ 1.48	\$ 0.94	0.01	0.00
MC		\$ 3.34	\$ 2.11	\$ 3.33	\$ 2.12	0.01	-0.01
CURRENCY (US \$/A \$)		\$ 0.6326		\$ 0.6364		-0.0038	



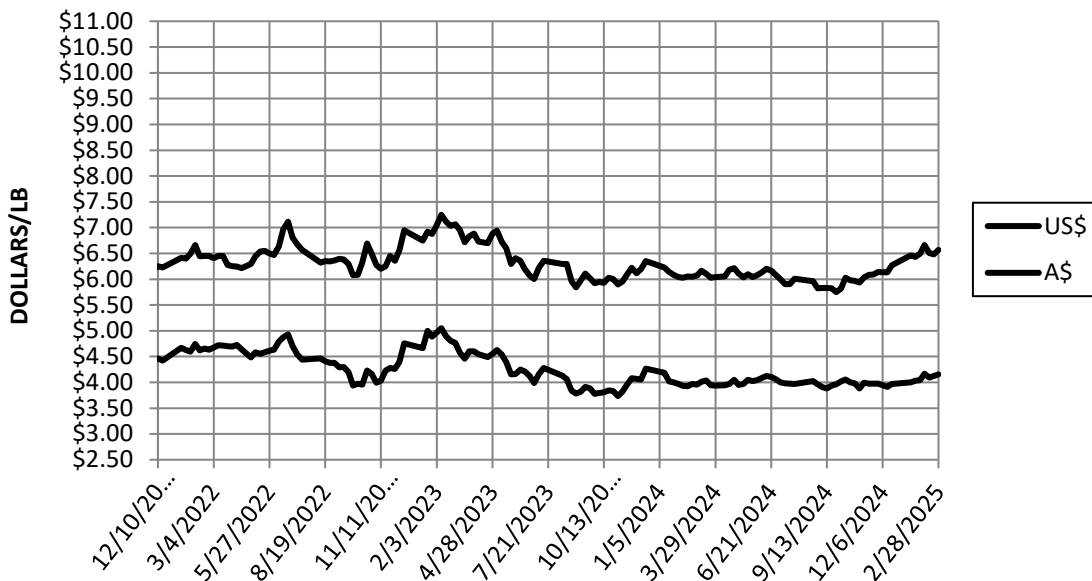
Information source: Wooltrak, Australian Wool Exchange, Weekly Market Review

WEEK ENDING
FEBRUARY 28

MARKET INDICATOR CHANGES US \$/LB. ²⁰²⁵ Clean on floor

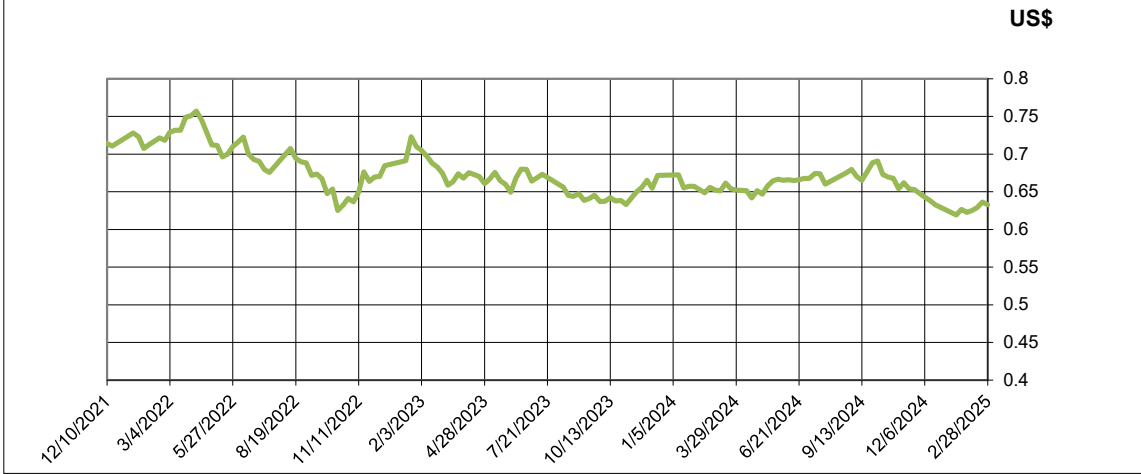
CATEGORY	2/28/2025		2/21/2025		Change	
	A\$	US\$	A\$	US\$	A\$	US\$
EASTERN MI	\$ 5.42	\$ 3.43	\$ 5.37	\$ 3.42	0.05	0.01
Micron						
17	\$ 7.65	\$ 4.84	\$ 7.55	\$ 4.80	0.11	0.04
18	\$ 7.08	\$ 4.48	\$ 6.98	\$ 4.44	0.10	0.04
19	\$ 6.72	\$ 4.25	\$ 6.63	\$ 4.22	0.09	0.03
20	\$ 6.57	\$ 4.15	\$ 6.48	\$ 4.13	0.08	0.03
21	\$ 6.46	\$ 4.09	\$ 6.42	\$ 4.08	0.04	0.00
22	\$ 6.40	\$ 4.05	\$ 6.40	\$ 4.07	0.00	-0.02
23	\$ 6.21	\$ 3.93	\$ 6.14	\$ 3.91	0.06	0.02
24	\$ 4.78	\$ 3.02	\$ 4.78	\$ 3.04	0.00	-0.02
25	\$ 2.95	\$ 1.87	\$ 3.18	\$ 2.02	-0.22	-0.15
26	\$ 2.72	\$ 1.72	\$ 2.65	\$ 1.68	0.07	0.04
28	\$ 1.88	\$ 1.19	\$ 1.86	\$ 1.18	0.02	0.00
30	\$ 1.71	\$ 1.08	\$ 1.71	\$ 1.09	0.00	-0.01
32	\$ 1.50	\$ 0.95	\$ 1.48	\$ 0.94	0.01	0.00
MC	\$ 3.34	\$ 2.11	\$ 3.33	\$ 2.12	0.01	-0.01
CURRENCY (US \$/A \$)		\$ 0.6326		\$ 0.6364		-0.0038

20 MICRON MARKET INDICATOR

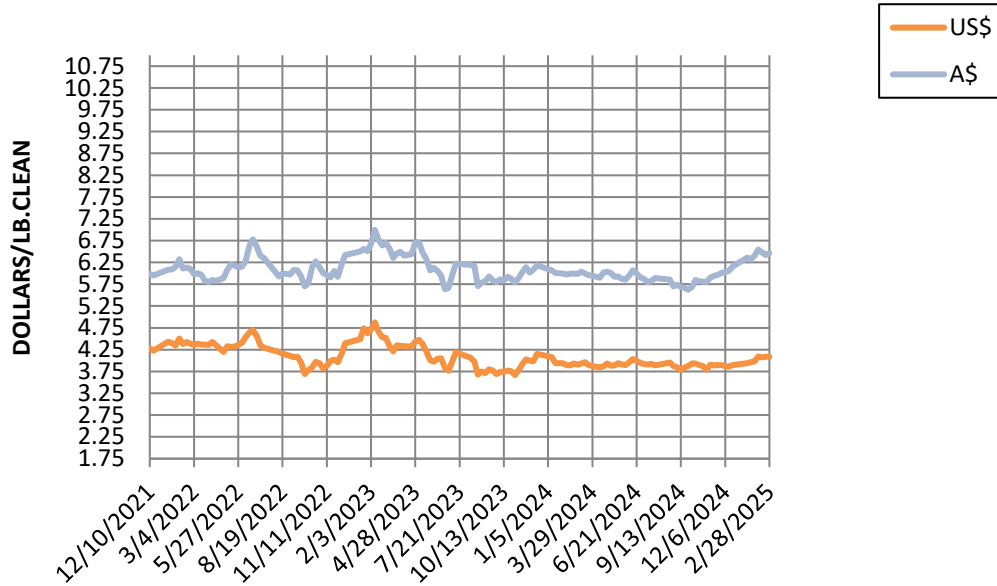


Information source: Wooltrak, Australian Wool Exchange, Weekly Market Review

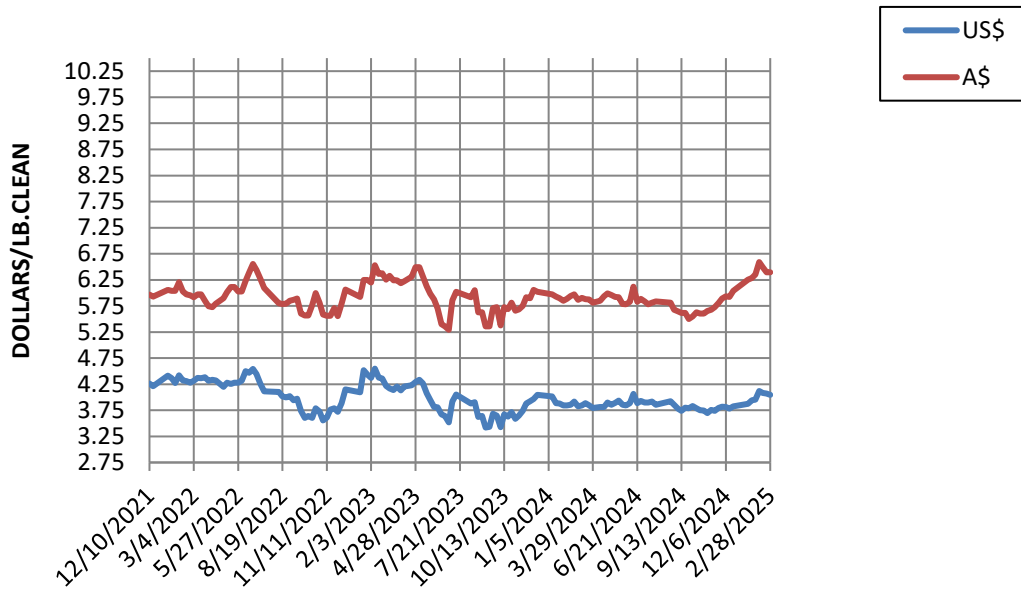
CURRENCY RATE (US\$:A\$)



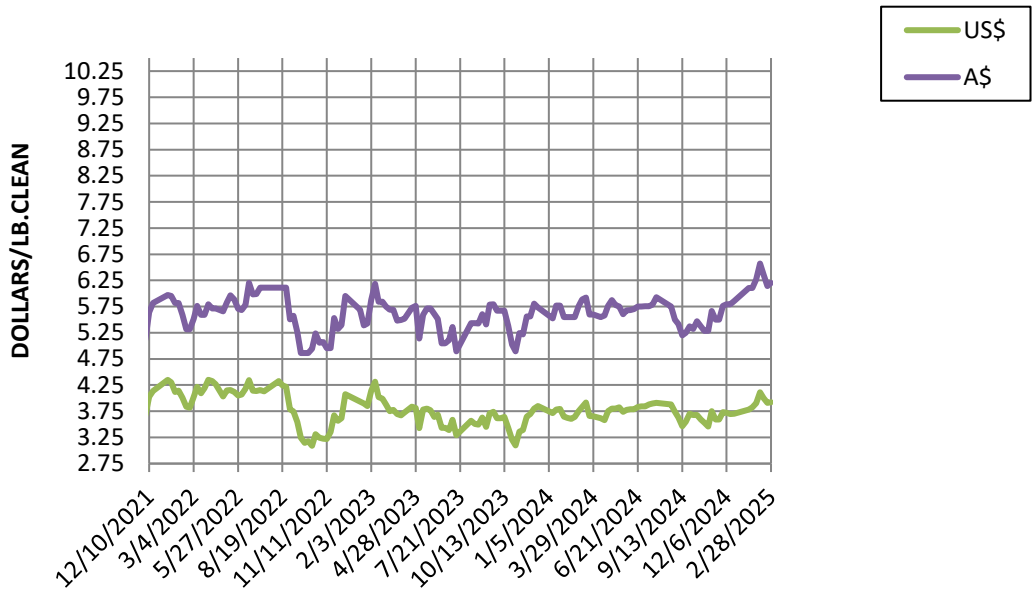
21 MICRON MARKET INDICATOR A\$ vs US\$



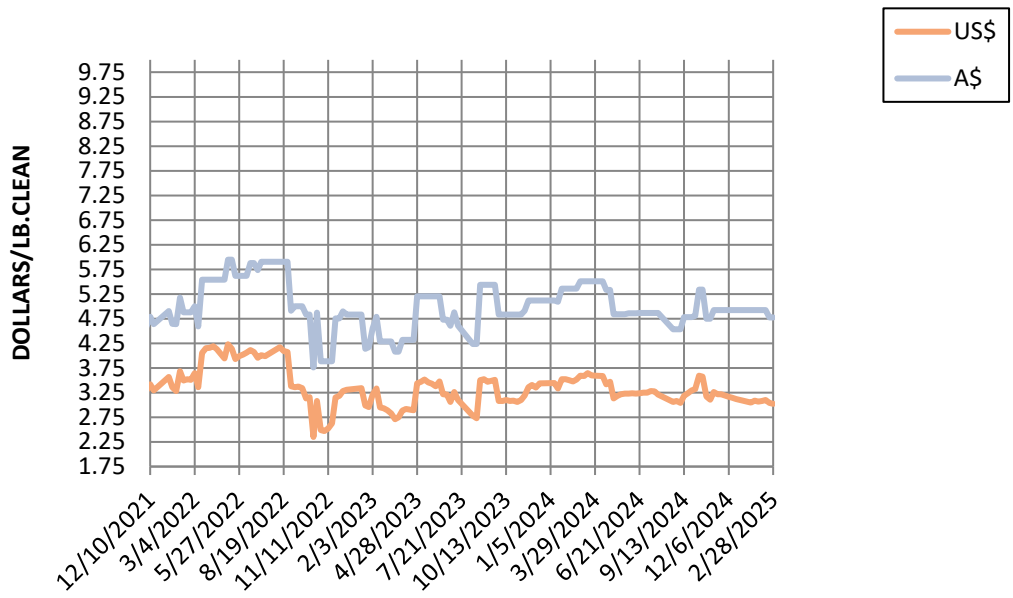
22 MICRON MARKET INDICATOR A\$ vs US\$



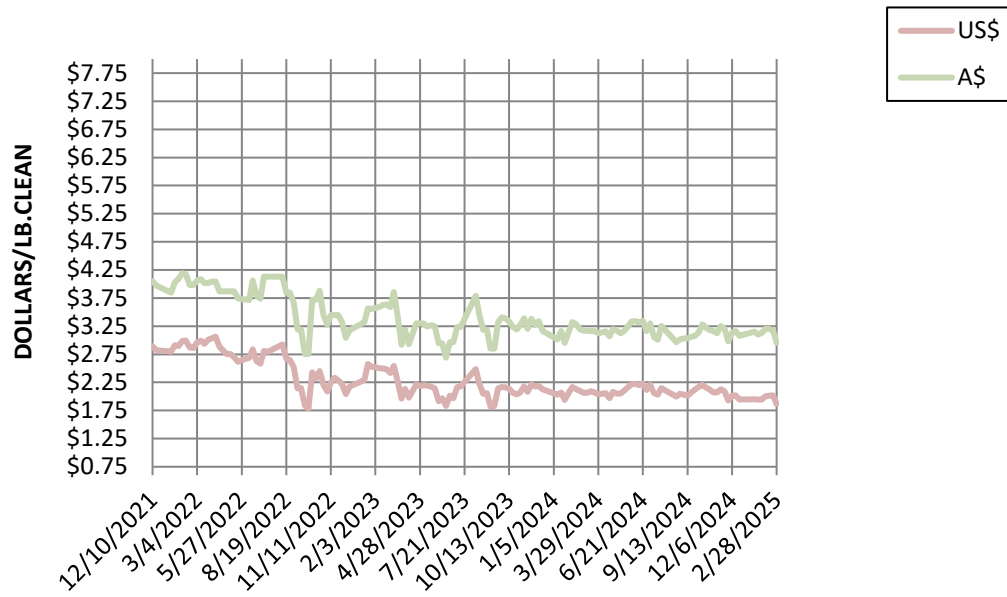
23 MICRON MARKET INDICATOR A\$ vs US\$



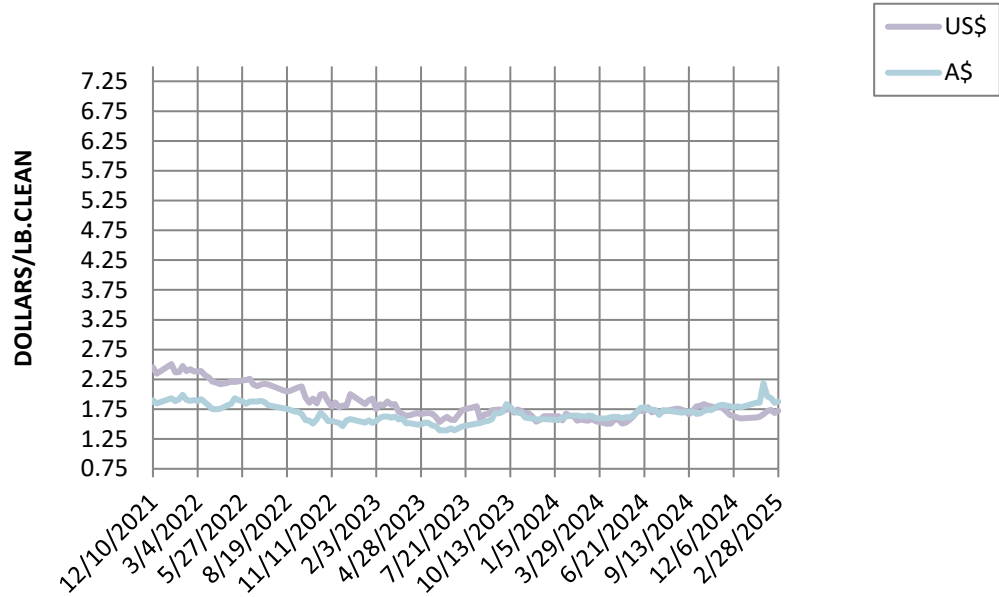
24 MICRON MARKET INDICATOR A\$ vs US\$



25 MICRON MARKET INDICATOR A\$ vs US\$

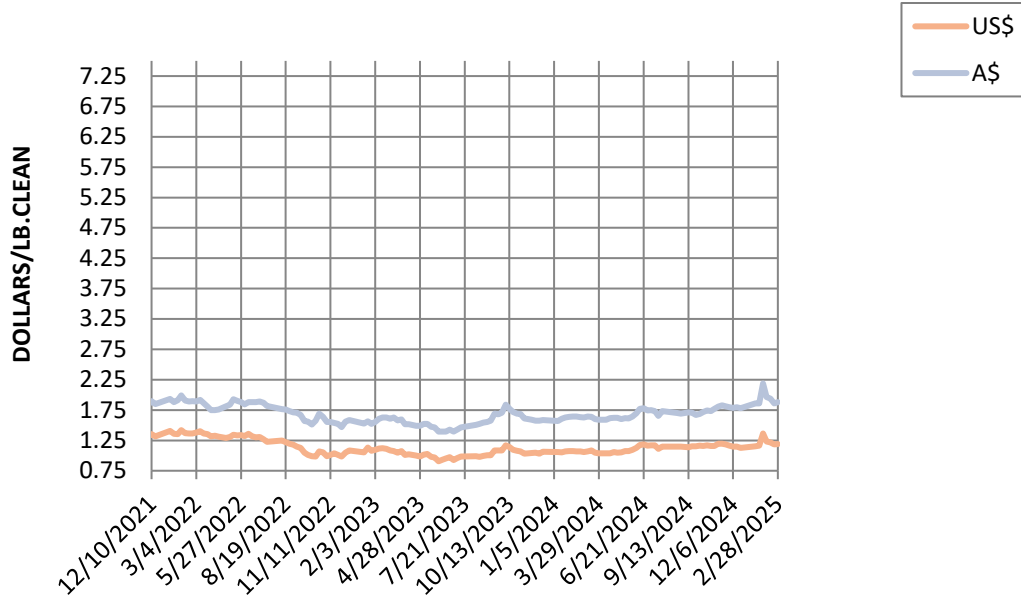


26 MICRON MARKET INDICATOR A\$ vs US\$



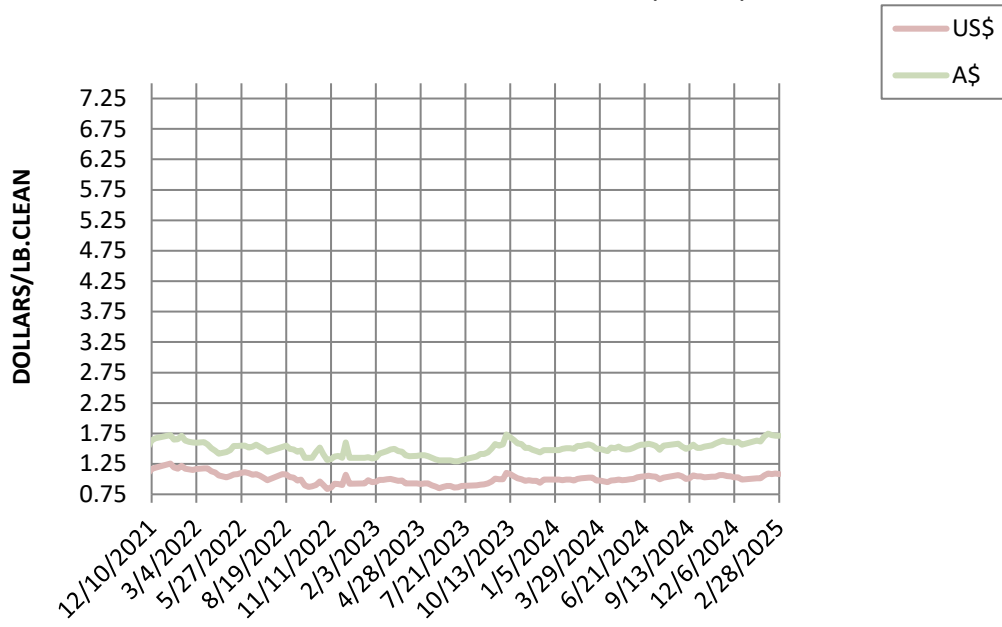
28 MICRON MARKET INDICATOR

A\$ vs US\$



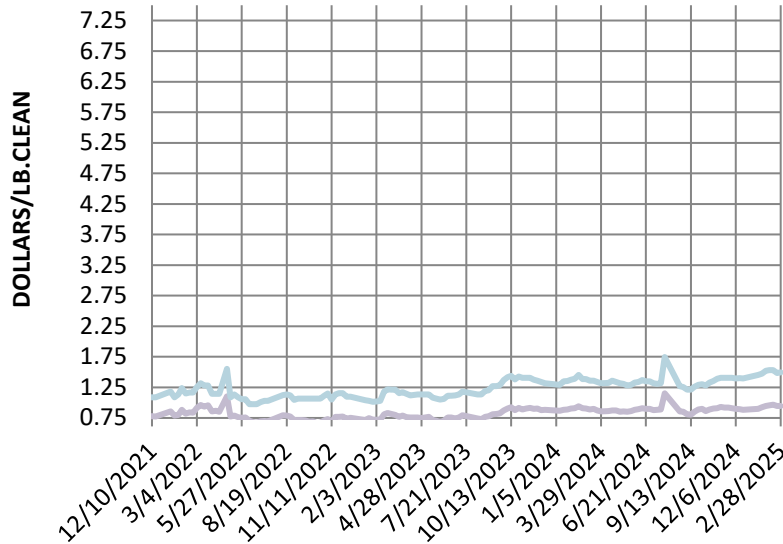
30 MICRON MARKET INDICATOR

A\$ vs US\$



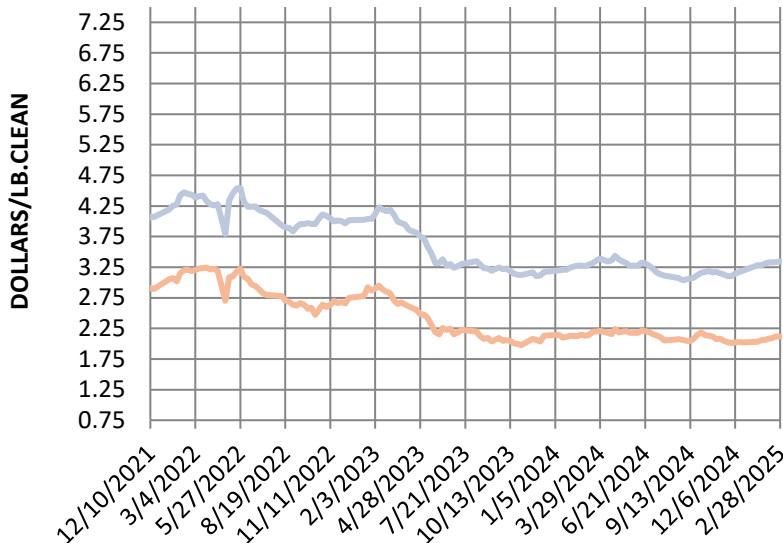
32 MICRON MARKET INDICATOR

A\$ vs US\$

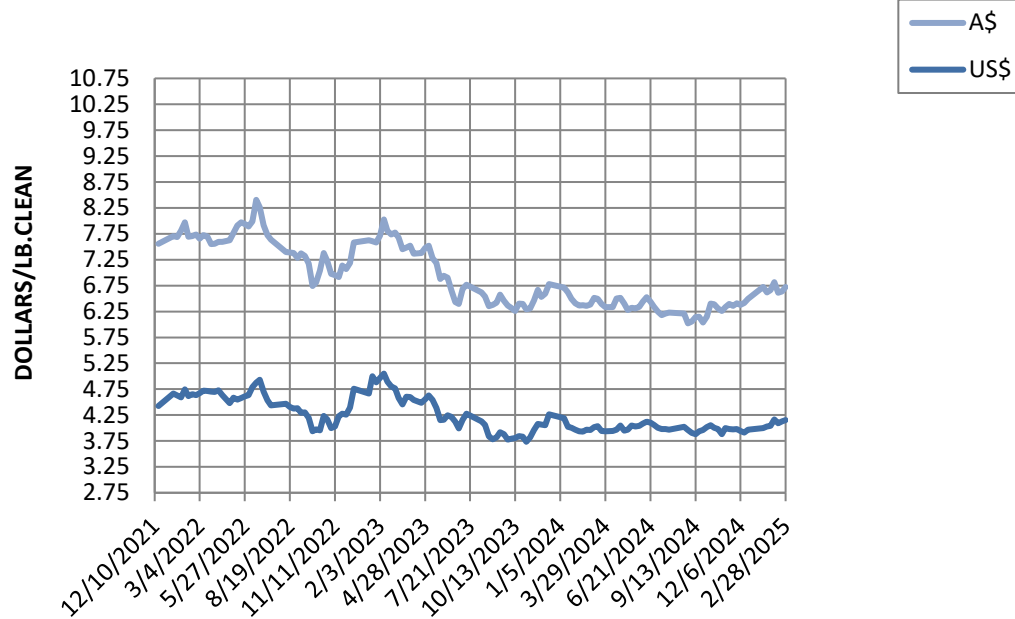


MC MICRON MARKET INDICATOR

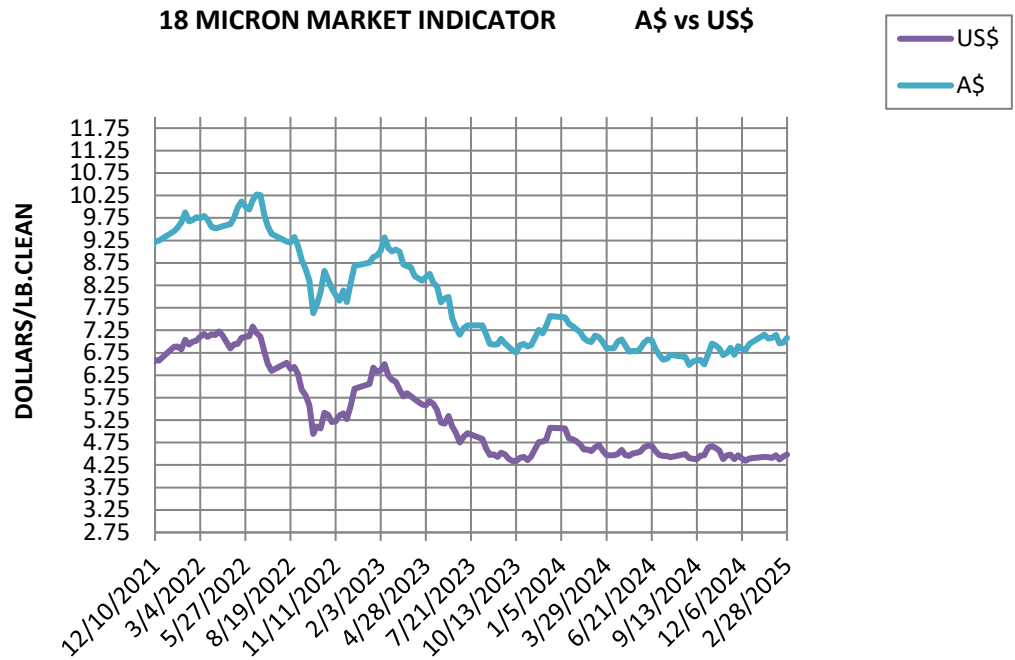
A\$ vs US\$



19 MICRON MARKET INDICATOR A\$ vs US\$



18 MICRON MARKET INDICATOR A\$ vs US\$



17 MICRON MARKET INDICATOR

A\$ vs US\$

